

Donington Park 4.023 m

Prosecco DOC UK Round, 2-4 July 2021

Results Race 3

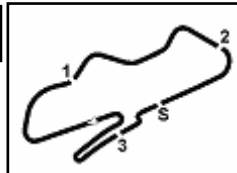
Laps 12 = 48,276 km - Avg 151,696 km/h - Race Time 19'05.674

No.	Rider	Nat	Team	Bike	Laps	Time	Gap	Rel.	Fastest Lap	
1	14 NIXON Jack	GBR	Santander Salt	Yamaha	12	19'05.674		12	1'34.622	
2	6 STANLEY George	GBR	Ready4Racing Vision Team	Kawasaki	12	19'06.641	0.967	0.967	12	1'34.654
3	19 TALBOT Joe	GBR	JR Performance Racing	Kawasaki	12	19'07.136	1.462	0.495	9	1'34.734
4	7 DELVES Liam	GBR	JR Performance Racing	Kawasaki	12	19'14.646	8.972	7.510	4	1'35.059
5	11 LAFFINS Sam	GBR	Sam Laffins Racing / G&S Racing	Kawasaki	12	19'15.906	10.232	1.260	8	1'35.531
6	86 JENNER Owen	GBR	Affinity Sports Academy	Kawasaki	12	19'17.014	11.340	1.108	12	1'35.216
7	28 HARTGROVE Adam	GBR	Adam Hartgrove Racing	Yamaha	12	19'17.201	11.527	0.187	3	1'35.564
8	55 VALLELEY Louis	GBR	Code Blue Racing / Team V	Yamaha	12	19'17.597	11.923	0.396	12	1'35.343
9	57 CRUMP Seth	AUS	Affinity Sports Academy	Kawasaki	12	19'18.988	13.314	1.391	8	1'35.407
10	21 BROOKS Daniel	GBR	Ready4Racing Vision Team	Kawasaki	12	19'20.911	15.237	1.923	8	1'35.232
11	22 CORDEROY Zak	GBR	Binch Racing	Yamaha	12	19'21.773	16.099	0.862	8	1'34.647
12	33 FARRER Charlie	GBR	Mortimer Racing / Appleyard Aca	Yamaha	12	19'24.567	18.893	2.794	5	1'35.990
13	77 VERWEY Kade	GBR	Team XG Racing	Kawasaki	12	19'27.652	21.978	3.085	10	1'36.353
14	30 COOK Max	GBR	FS-3 Racing	Kawasaki	12	19'29.496	23.822	1.844	5	1'36.225
15	8 HALL Cameron	GBR	Triple M Vehicles Sales	Kawasaki	12	19'36.826	31.152	7.330	12	1'36.674
16	76 VERWEY Luke	GBR	Team XG Racing	Kawasaki	12	19'37.990	32.316	1.164	5	1'36.931
17	39 BOURNE Franco	GBR	Chris Walker Kawasaki	Kawasaki	12	19'42.151	36.477	4.161	3	1'36.064
18	3 THOMSON Connor	GBR	Uttilligence / AH Performance	Yamaha	12	19'43.291	37.617	1.140	9	1'37.601
19	25 JONES Lewis	GBR	Lewis Jones Racing	Kawasaki	12	19'45.367	39.693	2.076	11	1'37.589
20	78 BOWER Matt	GBR	4T2 Racing	Kawasaki	12	19'46.161	40.487	0.794	7	1'37.396
21	99 BEDNAREK Jack	GBR	CF Motorsport	Yamaha	12	19'48.849	43.175	2.688	7	1'37.280
22	17 ARMSTRONG Kier	GBR	Dan Bones / Lincolnshire Racing	Kawasaki	12	19'50.696	45.022	1.847	6	1'38.057
23	71 DRURY Nathan	GBR	Dragon Racing	Kawasaki	12	19'58.173	52.499	7.477	12	1'38.789
24	41 LEATHERLAND Lynden	GBR	GL Fabrications Racing	Yamaha	12	19'58.527	52.853	0.354	7	1'38.778
25	38 OWENS Michael	GBR	R&R Racing	Yamaha	12	20'02.062	56.388	3.535	9	1'39.044
26	69 COYNE Kevin	IRL	Kevin Coyne Racing 64	Kawasaki	12	20'03.729	58.055	1.667	10	1'39.068
27	37 BULL James	GBR	James Bull Racing	MV Agusta	12	20'04.632	58.958	0.903	7	1'38.564
28	51 BARRINGTON Kayla	GBR	Slipscreens / TKB Racing	Kawasaki	12	20'09.630	1'03.956	4.998	12	1'39.231
29	4 SMYTH Andrew	GBR	MPW Kawasaki by Blackwater GK	Kawasaki	12	20'10.637	1'04.963	1.007	12	1'39.430
30	63 COWARD Josh	GBR	Coward Racing	Kawasaki	12	20'11.477	1'05.803	0.840	10	1'39.627
31	88 LEIGH Harry	GBR	CVM Motorsport	Kawasaki	12	20'34.836	1'29.162	23.359	8	1'41.479
32	13 CAMPBELL Jake	GBR	Jake Campbell Racing	Kawasaki	12	20'37.698	1'32.024	2.862	6	1'41.775
33	23 CAIRNS Andrew	GBR	Cairns Racing	Yamaha	11	20'08.137	1 Lap	1 Lap	6	1'47.283
----- Not Classified -----										
RET	64 DURHAM Asher	GBR	Affinity Sports Academy	Kawasaki	5	8'39.431	7 Laps		2	1'37.729
RET	10 REID Simon	GBR	Simon Reid Racing	Yamaha	3	4'51.253	9 Laps		3	1'35.449
RET	15 MCMANUS Eugene	GBR	Affinity Sports Academy	Kawasaki	3	4'51.687	9 Laps		3	1'35.651
RET	87 HOPPER Jake	GBR	JMH Racing	Yamaha	2	4'00.072	10 Laps			
NS	31 DAVIS Jamie	GBR	Uttilligence / AH Performance	Yamaha						

 Starting: 38 Classified: 33 Not Classified: 0 Retired: 4 Not Started: 1
 Fastest Lap N. 12 No. 14 Jack Nixon Time 1'34.622 Avg. 153,060 Km/h

Humidity:	67%	AIR	20°C
Condition:	Dry	Temp:	30°C

Start 04/07/2021 16:59 End 17:20 The results are provisional until the end of the time limit for protests and appeals and the completion of the technical checks.



Prosecco DOC UK Round, 2-4 July 2021

Top Speeds Race 3

RESULTS

1	14 NIXON Jack	Yamaha	Laps 12
2	6 STANLEY George	Kawasaki	0.967
3	19 TALBOT Joe	Kawasaki	1.462
4	7 DELVES Liam	Kawasaki	8.972
5	11 LAFFINS Sam	Kawasaki	10.232
6	86 JENNER Owen	Kawasaki	11.340
7	28 HARTGROVE Adam	Yamaha	11.527
8	55 VALLELEY Louis	Yamaha	11.923
9	57 CRUMP Seth	Kawasaki	13.314
10	21 BROOKS Daniel	Kawasaki	15.237
11	22 CORDEROY Zak	Yamaha	16.099
12	33 FARRER Charlie	Yamaha	18.893
13	77 VERWEY Kade	Kawasaki	21.978
14	30 COOK Max	Kawasaki	23.822
15	8 HALL Cameron	Kawasaki	31.152
16	76 VERWEY Luke	Kawasaki	32.316
17	39 BOURNE Franco	Kawasaki	36.477
18	3 THOMSON Connor	Yamaha	37.617
19	25 JONES Lewis	Kawasaki	39.693
20	78 BOWER Matt	Kawasaki	40.487
21	99 BEDNAREK Jack	Yamaha	43.175
22	17 ARMSTRONG Kier	Kawasaki	45.022
23	71 DRURY Nathan	Kawasaki	52.499
24	41 LEATHERLAND Lynden	Yamaha	52.853
25	38 OWENS Michael	Yamaha	56.388
26	69 COYNE Kevin	Kawasaki	58.055
27	37 BULL James	MV Agusta	58.958
28	51 BARRINGTON Kayla	Kawasaki	1'03.956
29	4 SMYTH Andrew	Kawasaki	1'04.963
30	63 COWARD Josh	Kawasaki	1'05.803
31	88 LEIGH Harry	Kawasaki	1'29.162
32	13 CAMPBELL Jake	Kawasaki	1'32.024
33	23 CAIRNS Andrew	Yamaha	1 Lap
RET	64 DURHAM Asher	Kawasaki	7 Laps
RET	10 REID Simon	Yamaha	9 Laps
RET	15 MCMANUS Eugene	Kawasaki	9 Laps
RET	87 HOPPER Jake	Yamaha	10 Laps
NS	31 DAVIS Jamie	Yamaha	

SPEED

1	33 FARRER Charlie	Yamaha	236.4
2	22 CORDEROY Zak	Yamaha	235.4
3	86 JENNER Owen	Kawasaki	235.4
4	14 NIXON Jack	Yamaha	234.9
5	39 BOURNE Franco	Kawasaki	234.9
6	99 BEDNAREK Jack	Yamaha	234.4
7	57 CRUMP Seth	Kawasaki	234.4
8	6 STANLEY George	Kawasaki	233.9
9	21 BROOKS Daniel	Kawasaki	233.4
10	77 VERWEY Kade	Kawasaki	232.9
11	19 TALBOT Joe	Kawasaki	232.9
12	64 DURHAM Asher	Kawasaki	232.4
13	37 BULL James	MV Agusta	232.4
14	7 DELVES Liam	Kawasaki	231.4
15	78 BOWER Matt	Kawasaki	231.4
16	30 COOK Max	Kawasaki	231.4
17	15 MCMANUS Eugene	Kawasaki	231.4
18	41 LEATHERLAND Lynden	Yamaha	230.9
19	28 HARTGROVE Adam	Yamaha	230.9
20	25 JONES Lewis	Kawasaki	229.9
21	88 LEIGH Harry	Kawasaki	229.4
22	11 LAFFINS Sam	Kawasaki	229.4
23	10 REID Simon	Yamaha	228.9
24	55 VALLELEY Louis	Yamaha	228.9
25	4 SMYTH Andrew	Kawasaki	228.9
26	38 OWENS Michael	Yamaha	227.9
27	51 BARRINGTON Kayla	Kawasaki	227.9
28	76 VERWEY Luke	Kawasaki	227.0
29	8 HALL Cameron	Kawasaki	227.0
30	87 HOPPER Jake	Yamaha	227.0
31	3 THOMSON Connor	Yamaha	226.0
32	69 COYNE Kevin	Kawasaki	225.1
33	71 DRURY Nathan	Kawasaki	224.6
34	17 ARMSTRONG Kier	Kawasaki	224.2
35	63 COWARD Josh	Kawasaki	223.7
36	23 CAIRNS Andrew	Yamaha	220.5
37	13 CAMPBELL Jake	Kawasaki	218.7

SEG. 1

1	14 NIXON Jack	20.174
2	22 CORDEROY Zak	20.217
3	6 STANLEY George	20.220
4	19 TALBOT Joe	20.230
5	39 BOURNE Franco	20.268
6	15 MCMANUS Eugene	20.273
7	11 LAFFINS Sam	20.285
8	86 JENNER Owen	20.320
9	21 BROOKS Daniel	20.328
10	55 VALLELEY Louis	20.356
11	7 DELVES Liam	20.382
12	28 HARTGROVE Adam	20.399
13	57 CRUMP Seth	20.431
14	10 REID Simon	20.435
15	33 FARRER Charlie	20.486
16	77 VERWEY Kade	20.539
17	30 COOK Max	20.548
18	76 VERWEY Luke	20.638
19	8 HALL Cameron	20.734
20	78 BOWER Matt	20.736
21	3 THOMSON Connor	20.815
22	99 BEDNAREK Jack	20.875
23	25 JONES Lewis	20.907
24	64 DURHAM Asher	20.925
25	17 ARMSTRONG Kier	20.945
26	37 BULL James	21.018
27	38 OWENS Michael	21.059
28	69 COYNE Kevin	21.060
29	41 LEATHERLAND Lynden	21.093
30	71 DRURY Nathan	21.114
31	4 SMYTH Andrew	21.340
32	51 BARRINGTON Kayla	21.354
33	63 COWARD Josh	21.375
34	88 LEIGH Harry	21.599
35	13 CAMPBELL Jake	21.793
36	87 HOPPER Jake	21.954
37	23 CAIRNS Andrew	22.305

SEG. 2

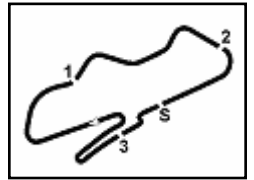
1	19 TALBOT Joe	25.493
2	14 NIXON Jack	25.533
3	7 DELVES Liam	25.556
4	22 CORDEROY Zak	25.557
5	6 STANLEY George	25.566
6	21 BROOKS Daniel	25.740
7	55 VALLELEY Louis	25.741
8	11 LAFFINS Sam	25.748
9	28 HARTGROVE Adam	25.760
10	10 REID Simon	25.879
11	39 BOURNE Franco	25.896
12	15 MCMANUS Eugene	25.906
13	77 VERWEY Kade	25.936
14	86 JENNER Owen	25.945
15	57 CRUMP Seth	25.950
16	33 FARRER Charlie	26.064
17	8 HALL Cameron	26.093
18	30 COOK Max	26.164
19	3 THOMSON Connor	26.213
20	99 BEDNAREK Jack	26.252
21	76 VERWEY Luke	26.270
22	78 BOWER Matt	26.405
23	25 JONES Lewis	26.407
24	17 ARMSTRONG Kier	26.563
25	64 DURHAM Asher	26.584
26	71 DRURY Nathan	26.753
27	41 LEATHERLAND Lynden	26.769
28	63 COWARD Josh	26.836
29	38 OWENS Michael	26.859
30	37 BULL James	26.884
31	4 SMYTH Andrew	26.884
32	51 BARRINGTON Kayla	26.935
33	69 COYNE Kevin	27.206
34	13 CAMPBELL Jake	27.343
35	88 LEIGH Harry	27.492
36	87 HOPPER Jake	28.477
37	23 CAIRNS Andrew	28.987

SEG. 3

1	14 NIXON Jack	23.654
2	6 STANLEY George	23.661
3	19 TALBOT Joe	23.755
4	15 MCMANUS Eugene	23.764
5	10 REID Simon	23.818
6	22 CORDEROY Zak	23.831
7	11 LAFFINS Sam	23.845
8	86 JENNER Owen	23.945
9	33 FARRER Charlie	23.983
10	7 DELVES Liam	24.001
11	55 VALLELEY Louis	24.017
12	28 HARTGROVE Adam	24.038
13	30 COOK Max	24.077
14	57 CRUMP Seth	24.182
15	39 BOURNE Franco	24.194
16	21 BROOKS Daniel	24.220
17	77 VERWEY Kade	24.272
18	8 HALL Cameron	24.312
19	25 JONES Lewis	24.364
20	76 VERWEY Luke	24.375
21	3 THOMSON Connor	24.403
22	78 BOWER Matt	24.486
23	17 ARMSTRONG Kier	24.534
24	99 BEDNAREK Jack	24.550
25	64 DURHAM Asher	24.556
26	41 LEATHERLAND Lynden	24.737
27	71 DRURY Nathan	24.744
28	37 BULL James	24.756
29	51 BARRINGTON Kayla	24.756
30	4 SMYTH Andrew	24.948
31	69 COYNE Kevin	25.068
32	38 OWENS Michael	25.073
33	63 COWARD Josh	25.114
34	88 LEIGH Harry	25.450
35	13 CAMPBELL Jake	25.596
36	87 HOPPER Jake	26.299
37	23 CAIRNS Andrew	26.888

SEG. 4

1	22 CORDEROY Zak	24.853
2	86 JENNER Owen	24.898
3	57 CRUMP Seth	24.911
4	14 NIXON Jack	24.949
5	7 DELVES Liam	24.986
6	6 STANLEY George	24.987
7	19 TALBOT Joe	25.024
8	55 VALLELEY Louis	25.102
9	28 HARTGROVE Adam	25.147
10	39 BOURNE Franco	25.203
11	21 BROOKS Daniel	25.205
12	33 FARRER Charlie	25.248
13	10 REID Simon	25.273
14	30 COOK Max	25.277
15	8 HALL Cameron	25.296
16	77 VERWEY Kade	25.314
17	11 LAFFINS Sam	25.327
18	15 MCMANUS Eugene	25.361
19	69 COYNE Kevin	25.425
20	99 BEDNAREK Jack	25.510
21	76 VERWEY Luke	25.530
22	25 JONES Lewis	25.586
23	64 DURHAM Asher	25.589
24	78 BOWER Matt	25.619
25	41 LEATHERLAND Lynden	25.622
26	17 ARMSTRONG Kier	25.630
27	3 THOMSON Connor	25.653
28	37 BULL James	25.698
29	71 DRURY Nathan	25.704
30	51 BARRINGTON Kayla	25.935
31	38 OWENS Michael	25.960
32	63 COWARD Josh	25.970
33	4 SMYTH Andrew	26.119
34	13 CAMPBELL Jake	26.330
35	88 LEIGH Harry	26.510
36	87 HOPPER Jake	26.709
37	23 CAIRNS Andrew	27.752



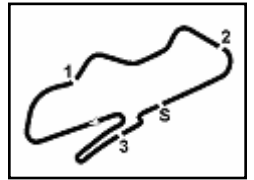
Donington Park 4.023 m

1 / 4

Prosecco DOC UK Round, 2-4 July 2021
Lap Chart Race 3

Lap												
	1	2	3	4	5	6	7	8	9	10	11	12
1	19	22	22	22	19	14	14	22	22	14	14	14
2	6	19	19	19	22	22	22	14	14	6	22	6
3	14	14	6	14	14	6	6	6	6	22	6	19
4	22	6	14	6	6	19	19	19	19	19	19	7
5	10	10	10	28	28	28	7	7	7	7	7	11
6	15	15	15	11	7	7	11	11	11	11	11	86
7	28	28	28	7	11	11	28	28	28	28	28	28
8	11	11	11	55	55	55	55	55	55	86	86	55
9	39	7	7	57	57	57	86	86	86	55	55	57
10	55	39	39	86	86	86	57	57	57	57	57	21
11	7	55	55	21	21	21	21	21	21	21	21	22
12	86	57	57	33	33	33	33	33	33	33	33	33
13	21	86	86	77	77	77	77	77	77	77	77	77
14	57	21	21	30	30	30	30	30	30	30	30	30
15	33	33	33	76	76	76	76	76	76	76	76	8
16	77	77	77	8	8	8	8	8	8	8	8	76
17	8	8	76	64	3	3	3	78	3	3	3	39
18	76	76	30	3	78	78	78	99	78	78	39	3
19	3	64	8	78	99	99	99	3	25	39	78	25
20	64	30	3	99	25	25	25	25	39	25	25	78
21	30	3	64	25	17	17	17	17	99	99	99	99
22	78	78	78	17	71	39	39	39	17	17	17	17
23	99	99	99	71	41	41	41	41	71	41	41	71
24	25	25	25	41	39	71	71	71	41	71	71	41
25	71	71	17	38	38	38	38	38	38	38	38	38
26	17	17	71	39	69	69	69	69	69	69	69	69
27	41	41	41	51	37	37	37	37	37	37	37	37
28	38	38	38	69	4	4	4	51	51	51	51	51
29	51	51	51	37	51	51	51	4	4	4	4	4
30	4	69	69	4	63	63	63	63	63	63	63	63
31	37	4	4	63	64	13	13	13	13	88	88	88
32	69	37	37	13	13	88	88	88	88	13	13	13
33	63	63	63	88	88	23	23	23	23	23	23	
34	87	13	13	23	23							
35	88	88	88									
36	13	23	23									
37	23	87										

Final Result		
1	14 NIXON J.	Laps 12
2	6 STANLEY G.	0.967
3	19 TALBOT J.	1.462
4	7 DELVES L.	8.972
5	11 LAFFINS S.	10.232
6	86 JENNER O.	11.340
7	28 HARTGROVE A.	11.527
8	55 VALLELEY L.	11.923
9	57 CRUMP S.	13.314
10	21 BROOKS D.	15.237
11	22 CORDEROY Z.	16.099
12	33 FARRER C.	18.893
13	77 VERWEY K.	21.978
14	30 COOK M.	23.822
15	8 HALL C.	31.152
16	76 VERWEY L.	32.316
17	39 BOURNE F.	36.477
18	3 THOMSON C.	37.617
19	25 JONES L.	39.693
20	78 BOWER M.	40.487
21	99 BEDNAREK J.	43.175
22	17 ARMSTRONG K.	45.022
23	71 DRURY N.	52.499
24	41 LEATHERLAND L.	52.853
25	38 OWENS M.	56.388
26	69 COYNE K.	58.055
27	37 BULL J.	58.958
28	51 BARRINGTON K.	1'03.956
29	4 SMYTH A.	1'04.963
30	63 COWARD J.	1'05.803
31	88 LEIGH H.	1'29.162
32	13 CAMPBELL J.	1'32.024
33	23 CAIRNS A.	1 Lap
RET	64 DURHAM A.	7 Laps
RET	10 REID S.	9 Laps
RET	15 MCMANUS E.	9 Laps
RET	87 HOPPER J.	10 Laps
NS	31 DAVIS J.	



Donington Park 4.023 m

3 / 4

Prosecco DOC UK Round, 2-4 July 2021
Lap Chart Race 3

7	28 Hartgrove A.	7.931	12	33 Farrer C.	16.410
8	55 Valleley L.	9.057	13	77 Verwey K.	19.138
9	86 Jenner O.	9.338	14	30 Cook M.	21.345
10	57 Crump S.	10.075	15	76 Verwey L.	28.543
11	21 Brooks D.	10.661	16	8 Hall C.	29.100
12	33 Farrer C.	12.610	17	3 Thomson C.	34.099
13	77 Verwey K.	15.713	18	39 Bourne F.	34.381
14	30 Cook M.	17.985	19	78 Bower M.	35.550
15	76 Verwey L.	22.827	20	25 Jones L.	35.845
16	8 Hall C.	23.932	21	99 Bednarek J.	40.128
17	3 Thomson C.	28.076	22	17 Armstrong K.	41.000
18	78 Bower M.	28.425	23	41 Leatherland L.	47.627
19	25 Jones L.	30.010	24	71 Drury N.	48.332
20	39 Bourne F.	30.842	25	38 Owens M.	50.507
21	99 Bednarek J.	31.604	26	69 Coyne K.	53.444
22	17 Armstrong K.	31.875	27	37 Bull J.	54.052
23	71 Drury N.	38.702	28	51 Barrington K.	59.347
24	41 Leatherland L.	39.061	29	4 Smyth A.	1'00.155
25	38 Owens M.	41.633	30	63 Coward J.	1'00.586
26	69 Coyne K.	45.067	31	88 Leigh H.	1'21.918
27	37 Bull J.	45.433	32	13 Campbell J.	1'23.432
28	51 Barrington K.	49.678	33	23 Cairns A.	
29	4 Smyth A.	50.527			
30	63 Coward J.	51.038			
31	13 Campbell J.	1'07.071			
32	88 Leigh H.	1'07.481			
33	23 Cairns A.				

Lap 10

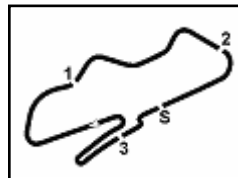
1	14 Nixon J.	15'56.400
2	6 Stanley G.	0.353
3	22 Corderoy Z.	0.430
4	19 Talbot J.	0.766
5	7 Delves L.	6.558
6	11 Laffins S.	7.632
7	28 Hartgrove A.	8.694
8	86 Jenner O.	9.837
9	55 Valleley L.	10.169
10	57 Crump S.	10.726
11	21 Brooks D.	11.610
12	33 Farrer C.	14.188
13	77 Verwey K.	16.932
14	30 Cook M.	19.535
15	76 Verwey L.	25.771
16	8 Hall C.	25.999
17	3 Thomson C.	30.999
18	78 Bower M.	31.533
19	39 Bourne F.	32.179
20	25 Jones L.	32.908
21	99 Bednarek J.	36.381
22	17 Armstrong K.	36.806
23	41 Leatherland L.	43.356
24	71 Drury N.	43.711
25	38 Owens M.	45.629
26	69 Coyne K.	49.001
27	37 Bull J.	49.478
28	51 Barrington K.	54.400
29	4 Smyth A.	55.353
30	63 Coward J.	55.531
31	88 Leigh H.	1'14.637
32	13 Campbell J.	1'15.491
33	23 Cairns A.	

Lap 11

1	14 Nixon J.	17'31.052
2	22 Corderoy Z.	0.473
3	6 Stanley G.	0.935
4	19 Talbot J.	1.109
5	7 Delves L.	7.587
6	11 Laffins S.	8.820
7	28 Hartgrove A.	10.025
8	86 Jenner O.	10.746
9	55 Valleley L.	11.202
10	57 Crump S.	11.797
11	21 Brooks D.	12.927

Lap 12

1	14 Nixon J.	19'05.674
2	6 Stanley G.	0.967
3	19 Talbot J.	1.462
4	7 Delves L.	8.972
5	11 Laffins S.	10.232
6	86 Jenner O.	11.340
7	28 Hartgrove A.	11.527
8	55 Valleley L.	11.923
9	57 Crump S.	13.314
10	21 Brooks D.	15.237
11	22 Corderoy Z.	16.099
12	33 Farrer C.	18.893
13	77 Verwey K.	21.978
14	30 Cook M.	23.822
15	8 Hall C.	31.152
16	76 Verwey L.	32.316
17	39 Bourne F.	36.477
18	3 Thomson C.	37.617
19	25 Jones L.	39.693
20	78 Bower M.	40.487
21	99 Bednarek J.	43.175
22	17 Armstrong K.	45.022
23	71 Drury N.	52.499
24	41 Leatherland L.	52.853
25	38 Owens M.	56.388
26	69 Coyne K.	58.055
27	37 Bull J.	58.958
28	51 Barrington K.	1'03.956
29	4 Smyth A.	1'04.963
30	63 Coward J.	1'05.803
31	88 Leigh H.	1'29.162
32	13 Campbell J.	1'32.024



Donington Park 4.023 m

4 / 4

Prosecco DOC UK Round, 2-4 July 2021
Lap Chart Race 3
Race Pace Comparison

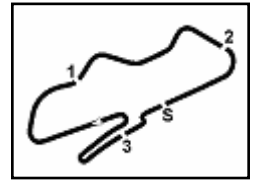
	14 Nix	6 Sta	19 Tal	7 Del	11 Laf	86 Jen	28 Har	55 Val	57 Cru	21 Bro	22 Cor	33 Far	77 VeK	30 Co0
1	1'39.579	1'39.560	1'38.889	1'41.909	1'40.998	1'42.260	1'40.331	1'41.649	1'42.658	1'42.467	1'39.643	1'42.808	1'43.530	1'45.027
2	1'35.888	1'36.084	1'36.067	1'36.595	1'36.162	1'37.351	1'36.225	1'37.010	1'36.589	1'37.512	1'34.950	1'37.333	1'37.185	1'37.572
3	1'35.303	1'35.001	1'35.350	1'35.514	1'35.661	1'36.255	1'35.564	1'36.217	1'35.939	1'36.300	1'35.347	1'36.456	1'36.687	1'36.629
4	1'34.912	1'35.487	1'35.122	1'35.059	1'35.913	1'36.206	1'35.996	1'35.725	1'35.742	1'36.077	1'35.052	1'36.145	1'36.540	1'37.124
5	1'35.357	1'35.210	1'35.106	1'35.284	1'36.042	1'36.037	1'36.027	1'36.489	1'36.275	1'36.133	1'35.766	1'35.990	1'36.421	1'36.225
6	1'34.892	1'35.158	1'36.154	1'36.465	1'36.288	1'35.818	1'36.468	1'35.983	1'36.418	1'35.826	1'35.293	1'36.056	1'36.620	1'36.641
7	1'35.582	1'35.484	1'35.438	1'35.554	1'36.190	1'35.654	1'36.898	1'35.955	1'36.285	1'36.077	1'35.574	1'36.332	1'36.596	1'36.663
8	1'35.046	1'35.042	1'35.044	1'35.285	1'35.531	1'35.235	1'35.815	1'35.428	1'35.407	1'35.232	1'34.647	1'36.314	1'36.516	1'36.655
9	1'35.006	1'34.784	1'34.734	1'35.747	1'35.663	1'35.788	1'35.873	1'35.867	1'36.028	1'36.303	1'34.994	1'36.442	1'36.884	1'36.715
10	1'34.835	1'34.943	1'35.262	1'35.546	1'35.584	1'35.633	1'35.897	1'36.246	1'35.785	1'36.083	1'35.564	1'36.712	1'36.353	1'36.684
11	1'34.652	1'35.234	1'34.995	1'35.681	1'35.840	1'35.561	1'35.983	1'35.685	1'35.723	1'35.969	1'34.695	1'36.874	1'36.858	1'36.462
12	1'34.622	1'34.654	1'34.975	1'36.007	1'36.034	1'35.216	1'36.124	1'35.343	1'36.139	1'36.932	1'50.248	1'37.105	1'37.462	1'37.099

	8 Hal	76 VeL	39 Bou	3 Tho	25 Jon	78 Bow	99 Bed	17 Arm	71 Dru	41 Lea	38 Owe	69 Coy	37 Bul	51 Bar
1	1'43.818	1'43.917	1'41.481	1'44.109	1'45.748	1'45.301	1'45.600	1'46.258	1'45.854	1'46.609	1'47.060	1'48.516	1'48.363	1'47.569
2	1'37.647	1'37.896	1'37.099	1'38.827	1'38.637	1'37.934	1'38.353	1'39.217	1'39.076	1'39.527	1'39.714	1'40.187	1'42.389	1'40.087
3	1'37.945	1'37.100	1'36.064	1'38.122	1'38.549	1'38.340	1'38.538	1'38.403	1'39.107	1'39.296	1'39.644	1'40.227	1'39.823	1'40.808
4	1'37.700	1'37.788	1'51.752	1'38.377	1'38.179	1'37.988	1'37.832	1'38.088	1'39.291	1'39.258	1'39.266	1'40.670	1'39.462	1'40.960
5	1'38.805	1'36.931	1'37.894	1'38.327	1'38.706	1'38.421	1'38.409	1'38.291	1'40.134	1'39.394	1'39.795	1'39.641	1'40.227	1'41.859
6	1'37.504	1'37.386	1'37.698	1'37.726	1'38.315	1'37.829	1'37.452	1'38.057	1'39.655	1'38.800	1'39.501	1'39.293	1'39.330	1'39.971
7	1'37.485	1'37.225	1'37.093	1'37.623	1'37.887	1'37.396	1'37.280	1'38.173	1'38.877	1'38.778	1'39.288	1'39.088	1'38.564	1'40.396
8	1'37.305	1'37.767	1'36.443	1'38.630	1'37.592	1'37.935	1'37.890	1'38.234	1'38.819	1'38.887	1'39.587	1'39.510	1'39.633	1'39.731
9	1'36.989	1'38.083	1'36.584	1'37.601	1'37.663	1'38.547	1'41.516	1'38.420	1'39.155	1'39.778	1'39.044	1'39.201	1'38.908	1'39.563
10	1'37.201	1'38.078	1'36.471	1'38.057	1'38.032	1'38.242	1'39.911	1'40.065	1'40.143	1'39.429	1'39.130	1'39.068	1'39.179	1'39.856
11	1'37.753	1'37.424	1'36.854	1'37.752	1'37.589	1'38.669	1'38.399	1'38.846	1'39.273	1'38.923	1'39.530	1'39.095	1'39.226	1'39.599
12	1'36.674	1'38.395	1'36.718	1'38.140	1'38.470	1'39.559	1'37.669	1'38.644	1'38.789	1'39.848	1'40.503	1'39.233	1'39.528	1'39.231

	4 Smy	63 Cow	88 Lei	13 Cam	23 Cai	64 Dur	10 Rei	15 Mcm	87 Hop
1	1'48.250	1'48.854	1'49.770	1'50.213	1'55.497	1'44.387	1'39.792	1'39.901	1'49.034
2	1'41.356	1'42.370	1'43.561	1'42.815	1'49.737	1'37.729	1'36.012	1'36.135	2'11.038
3	1'40.327	1'40.091	1'42.600	1'41.989	1'48.896	1'38.982	1'35.449	1'35.651	
4	1'41.001	1'40.410	1'42.443	1'42.307	1'48.663	1'38.148			
5	1'40.112	1'39.888	1'42.431	1'42.371	1'47.472	2'00.185			
6	1'40.116	1'39.975	1'42.114	1'41.775	1'47.283				
7	1'39.881	1'40.342	1'42.303	1'42.091	1'47.992				
8	1'40.944	1'40.146	1'41.479	1'41.955	1'51.996				
9	1'39.806	1'40.228	1'42.046	1'42.821	1'51.821				
10	1'39.960	1'39.627	1'42.290	1'43.554	1'48.262				
11	1'39.454	1'39.707	1'41.933	1'42.593	1'50.518				
12	1'39.430	1'39.839	1'41.866	1'43.214					



42



Donington Park 4.023 m

5 / 5

Prosecco DOC UK Round, 2-4 July 2021

Analysis Race 3

Start at 16:59'37.108

5 24.584 36.392 26.548 32.661 2'00.185P 219,1 17:08'16.539
 Race Time 8'39.431

RET 10 S. REID (1'35.449)							
Lap	Seg.1	Seg.2	Seg.3	Seg.4	Lap Time	km/h	Local Time
1		26.052	24.053	25.549	1'39.792	228,9	17:01'16.900
2	20.893	25.891	23.861	25.367	1'36.012	228,4	17:02'52.912
3	20.435	25.911	23.830	25.273	1'35.449	227,5	17:04'28.361
Race Time 4'51.253							

RET 15 E. MCMANUS (1'35.651)							
Lap	Seg.1	Seg.2	Seg.3	Seg.4	Lap Time	km/h	Local Time
1		26.094	24.010	25.523	1'39.901	229,9	17:01'17.009
2	20.656	26.252	23.866	25.361	1'36.135	230,9	17:02'53.144
3	20.386	25.949	23.815	25.501	1'35.651	231,4	17:04'28.795
Race Time 4'51.687							

RET 87 J. HOPPER							
Lap	Seg.1	Seg.2	Seg.3	Seg.4	Lap Time	km/h	Local Time
1		28.477	26.299	26.709	1'49.034	227,0	17:01'26.142
2	21.954	32.928	34.653	41.503	2'11.038P	139,7	17:03'37.180
Race Time 4'00.072							