

Donington Park 4.023 m

Prosecco DOC UK Round, 2-4 July 2021

Results Race 4

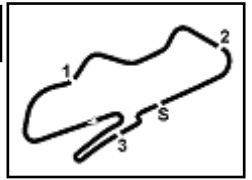
Laps 10 = 40,230 km - Avg 137,039 km/h - Race Time 17'36.840

No.	Rider	Nat	Team	Bike	Laps	Time	Gap	Rel.	Fastest Lap
1	69 BOOTH AMOS Tom	GBR	Heligan Group Kawasaki	Kawasaki	10	17'36.840		5	1'44.846
2	22 DAWSON Cameron	GBR	MSS Performance	Kawasaki	10	17'38.803	1.963	1.963	5 1'44.622
3	46 BARNES Ash	GBR	BarneyRacing	Yamaha	10	17'43.493	6.653	4.690	7 1'44.910
4	17 SHELTON Zak	GBR	Team Evergreen	Kawasaki	10	17'45.192	8.352	1.699	3 1'45.523
5	52 DIXON Kam	GBR	Affinity Sports Academy	Kawasaki	10	17'46.427	9.587	1.235	2 1'45.575
6	11 ALLEN Lucca	GBR	Allen Racing	Yamaha	10	17'46.793	9.953	0.366	10 1'45.480
7	2 THOMAS Joseph	GBR	3D Racing	Kawasaki	10	17'57.664	20.824	10.871	4 1'46.253
8	33 CONNELL Declan	GBR	DC Racing	Kawasaki	10	18'05.971	29.131	8.307	2 1'46.916
9	88 DUFTON Elliott	GBR	Phoenix Race Team & Sports Lei	Kawasaki	10	18'12.703	35.863	6.732	10 1'47.553
10	15 JONES Chloe	GBR	RICH Energy OMG Racing	Yamaha	10	18'12.945	36.105	0.242	10 1'47.165
11	39 SELLORS Connor	GBR	Thornycroft56 Racing	Kawasaki	10	18'13.274	36.434	0.329	9 1'48.028
12	47 FARRAGHER Joe	GBR	Affinity Sports Academy	Kawasaki	10	18'13.535	36.695	0.261	10 1'47.361
13	24 SMITH Kieran	GBR	Seb Bulpin Racing	Kawasaki	10	18'15.680	38.840	2.145	8 1'47.898
14	82 VALENTE Alessandro	GBR	SBX Racing	KTM	10	18'15.754	38.914	0.074	8 1'47.344
15	25 KENT Kieran	GBR	Platform Hire Racing	Kawasaki	10	18'15.815	38.975	0.061	8 1'48.098
16	93 HARDIE Mikey	GBR	Affinity Sports Academy	Kawasaki	10	18'15.970	39.130	0.155	9 1'47.649
17	3 JONES Lewis	GBR	Team 151 RICH Energy	Kawasaki	10	18'19.008	42.168	3.038	4 1'48.546
18	90 COOK Harry	GBR	Force One Yamaha Racing Team	Yamaha	10	18'36.871	1'00.031	17.863	4 1'47.988
19	8 MOFFITT Chris	GBR	Team Evergreen	Kawasaki	10	18'37.599	1'00.759	0.728	10 1'50.056
20	12 TURNER Logan	GBR	Team Evergreen	Kawasaki	10	18'38.010	1'01.170	0.411	4 1'50.216
21	67 STEPHENSON Jacob	GBR	Raceways Yamaha	Yamaha	10	18'38.313	1'01.473	0.303	10 1'49.752
22	23 ELLIS Joe	GBR	JPR	Kawasaki	10	18'46.782	1'09.942	8.469	5 1'47.767
23	99 LONGMORE Mcauley	GBR	Macca Racing	Kawasaki	10	18'49.611	1'12.771	2.829	4 1'51.092
24	75 SMITH Christian	GBR	Seb Bulpin Racing	Kawasaki	10	18'49.670	1'12.830	0.059	4 1'51.188
25	50 MCMULLAN Fred	GBR	BD Racing UK	Kawasaki	10	19'13.878	1'37.038	24.208	10 1'54.039
26	27 BEACH Calum	GBR	The UPVC Shop	Kawasaki	10	19'14.019	1'37.179	0.141	8 1'53.979
27	77 MORGAN-EDWARDS Oliver	GBR	OME Racing	Kawasaki	10	19'14.423	1'37.583	0.404	7 1'53.564
28	71 MARCUZZO Charlotte	GBR	CAM Racing	Kawasaki	10	19'14.570	1'37.730	0.147	7 1'54.249
29	98 MOFFITT Brian	GBR	Moffitt Racing	Kawasaki	10	19'14.733	1'37.893	0.163	7 1'53.617
30	96 KIRSCH Jack	GBR	JK Racing	Kawasaki	9	17'54.662	1 Lap	1 Lap	7 1'55.009
----- Not Classified -----									
RET	66 THOMAS Annabel	GBR	Symcirus Motorsport	Kawasaki	9	16'36.671	1 Lap		7 1'49.261
RET	74 SMART-WEEDEN Finn	GBR	TAG Racing Ltd	Kawasaki	9	16'36.909	1 Lap		3 1'49.240
RET	5 JONES Osian	GBR	Symcirus Motorsport	Kawasaki	8	14'39.824	2 Laps		6 1'45.601
RET	21 GILBY Luke	GBR	Jalmics Racing	Yamaha	7	12'49.836	3 Laps		4 1'47.983
RET	56 WILSON Bradley	GBR	Thornycroft56 Racing	Kawasaki	5	9'13.232	5 Laps		3 1'49.402
RET	30 BROWN Cameron	GBR	3D Racing	Kawasaki	5	9'15.353	5 Laps		3 1'49.505
RET	14 MCMANUS James	GBR	Affinity Sports Academy	Kawasaki	4	7'09.998	6 Laps		4 1'45.979
RET	38 DAVIE Adon	GBR	JDF Racing	Kawasaki	4	7'10.308	6 Laps		4 1'46.086
RET	37 FERRIS Jack	GBR	Ferris Racing	Kawasaki	4	7'35.100	6 Laps		4 1'51.144
RET	42 JOHNSON Christopher	GBR	Team Evergreen	Kawasaki	0				

 Starting: 40 Classified: 30 Not Classified: 0 Retired: 10 Not Started: 0
 Fastest Lap N. 5 No. 22 Cameron Dawson Time 1'44.622 Avg. 138,430 Km/h

Humidity:	66%	AIR:	21°C
Condition:	Dry	Temp:	31°C

Start 04/07/2021 16:15 End 16:35 The results are provisional until the end of the time limit for protests and appeals and the completion of the technical checks.



Prosecco DOC UK Round, 2-4 July 2021

Top Speeds Race 4

RESULTS

1	69 BOOTH AMOS Tom	Kawasaki	Laps 10
2	22 DAWSON Cameron	Kawasaki	1.963
3	46 BARNES Ash	Yamaha	6.653
4	17 SHELTON Zak	Kawasaki	8.352
5	52 DIXON Kam	Kawasaki	9.587
6	11 ALLEN Lucca	Yamaha	9.953
7	2 THOMAS Joseph	Kawasaki	20.824
8	33 CONNELL Declan	Kawasaki	29.131
9	88 DUFTON Elliott	Kawasaki	35.863
10	15 JONES Chloe	Yamaha	36.105
11	39 SELLORS Connor	Kawasaki	36.434
12	47 FARRAGHER Joe	Kawasaki	36.695
13	24 SMITH Kieran	Kawasaki	38.840
14	82 VALENTE Alessandro	KTM	38.914
15	25 KENT Kieran	Kawasaki	38.975
16	93 HARDIE Mikey	Kawasaki	39.130
17	3 JONES Lewis	Kawasaki	42.168
18	90 COOK Harry	Yamaha	1'00.031
19	8 MOFFITT Chris	Kawasaki	1'00.759
20	12 TURNER Logan	Kawasaki	1'01.170
21	67 STEPHENSON Jacob	Yamaha	1'01.473
22	23 ELLIS Joe	Kawasaki	1'09.942
23	99 LONGMORE Mcauley	Kawasaki	1'12.771
24	75 SMITH Christian	Kawasaki	1'12.830
25	50 MCMULLAN Fred	Kawasaki	1'37.038
26	27 BEACH Calum	Kawasaki	1'37.179
27	77 MORGAN-EDWARDS Oliver	Kawasaki	1'37.583
28	71 MARCUZZO Charlotte	Kawasaki	1'37.730
29	98 MOFFITT Brian	Kawasaki	1'37.893
30	96 KIRSCH Jack	Kawasaki	1 Lap
RET	66 THOMAS Annabel	Kawasaki	1 Lap
RET	74 SMART-WEEDEN Finn	Kawasaki	1 Lap
RET	5 JONES Osian	Kawasaki	2 Laps
RET	21 GILBY Luke	Yamaha	3 Laps
RET	56 WILSON Bradley	Kawasaki	5 Laps
RET	30 BROWN Cameron	Kawasaki	5 Laps
RET	14 MCMANUS James	Kawasaki	6 Laps
RET	38 DAVIE Adon	Kawasaki	6 Laps
RET	37 FERRIS Jack	Kawasaki	6 Laps
RET	42 JOHNSON Christopher	Kawasaki	6 Laps

SPEED

1	11 ALLEN Lucca	Yamaha	187.2
2	5 JONES Osian	Kawasaki	187.2
3	2 THOMAS Joseph	Kawasaki	186.5
4	3 JONES Lewis	Kawasaki	186.5
5	38 DAVIE Adon	Kawasaki	186.2
6	14 MCMANUS James	Kawasaki	186.2
7	46 BARNES Ash	Yamaha	185.9
8	74 SMART-WEEDEN Finn	Kawasaki	185.6
9	33 CONNELL Declan	Kawasaki	185.6
10	21 GILBY Luke	Yamaha	185.3
11	66 THOMAS Annabel	Kawasaki	184.9
12	90 COOK Harry	Yamaha	184.9
13	15 JONES Chloe	Yamaha	184.6
14	71 MARCUZZO Charlotte	Kawasaki	184.3
15	56 WILSON Bradley	Kawasaki	183.7
16	23 ELLIS Joe	Kawasaki	183.7
17	47 FARRAGHER Joe	Kawasaki	183.4
18	25 KENT Kieran	Kawasaki	183.1
19	93 HARDIE Mikey	Kawasaki	183.1
20	24 SMITH Kieran	Kawasaki	182.4
21	52 DIXON Kam	Kawasaki	182.4
22	17 SHELTON Zak	Kawasaki	181.8
23	50 MCMULLAN Fred	Kawasaki	181.5
24	75 SMITH Christian	Kawasaki	181.5
25	88 DUFTON Elliott	Kawasaki	180.9
26	67 STEPHENSON Jacob	Yamaha	180.9
27	27 BEACH Calum	Kawasaki	180.6
28	39 SELLORS Connor	Kawasaki	180.6
29	82 VALENTE Alessandro	KTM	180.6
30	99 LONGMORE Mcauley	Kawasaki	180.3
31	12 TURNER Logan	Kawasaki	180.3
32	22 DAWSON Cameron	Kawasaki	179.7
33	30 BROWN Cameron	Kawasaki	179.7
34	8 MOFFITT Chris	Kawasaki	179.4
35	37 FERRIS Jack	Kawasaki	178.8
36	42 JOHNSON Christopher	Kawasaki	177.3
37	98 MOFFITT Brian	Kawasaki	176.8
38	77 MORGAN-EDWARDS Oliver	Kawasaki	174.7
39	69 BOOTH AMOS Tom	Kawasaki	174.7
40	96 KIRSCH Jack	Kawasaki	166.9

SEG. 1

1	46 BARNES Ash	22.736
2	38 DAVIE Adon	22.915
3	11 ALLEN Lucca	22.918
4	5 JONES Osian	22.923
5	17 SHELTON Zak	22.936
6	22 DAWSON Cameron	22.959
7	14 MCMANUS James	22.967
8	52 DIXON Kam	22.984
9	2 THOMAS Joseph	23.163
10	33 CONNELL Declan	23.224
11	82 VALENTE Alessandro	23.251
12	69 BOOTH AMOS Tom	23.262
13	3 JONES Lewis	23.288
14	25 KENT Kieran	23.346
15	23 ELLIS Joe	23.364
16	93 HARDIE Mikey	23.368
17	47 FARRAGHER Joe	23.392
18	24 SMITH Kieran	23.414
19	21 GILBY Luke	23.424
20	39 SELLORS Connor	23.447
21	15 JONES Chloe	23.454
22	56 WILSON Bradley	23.467
23	90 COOK Harry	23.483
24	88 DUFTON Elliott	23.531
25	74 SMART-WEEDEN Finn	23.562
26	66 THOMAS Annabel	23.585
27	8 MOFFITT Chris	23.641
28	30 BROWN Cameron	23.685
29	67 STEPHENSON Jacob	23.700
30	12 TURNER Logan	23.744
31	75 SMITH Christian	24.001
32	37 FERRIS Jack	24.053
33	99 LONGMORE Mcauley	24.087
34	77 MORGAN-EDWARDS O	24.165
35	50 MCMULLAN Fred	24.355
36	27 BEACH Calum	24.368
37	71 MARCUZZO Charlotte	24.418
38	98 MOFFITT Brian	24.501
39	96 KIRSCH Jack	24.927

SEG. 2

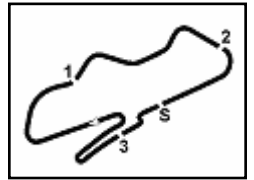
1	69 BOOTH AMOS Tom	27.863
2	46 BARNES Ash	27.913
3	22 DAWSON Cameron	27.926
4	17 SHELTON Zak	28.016
5	5 JONES Osian	28.105
6	52 DIXON Kam	28.156
7	33 CONNELL Declan	28.201
8	2 THOMAS Joseph	28.235
9	38 DAVIE Adon	28.245
10	14 MCMANUS James	28.247
11	11 ALLEN Lucca	28.274
12	47 FARRAGHER Joe	28.428
13	93 HARDIE Mikey	28.543
14	24 SMITH Kieran	28.627
15	82 VALENTE Alessandro	28.719
16	88 DUFTON Elliott	28.789
17	23 ELLIS Joe	28.793
18	15 JONES Chloe	28.798
19	3 JONES Lewis	28.810
20	25 KENT Kieran	28.819
21	39 SELLORS Connor	28.824
22	74 SMART-WEEDEN Finn	28.829
23	90 COOK Harry	28.870
24	56 WILSON Bradley	28.891
25	21 GILBY Luke	28.908
26	67 STEPHENSON Jacob	29.171
27	8 MOFFITT Chris	29.190
28	12 TURNER Logan	29.279
29	66 THOMAS Annabel	29.338
30	30 BROWN Cameron	29.592
31	37 FERRIS Jack	29.899
32	99 LONGMORE Mcauley	29.988
33	75 SMITH Christian	30.203
34	42 JOHNSON Christopher	30.245
35	98 MOFFITT Brian	30.489
36	77 MORGAN-EDWARDS O	30.547
37	27 BEACH Calum	30.638
38	50 MCMULLAN Fred	30.681
39	71 MARCUZZO Charlotte	30.818
40	96 KIRSCH Jack	30.824

SEG. 3

1	46 BARNES Ash	26.461
2	11 ALLEN Lucca	26.525
3	22 DAWSON Cameron	26.574
4	69 BOOTH AMOS Tom	26.612
5	5 JONES Osian	26.630
6	52 DIXON Kam	26.719
7	2 THOMAS Joseph	26.726
8	17 SHELTON Zak	26.727
9	38 DAVIE Adon	26.740
10	33 CONNELL Declan	26.815
11	14 MCMANUS James	26.905
12	21 GILBY Luke	27.193
13	93 HARDIE Mikey	27.259
14	24 SMITH Kieran	27.339
15	88 DUFTON Elliott	27.348
16	3 JONES Lewis	27.384
17	23 ELLIS Joe	27.389
18	82 VALENTE Alessandro	27.389
19	90 COOK Harry	27.394
20	25 KENT Kieran	27.398
21	47 FARRAGHER Joe	27.414
22	15 JONES Chloe	27.423
23	39 SELLORS Connor	27.440
24	56 WILSON Bradley	27.489
25	74 SMART-WEEDEN Finn	27.546
26	30 BROWN Cameron	27.707
27	66 THOMAS Annabel	27.749
28	67 STEPHENSON Jacob	27.840
29	12 TURNER Logan	27.927
30	42 JOHNSON Christopher	27.977
31	8 MOFFITT Chris	27.987
32	75 SMITH Christian	27.990
33	37 FERRIS Jack	28.092
34	99 LONGMORE Mcauley	28.125
35	50 MCMULLAN Fred	28.477
36	77 MORGAN-EDWARDS O	28.529
37	71 MARCUZZO Charlotte	28.705
38	98 MOFFITT Brian	28.717
39	27 BEACH Calum	28.906
40	96 KIRSCH Jack	29.408

SEG. 4

1	69 BOOTH AMOS Tom	26.951
2	22 DAWSON Cameron	27.163
3	46 BARNES Ash	27.207
4	52 DIXON Kam	27.307
5	17 SHELTON Zak	27.394
6	11 ALLEN Lucca	27.481
7	14 MCMANUS James	27.597
8	38 DAVIE Adon	27.663
9	5 JONES Osian	27.666
10	82 VALENTE Alessandro	27.720
11	2 THOMAS Joseph	27.859
12	88 DUFTON Elliott	27.909
13	23 ELLIS Joe	28.050
14	39 SELLORS Connor	28.084
15	90 COOK Harry	28.124
16	47 FARRAGHER Joe	28.161
17	24 SMITH Kieran	28.163
18	33 CONNELL Declan	28.168
19	21 GILBY Luke	28.178
20	25 KENT Kieran	28.216
21	66 THOMAS Annabel	28.299
22	30 BROWN Cameron	28.335
23	15 JONES Chloe	28.387
24	56 WILSON Bradley	28.438
25	74 SMART-WEEDEN Finn	28.577
26	93 HARDIE Mikey	28.583
27	3 JONES Lewis	28.589
28	12 TURNER Logan	28.691
29	75 SMITH Christian	28.727
30	67 STEPHENSON Jacob	28.765
31	8 MOFFITT Chris	28.787
32	99 LONGMORE Mcauley	28.875
33	37 FERRIS Jack	29.100
34	71 MARCUZZO Charlotte	29.539
35	98 MOFFITT Brian	29.678
36	27 BEACH Calum	29.750
37	96 KIRSCH Jack	29.829
38	50 MCMULLAN Fred	29.834
39	77 MORGAN-EDWARDS O	29.897



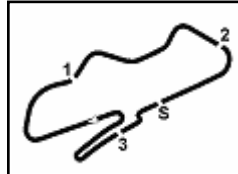
Donington Park 4.023 m

1 / 4

Prosecco DOC UK Round, 2-4 July 2021
Lap Chart Race 4

Lap										
	1	2	3	4	5	6	7	8	9	10
1	69	69	69	69	69	69	69	69	69	69
2	22	22	22	22	22	22	22	22	22	22
3	52	52	52	17	17	52	17	46	46	46
4	17	17	17	52	52	17	52	17	17	17
5	38	38	14	14	46	46	46	52	52	52
6	11	14	38	38	11	11	11	11	11	11
7	14	5	46	46	5	5	5	2	2	2
8	5	46	11	11	2	2	2	33	33	33
9	33	11	5	5	33	33	33	39	39	88
10	46	33	2	2	88	88	88	88	88	15
11	2	2	33	33	23	23	23	23	23	39
12	39	47	47	88	39	47	39	15	15	47
13	47	39	88	90	47	39	47	24	47	24
14	88	88	39	47	21	21	15	47	24	82
15	93	93	90	39	93	15	21	25	93	25
16	15	15	15	15	15	24	24	93	82	93
17	56	56	93	93	25	25	25	82	25	3
18	90	90	56	23	24	93	93	5	3	90
19	74	24	23	21	3	3	3	3	66	8
20	25	23	24	56	56	82	82	74	74	12
21	23	25	21	25	74	74	74	66	90	67
22	3	74	25	24	30	66	66	90	8	23
23	24	21	74	3	82	67	12	12	12	99
24	21	3	3	74	66	12	67	8	67	75
25	30	30	30	30	8	8	8	67	75	50
26	12	82	82	82	67	90	90	75	99	27
27	82	8	66	66	12	75	75	99	71	77
28	8	66	8	8	75	99	99	27	50	71
29	37	12	67	12	90	71	71	71	27	98
30	75	75	12	67	99	27	27	50	77	
31	66	67	75	75	27	50	50	77	98	
32	99	99	37	37	71	77	77	98	96	
33	67	37	99	99	50	98	98	96		
34	71	27	71	27	77	96	96			
35	27	71	27	71	98					
36	50	50	50	50	96					
37	77	98	98	77						
38	98	77	77	98						
39	96	96	96	96						

Final Result		
1	69 BOOTH AMOS T.	Laps 10
2	22 DAWSON C.	1.963
3	46 BARNES A.	6.653
4	17 SHELTON Z.	8.352
5	52 DIXON K.	9.587
6	11 ALLEN L.	9.953
7	2 THOMAS J.	20.824
8	33 CONNELL D.	29.131
9	88 DUFTON E.	35.863
10	15 JONES C.	36.105
11	39 SELLORS C.	36.434
12	47 FARRAGHER J.	36.695
13	24 SMITH K.	38.840
14	82 VALENTE A.	38.914
15	25 KENT K.	38.975
16	93 HARDIE M.	39.130
17	3 JONES L.	42.168
18	90 COOK H.	1'00.031
19	8 MOFFITT C.	1'00.759
20	12 TURNER L.	1'01.170
21	67 STEPHENSON J.	1'01.473
22	23 ELLIS J.	1'09.942
23	99 LONGMORE M.	1'12.771
24	75 SMITH C.	1'12.830
25	50 MCMULLAN F.	1'37.038
26	27 BEACH C.	1'37.179
27	77 MORGAN-EDWARDS	1'37.583
28	71 MARCUZZO C.	1'37.730
29	98 MOFFITT B.	1'37.893
30	96 KIRSCH J.	1 Lap
RET	66 THOMAS A.	1 Lap
RET	74 SMART-WEEDEN F.	1 Lap
RET	5 JONES O.	2 Laps
RET	21 GILBY L.	3 Laps
RET	56 WILSON B.	5 Laps
RET	30 BROWN C.	5 Laps
RET	14 MCMANUS J.	6 Laps
RET	38 DAVIE A.	6 Laps
RET	37 FERRIS J.	6 Laps
RET	42 JOHNSON C.	



Donington Park 4.023 m

Prosecco DOC UK Round, 2-4 July 2021**Lap Chart Race 4**

2 / 4

Lap 1

1	69 Booth Amos T.	1'49.090
2	22 Dawson C.	0.273
3	52 Dixon K.	0.895
4	17 Shelton Z.	1.263
5	38 Davie A.	2.047
6	11 Allen L.	2.247
7	14 Mcmanus J.	2.481
8	5 Jones O.	2.563
9	33 Connell D.	2.615
10	46 Barnes A.	2.765
11	2 Thomas J.	3.121
12	39 Sellors C.	3.742
13	47 Farragher J.	3.988
14	88 Dufton E.	4.490
15	93 Hardie M.	4.810
16	15 Jones C.	4.885
17	56 Wilson B.	5.255
18	90 Cook H.	5.673
19	74 Smart-Weeden F.	5.701
20	25 Kent K.	6.100
21	23 Ellis J.	6.291
22	3 Jones L.	6.843
23	24 Smith K.	6.919
24	21 Gilby L.	7.473
25	30 Brown C.	7.493
26	12 Turner L.	9.395
27	82 Valente A.	9.637
28	8 Moffitt B.	9.937
29	37 Ferris J.	10.036
30	75 Smith C.	10.226
31	66 Thomas A.	10.488
32	99 Longmore M.	10.883
33	67 Stephenson J.	11.140
34	71 Marcuzzo C.	12.131
35	27 Beach C.	12.625
36	50 McMullan F.	12.740
37	77 Morgan-Edwards O.	13.253
38	98 Moffitt B.	13.630
39	96 Kirsch J.	34.329

Lap 2

1	69 Booth Amos T.	3'34.651
2	22 Dawson C.	0.321
3	52 Dixon K.	0.909
4	17 Shelton Z.	1.253
5	38 Davie A.	2.923
6	14 Mcmanus J.	3.024
7	5 Jones O.	3.336
8	46 Barnes A.	3.493
9	11 Allen L.	3.666
10	33 Connell D.	3.970
11	2 Thomas J.	4.140
12	47 Farragher J.	7.709
13	39 Sellors C.	8.195
14	88 Dufton E.	8.273
15	93 Hardie M.	8.492
16	15 Jones C.	8.862
17	56 Wilson B.	9.104
18	90 Cook H.	9.326
19	24 Smith K.	10.010
20	23 Ellis J.	10.224
21	25 Kent K.	10.448
22	74 Smart-Weeden F.	10.968
23	21 Gilby L.	11.161
24	3 Jones L.	11.530
25	30 Brown C.	11.944
26	82 Valente A.	14.474
27	8 Moffitt C.	15.187
28	66 Thomas A.	15.385
29	12 Turner L.	16.640
30	75 Smith C.	16.922
31	67 Stephenson J.	17.142
32	99 Longmore M.	17.422
33	37 Ferris J.	17.540

34	27 Beach C.	21.812
35	71 Marcuzzo C.	22.069
36	50 McMullan F.	22.256
37	98 Moffitt B.	22.757
38	77 Morgan-Edwards O.	23.324
39	96 Kirsch J.	44.475

Lap 3

1	69 Booth Amos T.	5'20.337
2	22 Dawson C.	0.333
3	52 Dixon K.	1.048
4	17 Shelton Z.	1.090
5	14 Mcmanus J.	3.682
6	38 Davie A.	3.885
7	46 Barnes A.	4.127
8	11 Allen L.	4.539
9	5 Jones O.	4.779
10	2 Thomas J.	5.053
11	33 Connell D.	5.570
12	47 Farragher J.	11.149
13	88 Dufton E.	11.300
14	39 Sellors C.	11.904
15	90 Cook H.	12.020
16	15 Jones C.	12.196
17	93 Hardie M.	12.639
18	56 Wilson B.	12.820
19	23 Ellis J.	13.201
20	24 Smith K.	13.712
21	21 Gilby L.	14.198
22	25 Kent K.	14.294
23	74 Smart-Weeden F.	14.522
24	3 Jones L.	14.654
25	30 Brown C.	15.763
26	82 Valente A.	18.171
27	66 Thomas A.	19.457
28	8 Moffitt C.	20.404
29	67 Stephenson J.	22.629
30	12 Turner L.	23.333
31	75 Smith C.	23.363
32	37 Ferris J.	23.619
33	99 Longmore M.	24.084
34	71 Marcuzzo C.	31.322
35	27 Beach C.	31.633
36	50 McMullan F.	31.730
37	98 Moffitt B.	32.058
38	77 Morgan-Edwards O.	32.388
39	96 Kirsch J.	54.832

Lap 4

1	69 Booth Amos T.	7'05.513
2	22 Dawson C.	0.589
3	17 Shelton Z.	1.706
4	52 Dixon K.	1.999
5	14 Mcmanus J.	4.485
6	38 Davie A.	4.795
7	46 Barnes A.	4.929
8	11 Allen L.	5.395
9	5 Jones O.	5.690
10	2 Thomas J.	6.130
11	33 Connell D.	7.795
12	88 Dufton E.	14.533
13	90 Cook H.	14.832
14	47 Farragher J.	15.197
15	39 Sellors C.	15.770
16	15 Jones C.	15.831
17	93 Hardie M.	16.068
18	23 Ellis J.	16.307
19	21 Gilby L.	17.005
20	56 Wilson B.	17.236
21	25 Kent K.	17.324
22	24 Smith K.	17.572
23	3 Jones L.	18.024
24	74 Smart-Weeden F.	18.676
25	30 Brown C.	20.221
26	82 Valente A.	21.914

27	66 Thomas A.	23.699
28	8 Moffitt C.	26.437
29	12 Turner L.	28.373
30	67 Stephenson J.	28.388
31	75 Smith C.	29.375
32	37 Ferris J.	29.587
33	99 Longmore M.	30.000
34	27 Beach C.	41.004
35	71 Marcuzzo C.	41.247
36	50 McMullan F.	41.480
37	77 Morgan-Edwards O.	41.903
38	98 Moffitt B.	42.172
39	96 Kirsch J.	1'05.057

Lap 5

1	69 Booth Amos T.	8'50.359
2	22 Dawson C.	0.365
3	17 Shelton Z.	2.597
4	52 Dixon K.	2.743
5	46 Barnes A.	6.140
6	11 Allen L.	6.318
7	5 Jones O.	6.929
8	2 Thomas J.	7.808
9	33 Connell D.	10.718
10	88 Dufton E.	19.058
11	23 Ellis J.	19.228
12	39 Sellors C.	19.642
13	47 Farragher J.	20.062
14	21 Gilby L.	20.612
15	93 Hardie M.	20.769
16	15 Jones C.	20.906
17	25 Kent K.	21.413
18	24 Smith K.	21.666
19	3 Jones L.	22.547
20	56 Wilson B.	22.873
21	74 Smart-Weeden F.	24.027
22	30 Brown C.	24.994
23	82 Valente A.	25.356
24	66 Thomas A.	28.423
25	8 Moffitt C.	33.238
26	67 Stephenson J.	34.180
27	12 Turner L.	34.582
28	75 Smith C.	36.988
29	90 Cook H.	37.462
30	99 Longmore M.	38.546
31	27 Beach C.	51.780
32	71 Marcuzzo C.	51.830
33	50 McMullan F.	52.018
34	77 Morgan-Edwards O.	52.439
35	98 Moffitt B.	53.158
36	96 Kirsch J.	1'16.510

Lap 6

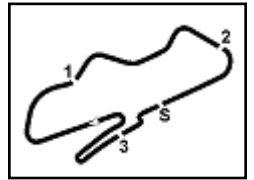
1	69 Booth Amos T.	10'35.757
2	22 Dawson C.	0.551
3	52 Dixon K.	3.522
4	17 Shelton Z.	3.776
5	46 Barnes A.	6.130
6	11 Allen L.	6.625
7	5 Jones O.	7.132
8	2 Thomas J.	9.148
9	33 Connell D.	13.715
10	88 Dufton E.	23.329
11	23 Ellis J.	23.669
12	47 Farragher J.	23.916
13	39 Sellors C.	24.185
14	21 Gilby L.	24.477
15	15 Jones C.	24.563
16	24 Smith K.	24.749
17	25 Kent K.	25.300
18	93 Hardie M.	25.342
19	3 Jones L.	25.719
20	82 Valente A.	28.093
21	74 Smart-Weeden F.	28.380
22	66 Thomas A.	32.977

Lap 7

1	69 Booth Amos T.	12'20.820
2	22 Dawson C.	0.669
3	17 Shelton Z.	4.917
4	52 Dixon K.	5.391
5	46 Barnes A.	5.977
6	11 Allen L.	8.051
7	5 Jones O.	8.429
8	2 Thomas J.	11.376
9	33 Connell D.	17.285
10	88 Dufton E.	27.208
11	23 Ellis J.	27.862
12	39 Sellors C.	27.990
13	47 Farragher J.	28.349
14	15 Jones C.	28.627
15	21 Gilby L.	29.016
16	24 Smith K.	29.111
17	25 Kent K.	29.753
18	93 Hardie M.	29.825
19	3 Jones L.	30.204
20	82 Valente A.	31.184
21	74 Smart-Weeden F.	32.721
22	66 Thomas A.	37.175
23	12 Turner L.	45.573
24	67 Stephenson J.	45.832
25	8 Moffitt C.	46.224
26	90 Cook H.	46.258
27	75 Smith C.	51.241
28	99 Longmore M.	52.568
29	71 Marcuzzo C.	1'10.020
30	27 Beach C.	1'10.248
31	50 McMullan F.	1'10.390
32	77 Morgan-Edwards O.	1'10.734
33	98 Moffitt B.	1'11.124
34	96 Kirsch J.	1'37.588

Lap 8

1	69 Booth Amos T.	14'05.755
2	22 Dawson C.	1.537
3	46 Barnes A.	6.073
4	17 Shelton Z.	6.540
5	52 Dixon K.	6.761
6	11 Allen L.	9.426
7	2 Thomas J.	14.385
8	33 Connell D.	20.860
9	39 Sellors C.	31.261
10	88 Dufton E.	31.428
11	23 Ellis J.	31.708
12	15 Jones C.	31.816
13	24 Smith K.	32.074
14	47 Farragher J.	32.296
15	25 Kent K.	32.916
16	93 Hardie M.	33.275
17	82 Valente A.	33.593
18	5 Jones O.	34.069
19	3 Jones L.	34.147
20	74 Smart-Weeden F.	39.778
21	66 Thomas A.	41.651
22	90 Cook H.	50.691
23	12 Turner L.	50.952
24	8 Moffitt C.	51.719
25	67 Stephenson J.	51.839



Donington Park 4.023 m

Prosecco DOC UK Round, 2-4 July 2021
Lap Chart Race 4

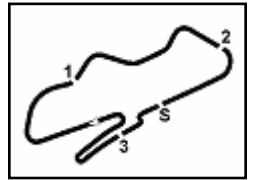
26	75 Smith C.	58.657
27	99 Longmore M.	1'00.314
28	27 Beach C.	1'19.292
29	71 Marcuzzo C.	1'19.592
30	50 McMullan F.	1'19.774
31	77 Morgan-Edwards O.	1'20.100
32	98 Moffitt B.	1'20.542
33	96 Kirsch J.	

Lap 9

1	69 Booth Amos T.	15'51.204
2	22 Dawson C.	1.694
3	46 Barnes A.	5.908
4	17 Shelton Z.	7.636
5	52 Dixon K.	8.405
6	11 Allen L.	10.109
7	2 Thomas J.	17.305
8	33 Connell D.	24.651
9	39 Sellors C.	33.840
10	88 Dufton E.	33.946
11	23 Ellis J.	34.122
12	15 Jones C.	34.576
13	47 Farragher J.	34.970
14	24 Smith K.	35.191
15	93 Hardie M.	35.475
16	82 Valente A.	35.764
17	25 Kent K.	35.841
18	3 Jones L.	37.900
19	66 Thomas A.	45.467
20	74 Smart-Weeden F.	45.705
21	90 Cook H.	55.719
22	8 Moffitt C.	56.339
23	12 Turner L.	56.569
24	67 Stephenson J.	57.357
25	75 Smith C.	1'05.839
26	99 Longmore M.	1'06.301
27	71 Marcuzzo C.	1'28.461
28	50 McMullan F.	1'28.635
29	27 Beach C.	1'28.826
30	77 Morgan-Edwards O.	1'29.274
31	98 Moffitt B.	1'29.869
32	96 Kirsch J.	

Lap 10

1	69 Booth Amos T.	17'36.840
2	22 Dawson C.	1.963
3	46 Barnes A.	6.653
4	17 Shelton Z.	8.352
5	52 Dixon K.	9.587
6	11 Allen L.	9.953
7	2 Thomas J.	20.824
8	33 Connell D.	29.131
9	88 Dufton E.	35.863
10	15 Jones C.	36.105
11	39 Sellors C.	36.434
12	47 Farragher J.	36.695
13	24 Smith K.	38.840
14	82 Valente A.	38.914
15	25 Kent K.	38.975
16	93 Hardie M.	39.130
17	3 Jones L.	42.168
18	90 Cook H.	1'00.031
19	8 Moffitt C.	1'00.759
20	12 Turner L.	1'01.170
21	67 Stephenson J.	1'01.473
22	23 Ellis J.	1'09.942
23	99 Longmore M.	1'12.771
24	75 Smith C.	1'12.830
25	50 McMullan F.	1'37.038
26	27 Beach C.	1'37.179
27	77 Morgan-Edwards O.	1'37.583
28	71 Marcuzzo C.	1'37.730
29	98 Moffitt B.	1'37.893



Donington Park 4.023 m

4 / 4

Prosecco DOC UK Round, 2-4 July 2021
Lap Chart Race 4
Race Pace Comparison

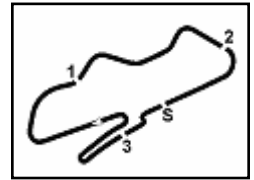
	69 Boo	22 Daw	46 Bar	17 She	52 Dix	11 All	2 ThJ	33 Con	88 Duf	15 JoC	39 Sel	47 Far	24 SmK	82 Val
1	1'49.090	1'49.363	1'51.855	1'50.353	1'49.985	1'51.337	1'52.211	1'51.705	1'53.580	1'53.975	1'52.832	1'53.078	1'56.009	1'58.727
2	1'45.561	1'45.609	1'46.289	1'45.551	1'45.575	1'46.980	1'46.580	1'46.916	1'49.344	1'49.538	1'50.014	1'49.282	1'48.652	1'50.398
3	1'45.686	1'45.698	1'46.320	1'45.523	1'45.825	1'46.559	1'46.599	1'47.286	1'48.713	1'49.020	1'49.395	1'49.126	1'49.388	1'49.383
4	1'45.176	1'45.432	1'45.978	1'45.792	1'46.127	1'46.032	1'46.253	1'47.401	1'48.409	1'48.811	1'49.042	1'49.224	1'49.036	1'48.919
5	1'44.846	1'44.622	1'46.057	1'45.737	1'45.590	1'45.769	1'46.524	1'47.769	1'49.371	1'49.921	1'48.718	1'49.711	1'48.940	1'48.288
6	1'45.398	1'45.584	1'45.388	1'46.577	1'46.177	1'45.705	1'46.738	1'48.395	1'49.669	1'49.055	1'49.941	1'49.252	1'48.481	1'48.135
7	1'45.063	1'45.181	1'44.910	1'46.204	1'46.932	1'46.489	1'47.291	1'48.633	1'48.942	1'49.127	1'48.868	1'49.496	1'49.425	1'48.154
8	1'44.935	1'45.803	1'45.031	1'46.558	1'46.305	1'46.310	1'47.944	1'48.510	1'49.155	1'48.124	1'48.206	1'48.882	1'47.898	1'47.344
9	1'45.449	1'45.606	1'45.284	1'46.545	1'47.093	1'46.132	1'48.369	1'49.240	1'47.967	1'48.209	1'48.028	1'48.123	1'48.566	1'47.620
10	1'45.636	1'45.905	1'46.381	1'46.352	1'46.818	1'45.480	1'49.155	1'50.116	1'47.553	1'47.165	1'48.230	1'47.361	1'49.285	1'48.786

	25 Ken	93 Har	3 JoL	90 CoO	8 MoC	12 Tur	67 Ste	23 Ell	99 Lon	75 SmC	50 McF	27 Bea	77 Mor	71 Mar
1	1'55.190	1'53.900	1'55.933	1'54.763	1'59.027	1'58.485	2'00.230	1'55.381	1'59.973	1'59.316	2'01.830	2'01.715	2'02.343	2'01.221
2	1'49.909	1'49.243	1'50.248	1'49.214	1'50.811	1'52.806	1'51.563	1'49.494	1'52.100	1'52.257	1'55.077	1'54.748	1'55.632	1'55.499
3	1'49.532	1'49.833	1'48.810	1'48.380	1'50.903	1'52.379	1'51.173	1'48.663	1'52.348	1'52.127	1'55.160	1'55.507	1'54.750	1'54.939
4	1'48.206	1'48.605	1'48.546	1'47.988	1'51.209	1'50.216	1'50.935	1'48.282	1'51.092	1'51.188	1'54.926	1'54.547	1'54.691	1'55.101
5	1'48.935	1'49.547	1'49.369	2'07.476	1'51.647	1'51.055	1'50.638	1'47.767	1'53.392	1'52.459	1'55.384	1'55.622	1'55.382	1'55.429
6	1'49.285	1'49.971	1'48.570	1'50.408	1'52.976	1'51.185	1'51.165	1'49.839	1'52.471	1'52.176	1'54.775	1'54.858	1'55.192	1'54.402
7	1'49.516	1'49.546	1'49.548	1'48.849	1'50.471	1'50.267	1'50.948	1'49.256	1'52.012	1'52.538	1'54.058	1'54.071	1'53.564	1'54.249
8	1'48.098	1'48.385	1'48.878	1'49.368	1'50.430	1'50.314	1'50.942	1'48.781	1'52.681	1'52.351	1'54.319	1'53.979	1'54.301	1'54.507
9	1'48.374	1'47.649	1'49.202	1'50.477	1'50.069	1'51.066	1'50.967	1'47.863	1'51.436	1'52.631	1'54.310	1'54.983	1'54.623	1'54.318
10	1'48.770	1'49.291	1'49.904	1'49.948	1'50.056	1'50.237	1'49.752	2'21.456	1'52.106	1'52.627	1'54.039	1'53.989	1'53.945	1'54.905

	98 MoB	66 ThA	74 Sma	96 Kir	5 JoO	21 Gil	56 Wil	30 Bro	14 McJ	38 Dav	37 Fer
1	2'02.720	1'59.578	1'54.791	2'23.419	1'51.653	1'56.563	1'54.345	1'56.583	1'51.571	1'51.137	1'59.126
2	1'54.688	1'50.458	1'50.828	1'55.707	1'46.334	1'49.249	1'49.410	1'50.012	1'46.104	1'46.437	1'53.065
3	1'54.987	1'49.758	1'49.240	1'56.043	1'47.129	1'48.723	1'49.402	1'49.505	1'46.344	1'46.648	1'51.765
4	1'55.290	1'49.418	1'49.330	1'55.401	1'46.087	1'47.983	1'49.592	1'49.634	1'45.979	1'46.086	1'51.144
5	1'55.832	1'49.570	1'50.197	1'56.299	1'46.085	1'48.453	1'50.483	1'49.619			
6	1'54.810	1'49.952	1'49.751	1'56.530	1'45.601	1'49.263					
7	1'53.617	1'49.261	1'49.404	1'55.009	1'46.360	1'49.602					
8	1'54.353	1'49.411	1'51.992	1'57.686	2'10.575						
9	1'54.776	1'49.265	1'51.376	1'58.568							
10	1'53.660										



37



Prosecco DOC UK Round, 2-4 July 2021 Analysis Race 4

Donington Park 4.023 m

Start at 16:15'03.468

1 / 4

1° 69 T. BOOTH AMOS (1'44.846)							
Lap	Seg.1	Seg.2	Seg.3	Seg.4	Lap Time	km/h	Local Time
1		28.380	27.067	27.326	1'49.090	171,4	16:16'52.558
2	23.486	27.946	27.002	27.127	1'45.561	172,5	16:18'38.119
3	23.405	28.122	26.950	27.209	1'45.686	173,3	16:20'23.805
4	23.327	27.979	26.827	27.043	1'45.176	173,9	16:22'08.981
5	23.306	27.863	26.612	27.065	1'44.846	174,7	16:23'53.827
6	23.418	28.081	26.914	26.985	1'45.398	174,5	16:25'39.225
7	23.363	28.044	26.692	26.964	1'45.063	174,7	16:27'24.288
8	23.268	27.971	26.745	26.951	1'44.935	173,9	16:29'09.223
9	23.397	28.225			1'45.449	174,7	16:30'54.672
10	23.262	28.050			1'45.636	174,7	16:32'40.308
Race Time 17'36.840							

2° 22 C. DAWSON (1'44.622)							
Lap	Seg.1	Seg.2	Seg.3	Seg.4	Lap Time	km/h	Local Time
1		28.480	27.093	27.344	1'49.363	177,3	16:16'52.831
2	23.306	28.103	26.871	27.329	1'45.609	174,7	16:18'38.440
3	23.148	28.212	26.794	27.544	1'45.698	176,2	16:20'24.138
4	23.144	28.021	26.752	27.515	1'45.432	176,2	16:22'09.570
5	22.959	27.926	26.574	27.163	1'44.622	179,1	16:23'54.192
6	23.225	28.134	26.860	27.365	1'45.584	177,9	16:25'39.776
7	23.114	28.057	26.695	27.315	1'45.181	179,7	16:27'24.957
8	23.042	27.978	27.336	27.447	1'45.803	175,9	16:29'10.760
9	23.205	28.202			1'45.606	177,0	16:30'56.366
10	23.135	28.296			1'45.905	177,9	16:32'42.271
Race Time 17'38.803							

3° 46 A. BARNES (1'44.910)							
Lap	Seg.1	Seg.2	Seg.3	Seg.4	Lap Time	km/h	Local Time
1		28.920	27.453	28.000	1'51.855	185,9	16:16'55.323
2	22.951	28.482	26.713	28.143	1'46.289	183,1	16:18'41.612
3	22.940	28.256	27.446	27.678	1'46.320	183,1	16:20'27.932
4	22.811	28.380	27.206	27.581	1'45.978	182,7	16:22'13.910
5	22.837	28.067	27.045	28.108	1'46.057	184,0	16:23'59.967
6	23.134	28.224	26.823	27.207	1'45.388	178,2	16:25'45.355
7	23.045	27.913	26.657	27.295	1'44.910	179,1	16:27'30.265
8	22.736	28.348	26.461	27.486	1'45.031	179,7	16:29'15.296
9	22.984	28.024			1'45.284	177,3	16:31'00.580
10	23.485	28.268			1'46.381	177,9	16:32'46.961
Race Time 17'43.493							

4° 17 Z. SHELTON (1'45.523)							
Lap	Seg.1	Seg.2	Seg.3	Seg.4	Lap Time	km/h	Local Time
1		28.884	27.197	27.597	1'50.353	177,3	16:16'53.821
2	22.936	28.206	26.952	27.457	1'45.551	181,8	16:18'39.372
3	23.041	28.016	26.893	27.573	1'45.523	179,4	16:20'24.895
4	23.306	28.365	26.727	27.394	1'45.792	180,0	16:22'10.687
5	23.106	28.060	26.981	27.590	1'45.737	177,0	16:23'56.424
6	23.348	28.639	26.975	27.615	1'46.577	176,8	16:25'43.001
7	23.209	28.543	26.958	27.494	1'46.204	179,7	16:27'29.205
8	23.349	28.552	26.983	27.674	1'46.558	174,7	16:29'15.763
9	23.452	28.421			1'46.545	179,7	16:31'02.308
10	23.114	28.511			1'46.352	177,0	16:32'48.660
Race Time 17'45.192							

5° 52 K. DIXON (1'45.575)							
Lap	Seg.1	Seg.2	Seg.3	Seg.4	Lap Time	km/h	Local Time
1		29.073	26.956	27.336	1'49.985	182,4	16:16'53.453
2	22.990	28.410	26.868	27.307	1'45.575	179,4	16:18'39.028
3	22.984	28.211	26.726	27.904	1'45.825	177,6	16:20'24.853
4	23.243	28.333	26.993	27.558	1'46.127	177,3	16:22'10.980
5	22.992	28.156	26.805	27.637	1'45.590	181,5	16:23'56.570
6	23.355	28.584	26.719	27.519	1'46.177	180,3	16:25'42.747
7	23.325	28.529	27.355	27.723	1'46.932	178,2	16:27'29.679
8	23.148	28.831	26.757	27.569	1'46.305	181,8	16:29'15.984

9	23.072	28.481					1'47.093	178,5	16:31'03.077
10	23.199	28.710					1'46.818	179,4	16:32'49.895
Race Time 17'46.427									

6° 11 L. ALLEN (1'45.480)							
Lap	Seg.1	Seg.2	Seg.3	Seg.4	Lap Time	km/h	Local Time
1		29.075	27.113	27.995	1'51.337	182,4	16:16'54.805
2	23.120	29.162	26.694	28.004	1'46.980	186,5	16:18'41.785
3	22.958	28.318	27.142	28.141	1'46.559	187,2	16:20'28.344
4	23.099	28.607	26.801	27.525	1'46.032	182,7	16:22'14.376
5	22.918	28.405	26.525	27.921	1'45.769	184,6	16:24'00.145
6	23.282	28.274	26.590	27.559	1'45.705	181,5	16:25'45.850
7	23.261	28.797	26.824	27.607	1'46.489	176,2	16:27'32.339
8	23.261	28.685	26.883	27.481	1'46.310	178,2	16:29'18.649
9	23.175	28.667			1'46.132	178,5	16:31'04.781
10	23.180	28.485			1'45.480	180,3	16:32'50.261
Race Time 17'46.793							

7° 2 J. THOMAS (1'46.253)							
Lap	Seg.1	Seg.2	Seg.3	Seg.4	Lap Time	km/h	Local Time
1		28.603	27.496	28.243	1'52.211	182,7	16:16'55.679
2	23.163	28.408	26.860	28.149	1'46.580	181,2	16:18'42.259
3	23.181	28.235	26.726	28.457	1'46.599	184,9	16:20'28.858
4	23.196	28.362	26.823	27.872	1'46.253	186,5	16:22'15.111
5	23.314	28.451	26.792	27.967	1'46.524	178,5	16:24'01.635
6	23.512	28.394	26.973	27.859	1'46.738	176,2	16:25'48.373
7	23.493	28.520	27.273	28.005	1'47.291	175,9	16:27'35.664
8	23.636	29.059	27.169	28.080	1'47.944	175,0	16:29'23.608
9	23.666	29.138			1'48.369	174,7	16:31'11.977
10	23.592	28.943			1'49.155	175,3	16:33'01.132
Race Time 17'57.664							

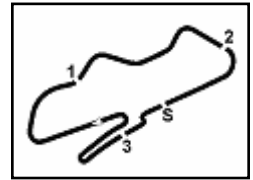
8° 33 D. CONNELL (1'46.916)							
Lap	Seg.1	Seg.2	Seg.3	Seg.4	Lap Time	km/h	Local Time
1		29.649	27.343	28.209	1'51.705	181,8	16:16'55.173
2	23.224	28.559	26.815	28.318	1'46.916	185,6	16:18'42.089
3	23.276	28.201	26.857	28.952	1'47.286	181,2	16:20'29.375
4	23.439	28.311	27.483	28.168	1'47.401	178,8	16:22'16.776
5	23.551	28.698	27.245	28.275	1'47.769	177,0	16:24'04.545
6	23.666	28.978	27.364	28.387	1'48.395	175,3	16:25'52.940
7	23.625	28.890	27.612	28.506	1'48.633	174,7	16:27'41.573
8	23.544	29.063	27.435	28.468	1'48.510	175,3	16:29'30.083
9	24.049	29.415			1'49.240	174,2	16:31'19.323
10	23.936	29.501			1'50.116	175,0	16:33'09.439
Race Time 18'05.971							

9° 88 E. DUFTON (1'47.553)							
Lap	Seg.1	Seg.2	Seg.3	Seg.4	Lap Time	km/h	Local Time
1		29.046	27.615	28.418	1'53.580	180,9	16:16'57.048
2	23.531	29.319	27.788	28.706	1'49.344	178,2	16:18'46.392
3	23.703	29.491	27.386	28.133	1'48.713	180,6	16:20'35.105
4	23.891	29.093	27.348	28.077	1'48.409	178,2	16:22'23.514
5	24.007	29.416	27.603	28.345	1'49.371	172,5	16:24'12.885
6	24.185	29.726	27.849	27.909	1'49.669	176,2	16:26'02.554
7	23.926	29.319	27.747	27.950	1'48.942	172,2	16:27'51.496
8	24.026	29.352			1'49.155	179,1	16:29'40.651
9	23.710	28.967			1'47.967	180,3	16:31'28.618
10	23.993	28.789			1'47.553	179,4	16:33'16.171
Race Time 18'12.703							

10° 15 C. JONES (1'47.165)							
Lap	Seg.1	Seg.2	Seg.3	Seg.4	Lap Time	km/h	Local Time
1		29.202	27.658	28.534	1'53.975	184,6	16:16'57.443
2	23.589	28.977	28.361	28.611	1'49.538	175,0	16:18'46.981
3	23.506	29.187	27.556	28.771	1'49.020	183,1	16:20'36.001
4	23.650	29.108	27.495	28.558	1'48.811	182,1	16:22'24.812
5	23.558	29.265	28.415	28.683	1'49.921	181,5	16:24'14.733

04/07/2021

P = Pits In/Out - C = Lap Time Cancelled



Prosecco DOC UK Round, 2-4 July 2021

Analysis Race 4

Donington Park 4.023 m

Start at 16:15'03.468

3 / 4

20° 12 L. TURNER (1'50.216)							
Lap	Seg.1	Seg.2	Seg.3	Seg.4	Lap Time	km/h	Local Time
1		30.225	28.956	29.475	1'58.485	178,5	16:17'01.953
2	24.006	30.294	28.129	30.377	1'52.806	180,3	16:18'54.759
3	24.254	30.383	28.342	29.400	1'52.379	179,7	16:20'47.138
4	23.744	29.402	28.057	29.013	1'50.216	178,2	16:22'37.354
5	24.008	29.410	28.035	29.602	1'51.055	174,7	16:24'28.409
6	24.065	30.147	27.927	29.046	1'51.185	178,2	16:26'19.594
7	23.755	29.483	28.338	28.691	1'50.267	171,4	16:28'09.861
8	23.845	29.615			1'50.314	172,2	16:30'00.175
9	23.923	29.551			1'51.066	177,3	16:31'51.241
10	23.898	29.279			1'50.237	178,2	16:33'41.478
Race Time 18'38.010							

21° 67 J. STEPHENSON (1'49.752)							
Lap	Seg.1	Seg.2	Seg.3	Seg.4	Lap Time	km/h	Local Time
1		31.138	29.073	29.546	2'00.230	177,0	16:17'03.698
2	24.295	29.671	28.034	29.563	1'51.563	180,9	16:18'55.261
3	23.959	30.028	28.188	28.998	1'51.173	176,2	16:20'46.434
4	23.964	29.776	28.057	29.138	1'50.935	175,0	16:22'37.369
5	23.808	29.434	27.840	29.556	1'50.638	173,9	16:24'28.007
6	23.991	30.147	28.262	28.765	1'51.165	174,7	16:26'19.172
7	23.977	29.986	28.111	28.874	1'50.948	173,1	16:28'10.120
8	23.919	30.476			1'50.942	176,5	16:30'01.062
9	23.700	29.557			1'50.967	178,2	16:31'52.029
10	23.723	29.171			1'49.752	177,0	16:33'41.781
Race Time 18'38.313							

22° 23 J. ELLIS (1'47.767)							
Lap	Seg.1	Seg.2	Seg.3	Seg.4	Lap Time	km/h	Local Time
1		30.479	27.551	28.193	1'55.381	183,1	16:16'58.849
2	23.499	29.088	28.515	28.392	1'49.494	180,3	16:18'48.343
3	23.794	29.158	27.657	28.054	1'48.663	179,4	16:20'37.006
4	23.364	29.046	27.655	28.217	1'48.282	183,7	16:22'25.288
5	23.480	28.793	27.389	28.105	1'47.767	181,5	16:24'13.055
6	24.080	29.593	27.874	28.292	1'49.839	175,9	16:26'02.894
7	24.034	29.458	27.714	28.050	1'49.256	181,5	16:27'52.150
8	23.707	29.216			1'48.781	180,6	16:29'40.931
9	23.486	29.025			1'47.863	180,3	16:31'28.794
10	52.078	31.296			2'21.456	167,7	16:33'50.250
Race Time 18'46.782							

23° 99 M. LONGMORE (1'51.092)							
Lap	Seg.1	Seg.2	Seg.3	Seg.4	Lap Time	km/h	Local Time
1		31.332	28.928	29.370	1'59.973	180,3	16:17'03.441
2	24.444	29.988	28.196	29.472	1'52.100	178,5	16:18'55.541
3	24.428	30.262	28.176	29.482	1'52.348	178,5	16:20'47.889
4	24.087	30.002	28.125	28.878	1'51.092	175,3	16:22'38.981
5	25.532	30.175	28.443	29.242	1'53.392	174,2	16:24'32.373
6	24.372	30.485	28.406	29.208	1'52.471	171,4	16:26'24.844
7	24.536	30.416	28.185	28.875	1'52.012	173,1	16:28'16.856
8	24.599	30.365			1'52.681	171,1	16:30'09.537
9	24.419	30.159			1'51.436	172,0	16:32'00.973
10	24.285	30.113			1'52.106	173,6	16:33'53.079
Race Time 18'49.611							

24° 75 C. SMITH (1'51.188)							
Lap	Seg.1	Seg.2	Seg.3	Seg.4	Lap Time	km/h	Local Time
1		30.671	28.698	29.428	1'59.316	176,8	16:17'02.784
2	24.177	30.255	28.475	29.350	1'52.257	181,5	16:18'55.041
3	24.089	30.448	28.203	29.387	1'52.127	178,5	16:20'47.168
4	24.001	30.470	27.990	28.727	1'51.188	172,5	16:22'38.356
5	24.163	30.203	28.383	29.710	1'52.459	172,0	16:24'30.815
6	24.470	30.487	28.026	29.193	1'52.176	177,0	16:26'22.991
7	24.351	30.555	28.418	29.214	1'52.538	172,2	16:28'15.529
8	24.389	30.245			1'52.351	169,8	16:30'07.880

9	24.414	30.258			1'52.631	169,5	16:32'00.511
10	24.495	30.422			1'52.627	173,3	16:33'53.138
Race Time 18'49.670							

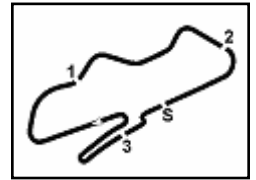
25° 50 F. MCMULLAN (1'54.039)							
Lap	Seg.1	Seg.2	Seg.3	Seg.4	Lap Time	km/h	Local Time
1		31.267	29.024	30.818	2'01.830	181,5	16:17'05.298
2	24.947	30.681	28.889	30.560	1'55.077	175,3	16:19'00.375
3	24.657	31.090	28.905	30.508	1'55.160	176,8	16:20'55.535
4	24.600	30.877	29.277	30.172	1'54.926	177,3	16:22'50.461
5	24.869	30.918	28.867	30.730	1'55.384	173,1	16:24'45.845
6	25.027	31.353	28.477	29.918	1'54.775	176,8	16:26'40.620
7	24.451	30.939	28.834	29.834	1'54.058	175,6	16:28'34.678
8	24.628	30.958			1'54.319	170,6	16:30'28.997
9	24.672	31.087			1'54.310	177,0	16:32'23.307
10	24.355	30.982			1'54.039	173,6	16:34'17.346
Race Time 19'13.878							

26° 27 C. BEACH (1'53.979)							
Lap	Seg.1	Seg.2	Seg.3	Seg.4	Lap Time	km/h	Local Time
1		31.181	29.021	30.114	2'01.715	180,6	16:17'05.183
2	24.774	30.737	29.051	30.186	1'54.748	176,8	16:18'59.931
3	25.010	30.773	29.291	30.433	1'55.507	172,8	16:20'55.438
4	24.541	30.850	29.406	29.750	1'54.547	178,2	16:22'49.985
5	24.900	30.887	29.244	30.591	1'55.622	172,2	16:24'45.607
6	24.787	31.094	28.906	30.071	1'54.858	172,2	16:26'40.465
7	24.426	30.638	29.247	29.760	1'54.071	171,1	16:28'34.536
8	24.597	30.980			1'53.979	174,7	16:30'28.515
9	25.301	31.812			1'54.983	177,3	16:32'23.498
10	24.368	31.239			1'53.989	178,2	16:34'17.487
Race Time 19'14.019							

27° 77 O. MORGAN-EDWARDS (1'53.564)							
Lap	Seg.1	Seg.2	Seg.3	Seg.4	Lap Time	km/h	Local Time
1		31.645	29.001	30.467	2'02.343	174,7	16:17'05.811
2	25.368	30.850	28.912	30.502	1'55.632	172,8	16:19'01.443
3	24.738	30.738	28.675	30.599	1'54.750	173,3	16:20'56.193
4	24.846	30.633	29.041	30.171	1'54.691	174,5	16:22'50.884
5	24.874	31.015	28.529	30.964	1'55.382	172,5	16:24'46.266
6	24.747	31.036	28.888	30.521	1'55.192	171,7	16:26'41.458
7	24.435	30.547	28.685	29.897	1'53.564	172,8	16:28'35.022
8	24.606	30.842			1'54.301	172,8	16:30'29.323
9	24.569	31.357			1'54.623	172,0	16:32'23.946
10	24.165	31.319			1'53.945	173,9	16:34'17.891
Race Time 19'14.423							

28° 71 C. MARCUZZO (1'54.249)							
Lap	Seg.1	Seg.2	Seg.3	Seg.4	Lap Time	km/h	Local Time
1		31.374	28.944	29.942	2'01.221	184,3	16:17'04.689
2	24.616	31.141	29.018	30.724	1'55.499	177,6	16:19'00.188
3	24.581	31.160	28.801	30.397	1'54.939	179,7	16:20'55.127
4	24.595	30.957	29.300	30.249	1'55.101	175,9	16:22'50.228
5	25.004	30.818	28.799	30.808	1'55.429	178,8	16:24'45.657
6	25.114	31.044	28.705	29.539	1'54.402	178,2	16:26'40.059
7	24.582	31.087	28.802	29.778	1'54.249	177,9	16:28'34.308
8	24.642	30.951			1'54.507	174,5	16:30'28.815
9	24.755	31.001			1'54.318	175,6	16:32'23.133
10	24.418	30.878			1'54.905	175,9	16:34'18.038
Race Time 19'14.570							

29° 98 B. MOFFITT (1'53.617)							
Lap	Seg.1	Seg.2	Seg.3	Seg.4	Lap Time	km/h	Local Time
1		31.371	29.259	30.318	2'02.720	176,8	16:17'06.188
2	24.811	30.799	28.969	30.109	1'54.688	174,5	16:19'00.876
3	24.837	30.959	28.717	30.474	1'54.987	174,5	16:20'55.863
4	24.791	30.784	29.097	30.618	1'55.290	176,2	16:22'51.153
5	25.560	31.291	29.031	29.950	1'55.832	172,5	16:24'46.985



Donington Park 4.023 m

Prosecco DOC UK Round, 2-4 July 2021

Analysis Race 4

Start at 16:15'03.468

4 / 4

6	24.991	30.809	28.794	30.216	1'54.810	174,7	16:26'41.795
7	24.706	30.489	28.744	29.678	1'53.617	173,6	16:28'35.412
8	24.889	30.633			1'54.353	175,9	16:30'29.765
9	24.756	31.357			1'54.776	175,9	16:32'24.541
10	24.501	30.783			1'53.660	176,2	16:34'18.201

Race Time 12'49.836

RET 66 A. THOMAS (1'49.261)							
Lap	Seg.1	Seg.2	Seg.3	Seg.4	Lap Time	km/h	Local Time
1		31.067	29.006	28.774	1'59.578	184,9	16:17'03.046
2	23.678	29.991	28.317	28.472	1'50.458	184,3	16:18'53.504
3	23.720	29.857	27.840	28.341	1'49.758	179,7	16:20'43.262
4	23.585	29.759	27.749	28.325	1'49.418	178,5	16:22'32.680
5	23.626	29.606	27.790	28.548	1'49.570	178,5	16:24'22.250
6	23.883	29.703	27.993	28.373	1'49.952	177,9	16:26'12.202
7	23.627	29.560	27.775	28.299	1'49.261	178,2	16:28'01.463
8	23.674	29.704			1'49.411	178,2	16:29'50.874
9	23.666	29.338			1'49.265	176,2	16:31'40.139

Race Time 16'36.671

RET 74 F. SMART-WEEDEN (1'49.240)							
Lap	Seg.1	Seg.2	Seg.3	Seg.4	Lap Time	km/h	Local Time
1		29.201	27.836	28.988	1'54.791	185,6	16:16'58.259
2	23.803	29.770	28.058	29.197	1'50.828	180,6	16:18'49.087
3	23.562	28.829	27.546	29.303	1'49.240	181,2	16:20'38.327
4	24.180	28.955	27.571	28.624	1'49.330	178,8	16:22'27.657
5	23.998	29.126	27.997	29.076	1'50.197	175,9	16:24'17.854
6	23.900	29.404	27.742	28.705	1'49.751	175,6	16:26'07.605
7	23.769	29.309	27.749	28.577	1'49.404	174,7	16:27'57.009
8	24.269	30.463			1'51.992	173,3	16:29'49.001
9	24.382	29.946			1'51.376	171,4	16:31'40.377

Race Time 16'36.909

32° 96 J. KIRSCH (1'55.009)							
Lap	Seg.1	Seg.2	Seg.3	Seg.4	Lap Time	km/h	Local Time
1		31.513	29.508	30.933	2'23.419	163,6	16:17'26.887
2	25.134	30.994	29.472	30.107	1'55.707	163,9	16:19'22.594
3	25.195	31.146	29.598	30.104	1'56.043	164,1	16:21'18.637
4	25.100	30.824	29.586	29.891	1'55.401	161,4	16:23'14.038
5	25.335	30.988	29.643	30.333	1'56.299	161,6	16:25'10.337
6	25.283	31.820	29.418	30.009	1'56.530	164,6	16:27'06.867
7	24.927	30.845	29.408	29.829	1'55.009	164,1	16:29'01.876
8	25.273	31.265			1'57.686	160,2	16:30'59.562
9	25.536	33.081			1'58.568	166,9	16:32'58.130

Race Time 17'54.662

RET 5 O. JONES (1'45.601)							
Lap	Seg.1	Seg.2	Seg.3	Seg.4	Lap Time	km/h	Local Time
1		29.042	27.429	28.385	1'51.653	183,4	16:16'55.121
2	22.998	28.765	26.793	27.778	1'46.334	187,2	16:18'41.455
3	23.179	28.293	27.392	28.265	1'47.129	186,2	16:20'28.584
4	22.964	28.674	26.783	27.666	1'46.087	185,6	16:22'14.671
5	22.923	28.253	26.630	28.279	1'46.085	184,6	16:24'00.756
6	23.085	28.105	26.712	27.699	1'45.601	183,4	16:25'46.357
7	22.945	28.545	27.137	27.733	1'46.360	177,6	16:27'32.717
8	25.754	34.005			2'10.575P	148,7	16:29'43.292

Race Time 14'39.824

RET 21 L. GILBY (1'47.983)							
Lap	Seg.1	Seg.2	Seg.3	Seg.4	Lap Time	km/h	Local Time
1		30.138	28.085	28.842	1'56.563	180,3	16:17'00.031
2	23.679	29.181	27.452	28.937	1'49.249	182,1	16:18'49.280
3	23.577	29.138	27.425	28.583	1'48.723	185,3	16:20'38.003
4	23.704	28.908	27.193	28.178	1'47.983	180,0	16:22'25.986
5	23.520	28.987	27.502	28.444	1'48.453	176,2	16:24'14.439
6	23.900	28.923	27.835	28.605	1'49.263	178,8	16:26'03.702
7	23.424	29.558	28.128	28.492	1'49.602	179,7	16:27'53.304

RET 56 B. WILSON (1'49.402)							
Lap	Seg.1	Seg.2	Seg.3	Seg.4	Lap Time	km/h	Local Time
1		29.193	27.808	28.438	1'54.345	183,7	16:16'57.813
2	23.476	28.891	28.101	28.942	1'49.410	180,6	16:18'47.223
3	24.001	28.938	27.716	28.747	1'49.402	180,3	16:20'36.625
4	23.467	29.098	27.489	29.538	1'49.592	181,2	16:22'26.217
5	23.913	29.221	27.682	29.667	1'50.483	179,4	16:24'16.700

Race Time 9'13.232

RET 30 C. BROWN (1'49.505)							
Lap	Seg.1	Seg.2	Seg.3	Seg.4	Lap Time	km/h	Local Time
1		30.286	28.039	28.632	1'56.583	179,7	16:17'00.051
2	23.967	29.592	27.866	28.587	1'50.012	178,2	16:18'50.063
3	23.685	29.614	27.824	28.382	1'49.505	176,8	16:20'39.568
4	23.798	29.783	27.718	28.335	1'49.634	175,6	16:22'29.202
5	23.880	29.599	27.707	28.433	1'49.619	175,6	16:24'18.821

Race Time 9'15.353

RET 14 J. MCMANUS (1'45.979)							
Lap	Seg.1	Seg.2	Seg.3	Seg.4	Lap Time	km/h	Local Time
1		29.025	27.314	28.267	1'51.571	183,7	16:16'55.039
2	23.016	28.262	26.931	27.895	1'46.104	186,2	16:18'41.143
3	23.165	28.283	27.241	27.655	1'46.344	180,6	16:20'27.487
4	22.997	28.480	26.905	27.597	1'45.979	181,2	16:22'13.466

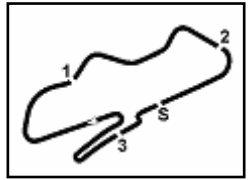
Race Time 7'09.998

RET 38 A. DAVIE (1'46.086)							
Lap	Seg.1	Seg.2	Seg.3	Seg.4	Lap Time	km/h	Local Time
1		28.923	27.242	27.941	1'51.137	186,2	16:16'54.605
2	23.136	28.304	27.334	27.663	1'46.437	180,0	16:18'41.042
3	23.372	28.263	27.038	27.975	1'46.648	184,6	16:20'27.690
4	22.915	28.245	27.186	27.740	1'46.086	183,4	16:22'13.776

Race Time 7'10.308

RET 37 J. FERRIS (1'51.144)							
Lap	Seg.1	Seg.2	Seg.3	Seg.4	Lap Time	km/h	Local Time
1		31.155	28.553	29.284	1'59.126	178,8	16:17'02.594
2	24.241	30.190	28.677	29.957	1'53.065	176,8	16:18'55.659
3	24.064	30.232	28.096	29.373	1'51.765	175,3	16:20'47.424
4	24.053	29.899	28.092	29.100	1'51.144	173,1	16:22'38.568

Race Time 7'35.100



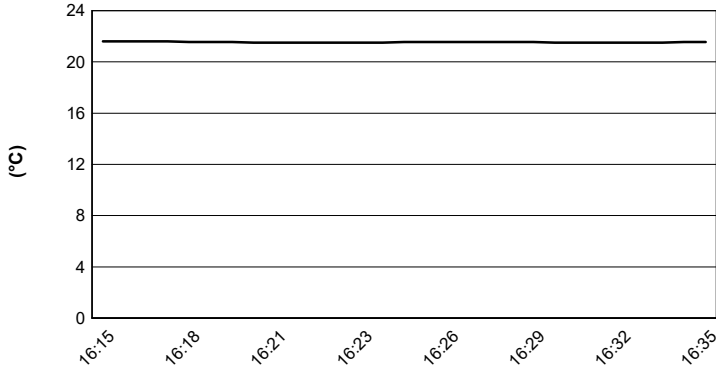
Donington Park 4.023 m

Prosecco DOC UK Round, 2-4 July 2021

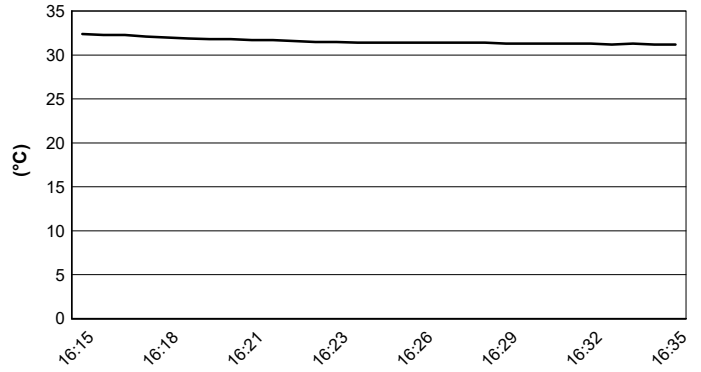
Weather Report Race 4

Session started 16:15 - Session ended 16:35

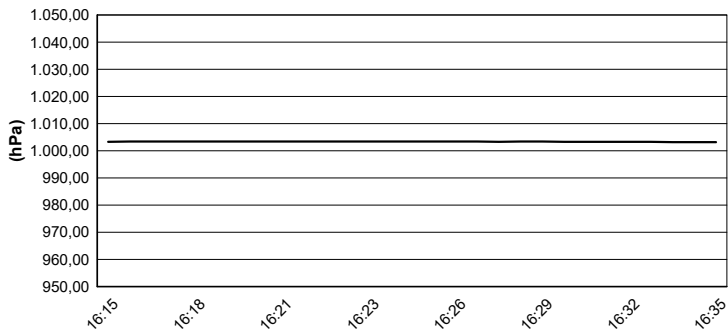
Air Temperature



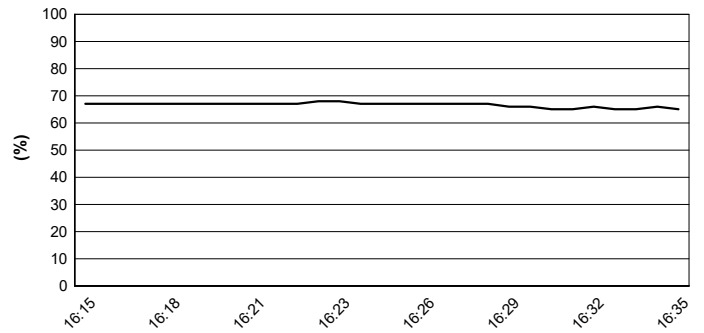
Track Temperature



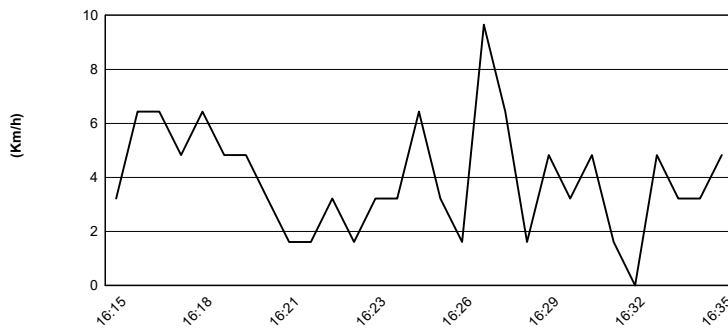
Air Pressure



Humidity



Wind Speed



Wind Direction

