

# Prosecco DOC UK Round, 2-4 July 2021

## Results Race 2

Donington Park 4.023 m

Laps 11 = 44,253 km - Avg 151,285 km/h - Race Time 17'33.051

No.	Rider	Nat	Team	Bike	Laps	Time	Gap	Rel.	Fastest Lap
1	<b>22 CORDEROY</b> Zak	GBR	Binch Racing	Yamaha	11	17'33.051		5	1'34.813
2	<b>6 STANLEY</b> George	GBR	Ready4Racing Vision Team	Kawasaki	11	17'33.384	<b>0.333</b>	<b>0.333</b>	5 1'34.939
3	<b>14 NIXON</b> Jack	GBR	Santander Salt	Yamaha	11	17'33.566	<b>0.515</b>	<b>0.182</b>	5 <b>1'34.628</b>
4	<b>19 TALBOT</b> Joe	GBR	JR Performance Racing	Kawasaki	11	17'33.940	<b>0.889</b>	<b>0.374</b>	8 1'34.734
5	<b>15 MCMANUS</b> Eugene	GBR	Affinity Sports Academy	Kawasaki	11	17'40.052	<b>7.001</b>	<b>6.112</b>	10 1'35.577
6	<b>10 REID</b> Simon	GBR	Simon Reid Racing	Yamaha	11	17'40.287	<b>7.236</b>	<b>0.235</b>	11 1'35.415
7	<b>55 VALLELEY</b> Louis	GBR	Code Blue Racing / Team V	Yamaha	11	17'45.825	<b>12.774</b>	<b>5.538</b>	8 1'35.255
8	<b>39 BOURNE</b> Franco	GBR	Chris Walker Kawasaki	Kawasaki	11	17'46.103	<b>13.052</b>	<b>0.278</b>	9 1'35.604
9	<b>7 DELVES</b> Liam	GBR	JR Performance Racing	Kawasaki	11	17'46.668	<b>13.617</b>	<b>0.565</b>	8 1'35.762
10	<b>64 DURHAM</b> Asher	GBR	Affinity Sports Academy	Kawasaki	11	17'47.365	<b>14.314</b>	<b>0.697</b>	9 1'35.974
11	<b>28 HARTGROVE</b> Adam	GBR	Adam Hartgrove Racing	Yamaha	11	17'48.805	<b>15.754</b>	<b>1.440</b>	8 1'35.240
12	<b>86 JENNER</b> Owen	GBR	Affinity Sports Academy	Kawasaki	11	17'53.358	<b>20.307</b>	<b>4.553</b>	10 1'36.375
13	<b>21 BROOKS</b> Daniel	GBR	Ready4Racing Vision Team	Kawasaki	11	17'53.522	<b>20.471</b>	<b>0.164</b>	7 1'36.332
14	<b>33 FARRER</b> Charlie	GBR	Mortimer Racing / Appleyard Aca	Yamaha	11	17'54.011	<b>20.960</b>	<b>0.489</b>	5 1'36.502
15	<b>8 HALL</b> Cameron	GBR	Triple M Vehicles Sales	Kawasaki	11	18'00.055	<b>27.004</b>	<b>6.044</b>	7 1'36.604
16	<b>99 BEDNAREK</b> Jack	GBR	CF Motorsport	Yamaha	11	18'02.242	<b>29.191</b>	<b>2.187</b>	11 1'37.055
17	<b>3 THOMSON</b> Connor	GBR	Uitelligence / AH Performance	Yamaha	11	18'04.887	<b>31.836</b>	<b>2.645</b>	9 1'37.674
18	<b>78 BOWER</b> Matt	GBR	4T2 Racing	Kawasaki	11	18'05.930	<b>32.879</b>	<b>1.043</b>	4 1'37.566
19	<b>76 VERWEY</b> Luke	GBR	Team XG Racing	Kawasaki	11	18'12.402	<b>39.351</b>	<b>6.472</b>	9 1'37.732
20	<b>25 JONES</b> Lewis	GBR	Lewis Jones Racing	Kawasaki	11	18'16.325	<b>43.274</b>	<b>3.923</b>	8 1'37.793
21	<b>17 ARMSTRONG</b> Kier	GBR	Dan Bones / Lincolnshire Racing	Kawasaki	10	16'40.091	<b>1 Lap</b>	<b>1 Lap</b>	7 1'38.167
22	<b>71 DRURY</b> Nathan	GBR	Dragon Racing	Kawasaki	10	16'40.375	<b>1 Lap</b>	<b>0.284</b>	7 1'38.391
23	<b>41 LEATHERLAND</b> Lynden	GBR	GL Fabrications Racing	Yamaha	10	16'41.172	<b>1 Lap</b>	<b>0.797</b>	10 1'38.893
24	<b>31 DAVIS</b> Jamie	GBR	Uitelligence / AH Performance	Yamaha	10	16'48.587	<b>1 Lap</b>	<b>7.415</b>	5 1'38.758
25	<b>69 COYNE</b> Kevin	IRL	Kevin Coyne Racing 64	Kawasaki	10	16'49.302	<b>1 Lap</b>	<b>0.715</b>	7 1'39.391
26	<b>51 BARRINGTON</b> Kayla	GBR	Slipscreens / TKB Racing	Kawasaki	10	16'49.574	<b>1 Lap</b>	<b>0.272</b>	8 1'39.419
27	<b>37 BULL</b> James	GBR	James Bull Racing	MV Agusta	10	16'50.306	<b>1 Lap</b>	<b>0.732</b>	9 1'39.487
28	<b>38 OWENS</b> Michael	GBR	R&R Racing	Yamaha	10	16'51.862	<b>1 Lap</b>	<b>1.556</b>	7 1'39.468
29	<b>57 CRUMP</b> Seth	AUS	Affinity Sports Academy	Kawasaki	10	16'53.799	<b>1 Lap</b>	<b>1.937</b>	9 1'36.742
30	<b>4 SMYTH</b> Andrew	GBR	MPW Kawasaki by Blackwater GK	Kawasaki	10	16'55.170	<b>1 Lap</b>	<b>1.371</b>	4 1'40.181
31	<b>63 COWARD</b> Josh	GBR	Coward Racing	Kawasaki	10	17'00.041	<b>1 Lap</b>	<b>4.871</b>	9 1'40.348
32	<b>13 CAMPBELL</b> Jake	GBR	Jake Campbell Racing	Kawasaki	10	17'16.759	<b>1 Lap</b>	<b>16.718</b>	4 1'41.980
33	<b>11 LAFFINS</b> Sam	GBR	Sam Laffins Racing / G&S Racing	Kawasaki	9	14'32.524	<b>2 Laps</b>	<b>1 Lap</b>	9 1'35.659
34	<b>87 HOPPER</b> Jake	GBR	JMH Racing	Yamaha	9	15'19.618	<b>2 Laps</b>	<b>47.094</b>	7 1'39.869
----- <b>Not Classified</b> -----									
NC	<b>30 COOK</b> Max	GBR	FS-3 Racing	Kawasaki	6	12'50.864	<b>5 Laps</b>		3 1'39.105
NC	<b>88 LEIGH</b> Harry	GBR	CVM Motorsport	Kawasaki	5	14'09.249	<b>6 Laps</b>		2 1'43.746
NC	<b>23 CAIRNS</b> Andrew	GBR	Cairns Racing	Yamaha	4	7'49.506	<b>7 Laps</b>		2 1'52.696
NC	<b>77 VERWEY</b> Kade	GBR	Team XG Racing	Kawasaki	0				
RET	<b>91 ALDERSON</b> James	GBR	R Alderson and Sons Racing	Triumph	10	16'09.308	<b>1 Lap</b>		9 1'35.170

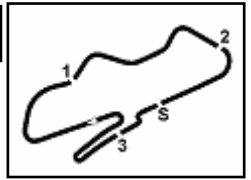
Starting: 39 Classified: 34 Not Classified: 4 Retired: 1 Not Started: 0

Fastest Lap N. 5 No. 14 Jack Nixon Time 1'34.628 Avg. 153,050 Km/h

Humidity:	71%	AIR:	20°C
Condition:	Dry	Temp:	30°C

Start 04/07/2021 12:32 End 12:52

The results are provisional until the end of the time limit for protests and appeals and the completion of the technical checks.



# Prosecco DOC UK Round, 2-4 July 2021

## Top Speeds Race 2

**RESULTS**

1	22	CORDEROY Zak	Yamaha	Laps 11
2	6	STANLEY George	Kawasaki	0.333
3	14	NIXON Jack	Yamaha	0.515
4	19	TALBOT Joe	Kawasaki	0.889
5	15	MCMANUS Eugene	Kawasaki	7.001
6	10	REID Simon	Yamaha	7.236
7	55	VALLELEY Louis	Yamaha	12.774
8	39	BOURNE Franco	Kawasaki	13.052
9	7	DELVES Liam	Kawasaki	13.617
10	64	DURHAM Asher	Kawasaki	14.314
11	28	HARTGROVE Adam	Yamaha	15.754
12	86	JENNER Owen	Kawasaki	20.307
13	21	BROOKS Daniel	Kawasaki	20.471
14	33	FARRER Charlie	Yamaha	20.960
15	8	HALL Cameron	Kawasaki	27.004
16	99	BEDNAREK Jack	Yamaha	29.191
17	3	THOMSON Connor	Yamaha	31.836
18	78	BOWER Matt	Kawasaki	32.879
19	76	VERWEY Luke	Kawasaki	39.351
20	25	JONES Lewis	Kawasaki	43.274
21	17	ARMSTRONG Kier	Kawasaki	1 Lap
22	71	DRURY Nathan	Kawasaki	1 Lap
23	41	LEATHERLAND Lynden	Yamaha	1 Lap
24	31	DAVIS Jamie	Yamaha	1 Lap
25	69	COYNE Kevin	Kawasaki	1 Lap
26	51	BARRINGTON Kayla	Kawasaki	1 Lap
27	37	BULL James	MV Agusta	1 Lap
28	38	OWENS Michael	Yamaha	1 Lap
29	57	CRUMP Seth	Kawasaki	1 Lap
30	4	SMYTH Andrew	Kawasaki	1 Lap
31	63	COWARD Josh	Kawasaki	1 Lap
32	13	CAMPBELL Jake	Kawasaki	1 Lap
33	11	LAFFINS Sam	Kawasaki	2 Laps
34	87	HOPPER Jake	Yamaha	2 Laps
NC	30	COOK Max	Kawasaki	5 Laps
NC	88	LEIGH Harry	Kawasaki	6 Laps
NC	23	CAIRNS Andrew	Yamaha	7 Laps
NC	77	VERWEY Kade	Kawasaki	
RET	91	ALDERSON James	Triumph	1 Lap

**SPEED**

1	37	BULL James	MV Agusta	236.4
2	86	JENNER Owen	Kawasaki	236.4
3	33	FARRER Charlie	Yamaha	235.9
4	14	NIXON Jack	Yamaha	235.9
5	21	BROOKS Daniel	Kawasaki	235.4
6	39	BOURNE Franco	Kawasaki	235.4
7	22	CORDEROY Zak	Yamaha	234.9
8	64	DURHAM Asher	Kawasaki	233.9
9	7	DELVES Liam	Kawasaki	233.9
10	6	STANLEY George	Kawasaki	233.9
11	19	TALBOT Joe	Kawasaki	233.9
12	78	BOWER Matt	Kawasaki	233.4
13	31	DAVIS Jamie	Yamaha	233.4
14	57	CRUMP Seth	Kawasaki	232.9
15	25	JONES Lewis	Kawasaki	232.9
16	28	HARTGROVE Adam	Yamaha	232.9
17	55	VALLELEY Louis	Yamaha	232.4
18	41	LEATHERLAND Lynden	Yamaha	232.4
19	99	BEDNAREK Jack	Yamaha	232.4
20	91	ALDERSON James	Triumph	231.9
21	8	HALL Cameron	Kawasaki	231.9
22	51	BARRINGTON Kayla	Kawasaki	231.9
23	11	LAFFINS Sam	Kawasaki	231.9
24	15	MCMANUS Eugene	Kawasaki	231.9
25	10	REID Simon	Yamaha	230.9
26	38	OWENS Michael	Yamaha	230.9
27	4	SMYTH Andrew	Kawasaki	230.4
28	3	THOMSON Connor	Yamaha	230.4
29	87	HOPPER Jake	Yamaha	229.9
30	76	VERWEY Luke	Kawasaki	229.4
31	17	ARMSTRONG Kier	Kawasaki	228.4
32	88	LEIGH Harry	Kawasaki	228.4
33	69	COYNE Kevin	Kawasaki	227.9
34	71	DRURY Nathan	Kawasaki	225.6
35	63	COWARD Josh	Kawasaki	225.1
36	30	COOK Max	Kawasaki	224.6
37	13	CAMPBELL Jake	Kawasaki	222.3
38	23	CAIRNS Andrew	Yamaha	215.2

**SEG. 1**

1	39	BOURNE Franco	20.250
2	14	NIXON Jack	20.259
3	19	TALBOT Joe	20.263
4	11	LAFFINS Sam	20.284
5	22	CORDEROY Zak	20.330
6	6	STANLEY George	20.336
7	28	HARTGROVE Adam	20.381
8	55	VALLELEY Louis	20.389
9	91	ALDERSON James	20.395
10	86	JENNER Owen	20.395
11	64	DURHAM Asher	20.399
12	15	MCMANUS Eugene	20.428
13	7	DELVES Liam	20.459
14	10	REID Simon	20.492
15	33	FARRER Charlie	20.519
16	8	HALL Cameron	20.585
17	21	BROOKS Daniel	20.674
18	57	CRUMP Seth	20.738
19	3	THOMSON Connor	20.739
20	76	VERWEY Luke	20.769
21	78	BOWER Matt	20.818
22	25	JONES Lewis	20.861
23	99	BEDNAREK Jack	20.960
24	31	DAVIS Jamie	20.998
25	17	ARMSTRONG Kier	21.030
26	71	DRURY Nathan	21.104
27	30	COOK Max	21.105
28	69	COYNE Kevin	21.145
29	41	LEATHERLAND Lynden	21.170
30	37	BULL James	21.208
31	38	OWENS Michael	21.209
32	51	BARRINGTON Kayla	21.232
33	4	SMYTH Andrew	21.316
34	87	HOPPER Jake	21.402
35	63	COWARD Josh	21.610
36	13	CAMPBELL Jake	21.725
37	88	LEIGH Harry	22.305
38	23	CAIRNS Andrew	23.590

**SEG. 2**

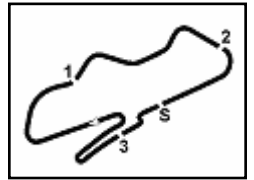
1	19	TALBOT Joe	25.495
2	55	VALLELEY Louis	25.630
3	14	NIXON Jack	25.637
4	22	CORDEROY Zak	25.649
5	7	DELVES Liam	25.698
6	91	ALDERSON James	25.728
7	6	STANLEY George	25.781
8	11	LAFFINS Sam	25.794
9	15	MCMANUS Eugene	25.802
10	28	HARTGROVE Adam	25.829
11	64	DURHAM Asher	25.860
12	10	REID Simon	25.896
13	39	BOURNE Franco	25.909
14	21	BROOKS Daniel	25.961
15	8	HALL Cameron	26.101
16	57	CRUMP Seth	26.134
17	99	BEDNAREK Jack	26.226
18	33	FARRER Charlie	26.254
19	3	THOMSON Connor	26.276
20	78	BOWER Matt	26.374
21	86	JENNER Owen	26.383
22	25	JONES Lewis	26.465
23	76	VERWEY Luke	26.657
24	71	DRURY Nathan	26.675
25	38	OWENS Michael	26.744
26	17	ARMSTRONG Kier	26.811
27	41	LEATHERLAND Lynden	26.849
28	51	BARRINGTON Kayla	26.853
29	37	BULL James	26.897
30	31	DAVIS Jamie	26.921
31	4	SMYTH Andrew	26.950
32	30	COOK Max	26.982
33	63	COWARD Josh	27.046
34	69	COYNE Kevin	27.220
35	87	HOPPER Jake	27.289
36	13	CAMPBELL Jake	27.710
37	88	LEIGH Harry	28.452
38	23	CAIRNS Andrew	30.657

**SEG. 3**

1	6	STANLEY George	23.669
2	91	ALDERSON James	23.704
3	19	TALBOT Joe	23.719
4	22	CORDEROY Zak	23.742
5	14	NIXON Jack	23.757
6	10	REID Simon	23.819
7	55	VALLELEY Louis	23.833
8	15	MCMANUS Eugene	23.860
9	28	HARTGROVE Adam	23.896
10	7	DELVES Liam	23.931
11	11	LAFFINS Sam	23.979
12	39	BOURNE Franco	23.999
13	64	DURHAM Asher	24.073
14	21	BROOKS Daniel	24.119
15	8	HALL Cameron	24.132
16	86	JENNER Owen	24.184
17	33	FARRER Charlie	24.206
18	78	BOWER Matt	24.377
19	99	BEDNAREK Jack	24.397
20	76	VERWEY Luke	24.407
21	57	CRUMP Seth	24.409
22	25	JONES Lewis	24.410
23	3	THOMSON Connor	24.429
24	71	DRURY Nathan	24.489
25	17	ARMSTRONG Kier	24.513
26	31	DAVIS Jamie	24.689
27	51	BARRINGTON Kayla	24.792
28	41	LEATHERLAND Lynden	24.798
29	30	COOK Max	24.802
30	4	SMYTH Andrew	24.831
31	69	COYNE Kevin	24.889
32	37	BULL James	24.893
33	38	OWENS Michael	24.977
34	63	COWARD Josh	25.089
35	87	HOPPER Jake	25.139
36	13	CAMPBELL Jake	25.451
37	88	LEIGH Harry	25.911
38	23	CAIRNS Andrew	27.823

**SEG. 4**

1	22	CORDEROY Zak	24.759
2	6	STANLEY George	24.856
3	14	NIXON Jack	24.888
4	7	DELVES Liam	24.967
5	15	MCMANUS Eugene	24.998
6	55	VALLELEY Louis	25.015
7	28	HARTGROVE Adam	25.058
8	19	TALBOT Joe	25.086
9	10	REID Simon	25.089
10	57	CRUMP Seth	25.108
11	64	DURHAM Asher	25.123
12	86	JENNER Owen	25.127
13	91	ALDERSON James	25.138
14	39	BOURNE Franco	25.228
15	11	LAFFINS Sam	25.247
16	21	BROOKS Daniel	25.290
17	99	BEDNAREK Jack	25.338
18	33	FARRER Charlie	25.350
19	8	HALL Cameron	25.383
20	76	VERWEY Luke	25.510
21	17	ARMSTRONG Kier	25.545
22	78	BOWER Matt	25.626
23	71	DRURY Nathan	25.640
24	3	THOMSON Connor	25.699
25	31	DAVIS Jamie	25.751
26	25	JONES Lewis	25.753
27	69	COYNE Kevin	25.769
28	41	LEATHERLAND Lynden	25.770
29	87	HOPPER Jake	25.861
30	30	COOK Max	25.989
31	38	OWENS Michael	26.016
32	63	COWARD Josh	26.065
33	51	BARRINGTON Kayla	26.085
34	37	BULL James	26.116
35	4	SMYTH Andrew	26.285
36	13	CAMPBELL Jake	26.603
37	88	LEIGH Harry	27.078
38	23	CAIRNS Andrew	29.781

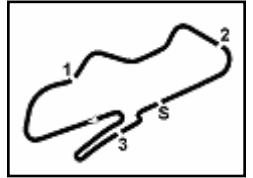


Donington Park 4.023 m

**Prosecco DOC UK Round, 2-4 July 2021**
**Lap Chart Race 2**

		Lap										
	1	2	3	4	5	6	7	8	9	10	11	
1	19	6	6	6	6	6	22	22	22	22	22	22
2	6	19	19	22	22	22	6	6	6	6	6	6
3	14	22	22	19	14	14	14	14	14	14	14	14
4	22	14	14	14	19	19	19	19	19	19	19	19
5	10	10	15	15	15	15	15	15	15	15	15	15
6	30	15	10	10	10	10	10	10	10	10	10	10
7	15	39	39	39	39	7	7	7	7	7	55	55
8	39	64	64	64	7	39	11	55	55	7	39	
9	64	28	28	11	64	11	39	11	11	91	7	
10	11	11	11	7	11	55	55	39	39	39	64	
11	28	55	55	28	55	64	64	64	91	64	28	
12	86	7	7	55	28	91	91	91	64	28	86	
13	55	86	91	91	91	28	28	28	28	21	21	
14	33	91	86	86	86	86	21	21	86	33		
15	7	33	21	33	33	21	21	86	86	33	8	
16	21	21	33	21	21	33	33	33	33	8	99	
17	91	78	8	8	8	8	8	8	8	99	3	
18	78	8	78	78	78	78	99	99	99	3	78	
19	8	3	3	99	99	99	78	78	3	78	76	
20	3	99	99	3	3	3	3	3	78	76	25	
21	57	30	30	76	76	76	76	76	76	25		
22	41	41	76	30	41	41	25	25	25	17		
23	99	76	41	41	25	25	41	71	17	71		
24	76	71	71	25	71	71	71	17	71	41		
25	71	4	4	71	17	17	17	41	41	31		
26	4	69	25	4	4	4	69	69	69	69		
27	69	51	17	17	69	69	4	51	31	51		
28	51	25	51	51	51	51	51	31	51	37		
29	37	17	69	69	37	37	31	37	37	38		
30	25	37	37	37	31	31	37	4	38	57		
31	17	38	38	38	38	38	38	38	4	4		
32	38	87	87	31	87	87	87	87	57	63		
33	87	63	63	87	63	63	63	63	63	13		
34	63	31	31	63	13	57	57	57	87			
35	31	13	13	13	30	13	13	13				
36	13	88	57	57	57	30						
37	88	23	88	23	88							
38	23	57	23	88								

Final Result		
1	22 CORDEROY Z.	Laps 11
2	6 STANLEY G.	0.333
3	14 NIXON J.	0.515
4	19 TALBOT J.	0.889
5	15 MCMANUS E.	7.001
6	10 REID S.	7.236
7	55 VALLELEY L.	12.774
8	39 BOURNE F.	13.052
9	7 DELVES L.	13.617
10	64 DURHAM A.	14.314
11	28 HARTGROVE A.	15.754
12	86 JENNER O.	20.307
13	21 BROOKS D.	20.471
14	33 FARRER C.	20.960
15	8 HALL C.	27.004
16	99 BEDNAREK J.	29.191
17	3 THOMSON C.	31.836
18	78 BOWER M.	32.879
19	76 VERWEY L.	39.351
20	25 JONES L.	43.274
21	17 ARMSTRONG K.	1 Lap
22	71 DRURY N.	1 Lap
23	41 LEATHERLAND L.	1 Lap
24	31 DAVIS J.	1 Lap
25	69 COYNE K.	1 Lap
26	51 BARRINGTON K.	1 Lap
27	37 BULL J.	1 Lap
28	38 OWENS M.	1 Lap
29	57 CRUMP S.	1 Lap
30	4 SMYTH A.	1 Lap
31	63 COWARD J.	1 Lap
32	13 CAMPBELL J.	1 Lap
33	11 LAFFINS S.	2 Laps
34	87 HOPPER J.	2 Laps
NC	30 COOK M.	5 Laps
NC	88 LEIGH H.	6 Laps
NC	23 CAIRNS A.	7 Laps
NC	77 VERWEY K.	
RET	91 ALDERSON J.	1 Lap


**Prosecco DOC UK Round, 2-4 July 2021**
**Lap Chart Race 2**
**2 / 4**
**Lap 1**

1	19	Talbot J.	1'40.696
2	6	Stanley G.	0.286
3	14	Nixon J.	0.506
4	22	Corderoy Z.	0.671
5	10	Reid S.	1.181
6	30	Cook M.	1.493
7	15	Mcmanus E.	1.667
8	39	Bourne F.	1.947
9	64	Durham A.	2.187
10	11	Laffins S.	2.228
11	28	Hartgrove A.	2.575
12	86	Jenner O.	3.015
13	55	Valleley L.	3.226
14	33	Farrer C.	3.293
15	7	Delves L.	3.602
16	21	Brooks D.	3.891
17	91	Alderson J.	4.358
18	78	Bower M.	4.433
19	8	Hall C.	4.680
20	3	Thomson C.	4.816
21	57	Crump S.	5.066
22	41	Leatherland L.	5.347
23	99	Bednarek J.	5.460
24	76	Verwey L.	6.881
25	71	Drury N.	7.219
26	4	Smyth A.	7.535
27	69	Coyne K.	7.688
28	51	Barrington K.	8.113
29	37	Bull J.	8.465
30	25	Jones L.	8.712
31	17	Armstrong K.	8.956
32	38	Owens M.	9.386
33	87	Hopper J.	9.637
34	63	Coward J.	10.007
35	31	Davis J.	11.624
36	13	Campbell J.	12.664
37	88	Leigh H.	14.777
38	23	Cairns A.	21.166

35	13	Campbell J.	19.486
36	88	Leigh H.	22.061
37	23	Cairns A.	37.400
38	57	Crump S.	38.330

<b>Lap 3</b>			
1	6	Stanley G.	4'52.603
2	19	Talbot J.	0.435
3	22	Corderoy Z.	0.564
4	14	Nixon J.	0.837
5	15	Mcmanus E.	1.928
6	10	Reid S.	2.349
7	39	Bourne F.	2.855
8	64	Durham A.	3.179
9	28	Hartgrove A.	3.339
10	11	Laffins S.	3.790
11	55	Valleley L.	4.102
12	7	Delves L.	4.296
13	91	Alderson J.	6.140
14	86	Jenner O.	6.594
15	21	Brooks D.	6.854
16	33	Farrer C.	6.872
17	8	Hall C.	7.919
18	78	Bower M.	8.455
19	3	Thomson C.	9.042
20	99	Bednarek J.	9.149
21	30	Cook M.	11.147
22	76	Verwey L.	11.986
23	41	Leatherland L.	13.196
24	71	Drury N.	16.076
25	4	Smyth A.	16.607
26	25	Jones L.	16.673
27	17	Armstrong K.	17.101
28	51	Barrington K.	17.489
29	69	Coyne K.	17.625
30	37	Bull J.	18.135
31	38	Owens M.	19.276
32	87	Hopper J.	20.601
33	63	Coward J.	20.987
34	31	Davis J.	21.108
35	13	Campbell J.	27.305
36	57	Crump S.	41.624
37	88	Leigh H.	57.456
38	23	Cairns A.	58.229

30	37	Bull J.	23.526
31	38	Owens M.	24.929
32	31	Davis J.	25.399
33	87	Hopper J.	26.244
34	63	Coward J.	26.910
35	13	Campbell J.	34.190
36	57	Crump S.	43.585
37	23	Cairns A.	1'21.808
38	88	Leigh H.	

**Lap 5**

1	6	Stanley G.	8'02.637
2	22	Corderoy Z.	0.240
3	14	Nixon J.	0.694
4	19	Talbot J.	1.170
5	15	Mcmanus E.	3.211
6	10	Reid S.	4.084
7	39	Bourne F.	5.662
8	7	Delves L.	6.036
9	64	Durham A.	6.289
10	11	Laffins S.	6.683
11	55	Valleley L.	7.035
12	28	Hartgrove A.	7.347
13	91	Alderson J.	7.491
14	86	Jenner O.	10.270
15	33	Farrer C.	10.441
16	21	Brooks D.	11.065
17	8	Hall C.	11.310
18	78	Bower M.	13.857
19	99	Bednarek J.	14.041
20	3	Thomson C.	14.484
21	76	Verwey L.	20.749
22	41	Leatherland L.	22.741
23	25	Jones L.	23.402
24	71	Drury N.	24.780
25	17	Armstrong K.	25.438
26	4	Smyth A.	26.964
27	69	Coyne K.	27.358
28	51	Barrington K.	28.096
29	37	Bull J.	28.841
30	31	Davis J.	29.218
31	38	Owens M.	30.333
32	87	Hopper J.	31.798
33	63	Coward J.	33.043
34	13	Campbell J.	41.428
35	30	Cook M.	44.934
36	57	Crump S.	45.773
37	88	Leigh H.	

**Lap 6**

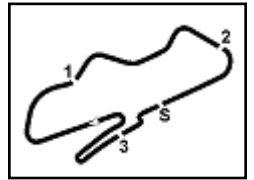
1	6	Stanley G.	9'37.777
2	22	Corderoy Z.	0.084
3	14	Nixon J.	0.398
4	19	Talbot J.	1.102
5	15	Mcmanus E.	3.685
6	10	Reid S.	4.387
7	7	Delves L.	6.739
8	39	Bourne F.	6.899
9	11	Laffins S.	7.303
10	55	Valleley L.	7.563
11	64	Durham A.	7.818
12	91	Alderson J.	8.118
13	28	Hartgrove A.	8.583
14	86	Jenner O.	11.793
15	21	Brooks D.	12.378
16	33	Farrer C.	12.660
17	8	Hall C.	13.069
18	78	Bower M.	16.345
19	99	Bednarek J.	16.916
20	3	Thomson C.	17.306
21	76	Verwey L.	23.427
22	41	Leatherland L.	26.644
23	25	Jones L.	26.818
24	71	Drury N.	28.159
25	17	Armstrong K.	28.643

**Lap 7**

1	22	Corderoy Z.	11'12.882
2	6	Stanley G.	0.305
3	14	Nixon J.	0.602
4	19	Talbot J.	1.041
5	15	Mcmanus E.	4.217
6	10	Reid S.	5.034
7	7	Delves L.	7.559
8	11	Laffins S.	8.025
9	39	Bourne F.	8.352
10	55	Valleley L.	8.427
11	64	Durham A.	8.990
12	91	Alderson J.	9.566
13	28	Hartgrove A.	10.503
14	86	Jenner O.	13.382
15	21	Brooks D.	13.605
16	33	Farrer C.	14.095
17	8	Hall C.	14.568
18	99	Bednarek J.	19.350
19	78	Bower M.	19.671
20	3	Thomson C.	19.959
21	76	Verwey L.	26.365
22	25	Jones L.	30.038
23	41	Leatherland L.	30.784
24	71	Drury N.	31.445
25	17	Armstrong K.	31.705
26	69	Coyne K.	36.748
27	4	Smyth A.	37.498
28	51	Barrington K.	37.786
29	31	Davis J.	38.064
30	37	Bull J.	38.446
31	38	Owens M.	39.136
32	87	Hopper J.	41.431
33	63	Coward J.	44.603
34	57	Crump S.	49.993
35	13	Campbell J.	57.097

**Lap 8**

1	22	Corderoy Z.	12'47.799
2	6	Stanley G.	0.396
3	14	Nixon J.	0.602
4	19	Talbot J.	0.858
5	15	Mcmanus E.	5.330
6	10	Reid S.	5.724
7	7	Delves L.	8.404
8	55	Valleley L.	8.765
9	11	Laffins S.	9.066
10	39	Bourne F.	9.496
11	64	Durham A.	10.096
12	91	Alderson J.	10.228
13	28	Hartgrove A.	10.826
14	21	Brooks D.	15.238
15	86	Jenner O.	15.816
16	33	Farrer C.	16.095
17	8	Hall C.	16.554
18	99	Bednarek J.	22.244
19	78	Bower M.	22.656
20	3	Thomson C.	23.162
21	76	Verwey L.	29.328
22	25	Jones L.	32.914
23	71	Drury N.	35.049
24	17	Armstrong K.	35.123
25	41	Leatherland L.	35.516



Donington Park 4.023 m

**Prosecco DOC UK Round, 2-4 July 2021**
**Lap Chart Race 2**

26	<b>69</b> Coyne K.	41.617	27	<b>51</b> Barrington K.	51.712
27	<b>51</b> Barrington K.	42.288	28	<b>37</b> Bull J.	52.444
28	<b>31</b> Davis J.	42.304	29	<b>38</b> Owens M.	54.000
29	<b>37</b> Bull J.	43.259	30	<b>57</b> Crump S.	55.937
30	<b>4</b> Smyth A.	43.873	31	<b>4</b> Smyth A.	57.308
31	<b>38</b> Owens M.	44.383	32	<b>63</b> Coward J.	1'02.179
32	<b>87</b> Hopper J.	46.504	33	<b>13</b> Campbell J.	1'18.897
33	<b>63</b> Coward J.	50.527			
34	<b>57</b> Crump S.	52.437			
35	<b>13</b> Campbell J.	1'04.515			

**Lap 11**

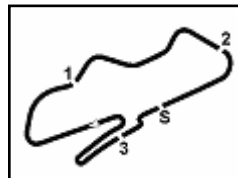
1	<b>22</b> Corderoy Z.	17'33.051
2	<b>6</b> Stanley G.	0.333
3	<b>14</b> Nixon J.	0.515
4	<b>19</b> Talbot J.	0.889
5	<b>15</b> Mcmanus E.	7.001
6	<b>10</b> Reid S.	7.236
7	<b>55</b> Valleley L.	12.774
8	<b>39</b> Bourne F.	13.052
9	<b>7</b> Delves L.	13.617
10	<b>64</b> Durham A.	14.314
11	<b>28</b> Hartgrove A.	15.754
12	<b>86</b> Jenner O.	20.307
13	<b>21</b> Brooks D.	20.471
14	<b>33</b> Farrer C.	20.960
15	<b>8</b> Hall C.	27.004
16	<b>99</b> Bednarek J.	29.191
17	<b>3</b> Thomson C.	31.836
18	<b>78</b> Bower M.	32.879
19	<b>76</b> Verwey L.	39.351
20	<b>25</b> Jones L.	43.274

**Lap 9**

1	<b>22</b> Corderoy Z.	14'22.900
2	<b>6</b> Stanley G.	0.323
3	<b>14</b> Nixon J.	0.452
4	<b>19</b> Talbot J.	0.646
5	<b>15</b> Mcmanus E.	5.994
6	<b>10</b> Reid S.	6.401
7	<b>7</b> Delves L.	9.194
8	<b>55</b> Valleley L.	9.399
9	<b>11</b> Laffins S.	9.624
10	<b>39</b> Bourne F.	9.999
11	<b>91</b> Alderson J.	10.297
12	<b>64</b> Durham A.	10.969
13	<b>28</b> Hartgrove A.	13.118
14	<b>21</b> Brooks D.	16.710
15	<b>86</b> Jenner O.	17.338
16	<b>33</b> Farrer C.	17.580
17	<b>8</b> Hall C.	19.791
18	<b>99</b> Bednarek J.	24.774
19	<b>3</b> Thomson C.	25.735
20	<b>78</b> Bower M.	26.234
21	<b>76</b> Verwey L.	31.959
22	<b>25</b> Jones L.	35.708
23	<b>17</b> Armstrong K.	38.448
24	<b>71</b> Drury N.	38.709
25	<b>41</b> Leatherland L.	39.379
26	<b>69</b> Coyne K.	46.316
27	<b>31</b> Davis J.	46.530
28	<b>51</b> Barrington K.	47.032
29	<b>37</b> Bull J.	47.645
30	<b>38</b> Owens M.	48.800
31	<b>4</b> Smyth A.	49.958
32	<b>57</b> Crump S.	54.078
33	<b>63</b> Coward J.	55.774
34	<b>87</b> Hopper J.	56.718
35	<b>13</b> Campbell J.	1'11.664

**Lap 10**

1	<b>22</b> Corderoy Z.	15'57.862
2	<b>6</b> Stanley G.	0.301
3	<b>14</b> Nixon J.	0.398
4	<b>19</b> Talbot J.	0.767
5	<b>15</b> Mcmanus E.	6.609
6	<b>10</b> Reid S.	7.010
7	<b>55</b> Valleley L.	11.047
8	<b>7</b> Delves L.	11.196
9	<b>91</b> Alderson J.	11.446
10	<b>39</b> Bourne F.	11.850
11	<b>64</b> Durham A.	12.418
12	<b>28</b> Hartgrove A.	14.314
13	<b>21</b> Brooks D.	18.416
14	<b>86</b> Jenner O.	18.751
15	<b>33</b> Farrer C.	19.384
16	<b>8</b> Hall C.	23.607
17	<b>99</b> Bednarek J.	27.325
18	<b>3</b> Thomson C.	28.791
19	<b>78</b> Bower M.	29.135
20	<b>76</b> Verwey L.	35.118
21	<b>25</b> Jones L.	38.768
22	<b>17</b> Armstrong K.	42.229
23	<b>71</b> Drury N.	42.513
24	<b>41</b> Leatherland L.	43.310
25	<b>31</b> Davis J.	50.725
26	<b>69</b> Coyne K.	51.440



Donington Park 4.023 m

4 / 4

## Prosecco DOC UK Round, 2-4 July 2021

### Lap Chart Race 2

#### Race Pace Comparison

	22 Cor	6 Sta	14 Nix	19 Tal	15 Mcm	10 Rei	55 Val	39 Bou	7 Del	64 Dur	28 Har	86 Jen	21 Bro	33 Far
1	1'41.367	1'40.982	1'41.202	1'40.696	1'42.363	1'41.877	1'43.922	1'42.643	1'44.298	1'42.883	1'43.271	1'43.711	1'44.587	1'43.989
2	1'36.208	1'36.176	1'36.551	1'36.764	1'36.053	1'36.290	1'36.972	1'36.784	1'36.804	1'36.731	1'36.518	1'37.865	1'37.934	1'38.062
3	1'35.592	1'35.445	1'35.687	1'35.578	1'36.115	1'36.785	1'35.811	1'36.031	1'35.797	1'36.168	1'36.153	1'37.621	1'36.936	1'37.424
4	1'34.897	1'35.095	1'35.263	1'35.471	1'35.634	1'35.762	1'36.862	1'36.099	1'35.932	1'36.237	1'37.041	1'36.758	1'37.588	1'37.101
5	<b>1'34.813</b>	<b>1'34.939</b>	<b>1'34.628</b>	1'35.298	1'35.683	1'36.007	1'36.105	1'36.742	1'35.842	1'36.907	1'37.001	1'36.952	1'36.657	<b>1'36.502</b>
6	1'34.984	1'35.140	1'34.844	1'35.072	1'35.614	1'35.443	1'35.668	1'36.377	1'35.843	1'36.669	1'36.376	1'36.663	1'36.453	1'37.359
7	1'35.021	1'35.410	1'35.309	1'35.044	1'35.637	1'35.752	1'35.969	1'36.558	1'35.925	1'36.277	1'37.025	1'36.694	<b>1'36.332</b>	1'36.540
8	1'34.917	1'35.008	1'34.917	<b>1'34.734</b>	1'36.030	1'35.607	<b>1'35.255</b>	1'36.061	<b>1'35.762</b>	1'36.023	<b>1'35.240</b>	1'37.351	1'36.550	1'36.917
9	1'35.101	1'35.028	1'34.951	1'34.889	1'35.765	1'35.778	1'35.735	<b>1'35.604</b>	1'35.891	<b>1'35.974</b>	1'37.393	1'36.623	1'36.573	1'36.586
10	1'34.962	1'34.940	1'34.908	1'35.083	<b>1'35.577</b>	1'35.571	1'36.610	1'36.813	1'36.964	1'36.411	1'36.158	<b>1'36.375</b>	1'36.668	1'36.766
11	1'35.189	1'35.221	1'35.306	1'35.311	1'35.581	<b>1'35.415</b>	1'36.916	1'36.391	1'37.610	1'37.085	1'36.629	1'36.745	1'37.244	1'36.765

	8 Hal	99 Bed	3 Tho	78 Bow	76 VeL	25 Jon	17 Arm	71 Dru	41 Lea	31 Dav	69 Coy	51 Bar	37 Bul	38 Owe
1	1'45.376	1'46.156	1'45.512	1'45.129	1'47.577	1'49.408	1'49.652	1'47.915	1'46.043	1'52.320	1'48.384	1'48.809	1'49.161	1'50.082
2	1'38.080	1'38.057	1'38.289	1'37.811	1'38.689	1'39.855	1'39.839	1'40.193	1'39.798	1'40.927	1'40.418	1'40.250	1'41.025	1'40.697
3	1'37.066	1'37.539	1'37.844	1'38.118	1'38.323	1'40.013	1'40.213	1'40.571	1'39.958	1'40.464	1'41.426	1'41.033	1'40.552	1'41.100
4	1'36.765	1'37.393	1'37.777	<b>1'37.566</b>	1'38.299	1'38.424	1'39.817	1'39.442	1'39.676	1'39.386	1'40.119	1'40.039	1'40.486	1'40.748
5	1'36.660	1'37.533	1'37.699	1'37.870	1'40.498	1'38.339	1'38.554	1'39.296	1'39.903	<b>1'38.758</b>	1'39.648	1'40.602	1'40.254	1'40.343
6	1'36.899	1'38.015	1'37.962	1'37.628	1'37.818	1'38.556	1'38.345	1'38.519	1'39.043	1'39.506	1'40.244	1'39.938	1'39.566	1'39.580
7	<b>1'36.604</b>	1'37.539	1'37.758	1'38.431	1'38.043	1'38.325	<b>1'38.167</b>	<b>1'38.391</b>	1'39.245	1'39.585	<b>1'39.391</b>	1'39.997	1'40.284	<b>1'39.468</b>
8	1'36.903	1'37.811	1'38.120	1'37.902	1'37.880	<b>1'37.793</b>	1'38.335	1'38.521	1'39.649	1'39.157	1'39.786	<b>1'39.419</b>	1'39.730	1'40.164
9	1'38.338	1'37.631	<b>1'37.674</b>	1'38.679	<b>1'37.732</b>	1'37.895	1'38.426	1'38.761	1'38.964	1'39.327	1'39.800	1'39.845	<b>1'39.487</b>	1'39.518
10	1'38.778	1'37.513	1'38.018	1'37.863	1'38.121	1'38.022	1'38.743	1'38.766	<b>1'38.893</b>	1'39.157	1'40.086	1'39.642	1'39.761	1'40.162
11	1'38.586	<b>1'37.055</b>	1'38.234	1'38.933	1'39.422	1'39.695								

	91 Ald	57 Cru	4 Smy	63 Cow	13 Cam	11 Laf	87 Hop	30 Coe	88 Lei	23 Cai
1	1'45.054	1'45.762	1'48.231	1'50.703	1'53.360	1'42.924	1'50.333	1'42.189	1'55.473	2'01.862
2	1'36.961	2'09.726	1'40.443	1'41.829	1'43.284	1'37.293	1'41.976	1'42.456	<b>1'43.746</b>	<b>1'52.696</b>
3	1'36.728	1'38.739	1'40.536	1'41.058	1'43.264	1'36.176	1'40.895	<b>1'39.105</b>	2'10.840	1'56.274
4	1'35.746	1'37.056	<b>1'40.181</b>	1'41.018	<b>1'41.980</b>	1'36.099	1'40.738	1'39.733	6'29.481	1'58.674
5	1'35.639	1'37.127	1'40.210	1'41.072	1'42.177	1'36.828	1'40.493	2'04.088	1'49.709	
6	1'35.767	1'37.026	1'40.535	1'41.115	1'42.948	1'35.760	1'40.009	4'03.293		
7	1'36.553	1'37.439	1'40.244	1'40.690	1'42.966	1'35.827	<b>1'39.869</b>			
8	1'35.579	1'37.361	1'41.292	1'40.841	1'42.335	1'35.958	1'39.990			
9	<b>1'35.170</b>	<b>1'36.742</b>	1'41.186	<b>1'40.348</b>	1'42.250	<b>1'35.659</b>	1'45.315			
10	1'36.111	1'36.821	1'42.312	1'41.367	1'42.195					





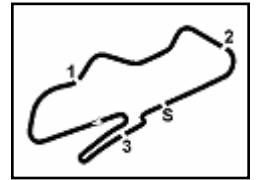








35



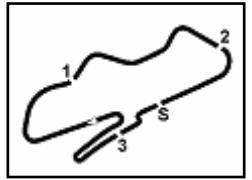
Donington Park 4.023 m

# Prosecco DOC UK Round, 2-4 July 2021

## Analysis Race 2

Start at 12:32'49.488

5 / 5



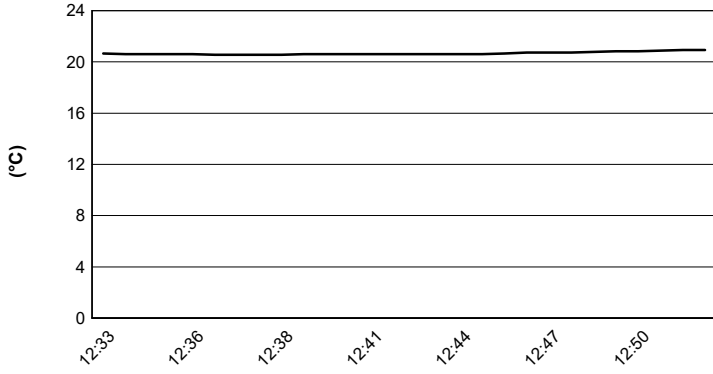
Donington Park 4.023 m

**Prosecco DOC UK Round, 2-4 July 2021**

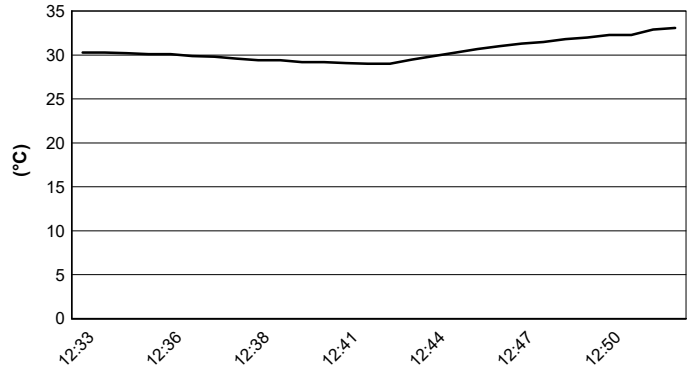
**Weather Report Race 2**

Session started 12:33 - Session ended 12:52

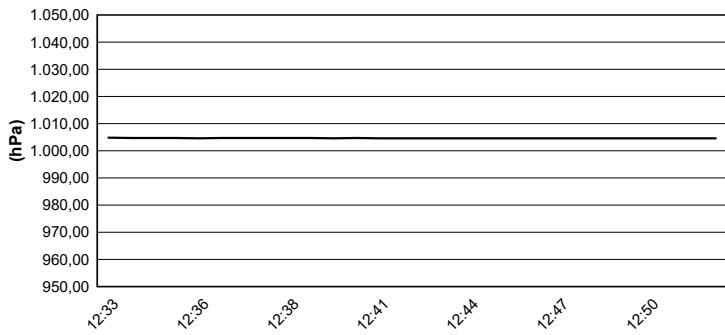
**Air Temperature**



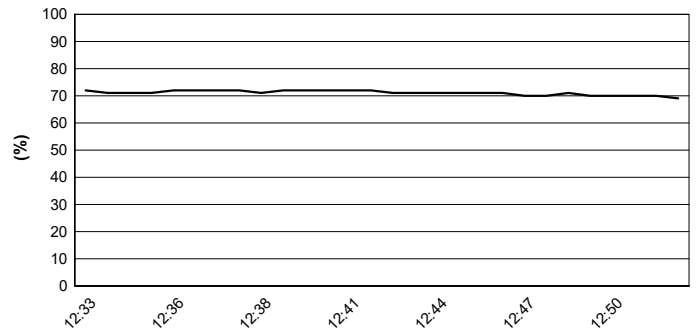
**Track Temperature**



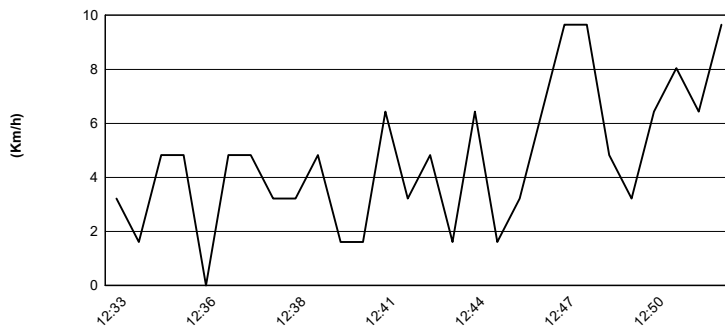
**Air Pressure**



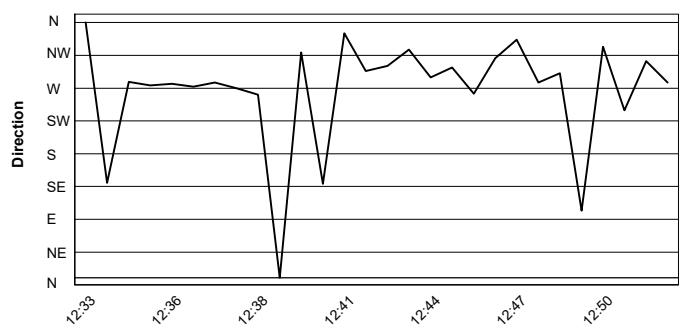
**Humidity**



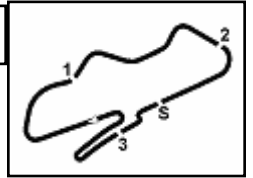
**Wind Speed**



**Wind Direction**



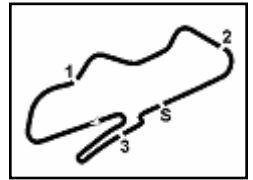
04/07/2021



## Prosecco DOC UK Round, 2-4 July 2021

### Fastest Laps Race 2

	No.	Rider	Nat	Team	Bike	Lap	Time	Gap
1	14	J. NIXON	GBR	Santander Salt	Yamaha	5	1'34.628	
2	19	J. TALBOT	GBR	JR Performance Racing	Kawasaki	8	1'34.734	0.106
3	22	Z. CORDEROY	GBR	Binch Racing	Yamaha	5	1'34.813	0.185
4	6	G. STANLEY	GBR	Ready4Racing Vision Team	Kawasaki	5	1'34.939	0.311
5	91	J. ALDERSON	GBR	R Alderson and Sons Racing	Triumph	9	1'35.170	0.542
6	28	A. HARTGROVE	GBR	Adam Hartgrove Racing	Yamaha	8	1'35.240	0.612
7	55	L. VALLELEY	GBR	Code Blue Racing / Team V	Yamaha	8	1'35.255	0.627
8	10	S. REID	GBR	Simon Reid Racing	Yamaha	11	1'35.415	0.787
9	15	E. MCMANUS	GBR	Affinity Sports Academy	Kawasaki	10	1'35.577	0.949
10	39	F. BOURNE	GBR	Chris Walker Kawasaki	Kawasaki	9	1'35.604	0.976
11	11	S. LAFFINS	GBR	Sam Laffins Racing / G&S Racing	Kawasaki	9	1'35.659	1.031
12	7	L. DELVES	GBR	JR Performance Racing	Kawasaki	8	1'35.762	1.134
13	64	A. DURHAM	GBR	Affinity Sports Academy	Kawasaki	9	1'35.974	1.346
14	21	D. BROOKS	GBR	Ready4Racing Vision Team	Kawasaki	7	1'36.332	1.704
15	86	O. JENNER	GBR	Affinity Sports Academy	Kawasaki	10	1'36.375	1.747
16	33	C. FARRER	GBR	Mortimer Racing / Appleyard Academy	Yamaha	5	1'36.502	1.874
17	8	C. HALL	GBR	Triple M Vehicles Sales	Kawasaki	7	1'36.604	1.976
18	57	S. CRUMP	AUS	Affinity Sports Academy	Kawasaki	9	1'36.742	2.114
19	99	J. BEDNAREK	GBR	CF Motorsport	Yamaha	11	1'37.055	2.427
20	78	M. BOWER	GBR	4T2 Racing	Kawasaki	4	1'37.566	2.938
21	3	C. THOMSON	GBR	Utliligence / AH Performance	Yamaha	9	1'37.674	3.046
22	76	L. VERWEY	GBR	Team XG Racing	Kawasaki	9	1'37.732	3.104
23	25	L. JONES	GBR	Lewis Jones Racing	Kawasaki	8	1'37.793	3.165
24	17	K. ARMSTRONG	GBR	Dan Bones / Lincolnshire Racing Mulis	Kawasaki	7	1'38.167	3.539
25	71	N. DRURY	GBR	Dragon Racing	Kawasaki	7	1'38.391	3.763
26	31	J. DAVIS	GBR	Utliligence /AH Performance	Yamaha	5	1'38.758	4.130
27	41	L. LEATHERLAND	GBR	GL Fabrications Racing	Yamaha	10	1'38.893	4.265
28	30	M. COOK	GBR	FS-3 Racing	Kawasaki	3	1'39.105	4.477
29	69	K. COYNE	IRL	Kevin Coyne Racing 64	Kawasaki	7	1'39.391	4.763
30	51	K. BARRINGTON	GBR	Slipscreens / TKB Racing	Kawasaki	8	1'39.419	4.791
31	38	M. OWENS	GBR	R&R Racing	Yamaha	7	1'39.468	4.840
32	37	J. BULL	GBR	James Bull Racing	MV Agusta	9	1'39.487	4.859
33	87	J. HOPPER	GBR	JMH Racing	Yamaha	7	1'39.869	5.241
34	4	A. SMYTH	GBR	MPW Kawasaki by Blackwater Graphic	Kawasaki	4	1'40.181	5.553
35	63	J. COWARD	GBR	Coward Racing	Kawasaki	9	1'40.348	5.720
36	13	J. CAMPBELL	GBR	Jake Campbell Racing	Kawasaki	4	1'41.980	7.352
37	88	H. LEIGH	GBR	CVM Motorsport	Kawasaki	2	1'43.746	9.118
38	23	A. CAIRNS	GBR	Cairns Racing	Yamaha	2	1'52.696	18.068



Donington Park 4.023 m

**Prosecco DOC UK Round, 2-4 July 2021**  
**Starting Grid - Race 3 (12 Laps x 4,023 km = 48,276 km)**

1	1	14 NIXON J. Yamaha	2	19 TALBOT J. Kawasaki	3	22 CORDEROY Z. Yamaha
2	4	6 STANLEY G. Kawasaki	5	28 HARTGROVE A. Yamaha	6	55 VALLELEY L. Yamaha
3	7	10 REID S. Yamaha	8	15 MCMANUS E. Kawasaki	9	39 BOURNE F. Kawasaki
4	10	11 LAFFINS S. Kawasaki	11	7 DELVES L. Kawasaki	12	64 DURHAM A. Kawasaki
5	13	21 BROOKS D. Kawasaki	14	86 JENNER O. Kawasaki	15	33 FARRER C. Yamaha
6	16	8 HALL C. Kawasaki	17	57 CRUMP S. Kawasaki	18	99 BEDNAREK J. Yamaha
7	19	78 BOWER M. Kawasaki	20	3 THOMSON C. Yamaha	21	76 VERWEY L. Kawasaki
8	22	25 JONES L. Kawasaki	23	17 ARMSTRONG K. Kawasaki	24	71 DRURY N. Kawasaki
9	25	31 DAVIS J. Yamaha	26	* 77 VERWEY K. Kawasaki	27	41 LEATHERLAND L. Yamaha
10	28	30 COOK M. Kawasaki	29	69 COYNE K. Kawasaki	30	51 BARRINGTON K. Kawasaki
11	31	38 OWENS M. Yamaha	32	37 BULL J. MV Agusta	33	87 HOPPER J. Yamaha
12	34	4 SMYTH A. Kawasaki	35	63 COWARD J. Kawasaki	36	13 CAMPBELL J. Kawasaki
13	37	88 LEIGH H. Kawasaki	38	23 CAIRNS A. Yamaha		