

# Prosecco DOC UK Round, 2-4 July 2021

## Results Race 2

Donington Park 4.023 m

Laps 10 = 40,230 km - Avg 152,329 km/h - Race Time 15'50.757

No.	Rider	Nat	Team	Bike	Laps	Time	Gap	Rel.	Fastest Lap
1	<b>1 DAY</b> Josh	GBR	Host-It.co.uk Racing Team	Ducati	10	15'50.757		4	<b>1'34.381</b>
2	<b>75 PINSON</b> Elliott	GBR	Symcirus Motorsport	Ducati	10	15'52.165	<b>1.408</b>	<b>1.408</b>	4 1'34.553
3	<b>44 BEST</b> Edmund	GBR	Symcirus Motorsport	Ducati	10	16'00.889	<b>10.132</b>	<b>8.724</b>	2 1'35.189
4	<b>9 WALKER</b> Chris	GBR	4T2 Racing	Ducati	10	16'01.265	<b>10.508</b>	<b>0.376</b>	5 1'35.288
5	<b>86 SHOUBRIDGE</b> David	GBR	Rich Energy Ducati	Ducati	10	16'07.213	<b>16.456</b>	<b>5.948</b>	10 1'35.532
6	<b>2 NEVE</b> Craig	GBR	CN Racing	Ducati	10	16'09.877	<b>19.120</b>	<b>2.664</b>	2 1'35.587
7	<b>4 MCGUINNESS</b> John	GBR	Blue Earth Construction	Ducati	10	16'10.155	<b>19.398</b>	<b>0.278</b>	8 1'36.226
8	<b>3 COX</b> Sam	GBR	Sam Cox Racing	Ducati	10	16'11.800	<b>21.043</b>	<b>1.645</b>	9 1'36.129
9	<b>43 BULPIN</b> Seb	GBR	Seb Bulpin Racing	Ducati	10	16'14.534	<b>23.777</b>	<b>2.734</b>	9 1'36.475
10	<b>17 STEVENS</b> Carl	GBR	Freeman Harris Solicitors Ducati	Ducati	10	16'23.727	<b>32.970</b>	<b>9.193</b>	4 1'37.275
11	<b>59 SOLERA</b> Alberto	GBR	Highsparks	Ducati	10	16'27.473	<b>36.716</b>	<b>3.746</b>	2 1'37.014
12	<b>64 TUSTIN</b> Michael	GBR	AH Performance	Ducati	10	16'27.714	<b>36.957</b>	<b>0.241</b>	4 1'37.428
13	<b>14 LOFTHOUSE</b> Max	GBR	JDF Racing	Ducati	10	16'28.761	<b>38.004</b>	<b>1.047</b>	10 1'37.505
14	<b>92 JONES</b> Matthew	GBR	Dragon Racing	Ducati	10	16'30.881	<b>40.124</b>	<b>2.120</b>	8 1'37.894
15	<b>11 FALLA</b> Ben	GBR	True Heros Racing	Ducati	10	16'31.006	<b>40.249</b>	<b>0.125</b>	8 1'38.008
16	<b>36 POTTER</b> Ewan	GBR	AH Performance	Ducati	10	16'33.992	<b>43.235</b>	<b>2.986</b>	9 1'38.149
17	<b>42 CURRIE</b> Craig	GBR	4T2 Racing	Ducati	10	16'37.017	<b>46.260</b>	<b>3.025</b>	10 1'38.484
18	<b>33 QUAYLE</b> Iliam	GBR	IQ Racing	Ducati	10	16'37.099	<b>46.342</b>	<b>0.082</b>	8 1'38.575
19	<b>24 MCLAUGHLIN</b> Lee	GBR	JAC Racing	Ducati	10	16'37.643	<b>46.886</b>	<b>0.544</b>	9 1'38.228
20	<b>40 BOUCHER</b> Daniel	GBR	LBW Racing	Ducati	10	16'39.011	<b>48.254</b>	<b>1.368</b>	10 1'37.143
21	<b>5 STEVENS</b> Matt	GBR	Tech 5 Racing	Ducati	10	16'45.341	<b>54.584</b>	<b>6.330</b>	4 1'39.020
22	<b>19 BASTABLE</b> Simon	GBR	Simon Bastable Racing	Ducati	10	16'47.971	<b>57.214</b>	<b>2.630</b>	8 1'39.605
23	<b>90 KENNELLY</b> Craig	GBR	Resideo Racing	Ducati	10	16'51.817	<b>1'01.060</b>	<b>3.846</b>	9 1'39.720
24	<b>12 TAYLOR</b> Stephen	GBR	STR Racing Team #2	Ducati	10	16'54.902	<b>1'04.145</b>	<b>3.085</b>	7 1'40.091
25	<b>6 HASLER</b> Peter	GBR	Art of Racing	Ducati	10	17'02.855	<b>1'12.098</b>	<b>7.953</b>	6 1'40.621
26	<b>32 HUGHES</b> Arron	GBR	Art of Racing	Ducati	10	17'03.292	<b>1'12.535</b>	<b>0.437</b>	2 1'40.928
27	<b>8 COMPTON</b> Andre	GBR	Blue Earth Construction	Ducati	10	17'03.495	<b>1'12.738</b>	<b>0.203</b>	5 1'40.534
28	<b>21 VENN</b> Matt	GBR	Unique Motorsport	Ducati	10	17'03.983	<b>1'13.226</b>	<b>0.488</b>	3 1'40.891
29	<b>45 STEVENS</b> Tom	GBR	Tech 5 Racing	Ducati	10	17'05.079	<b>1'14.322</b>	<b>1.096</b>	7 1'40.308
30	<b>31 BAINBRIDGE</b> Matt	GBR	Marvel HCL Motorsport	Ducati	10	17'10.910	<b>1'20.153</b>	<b>5.831</b>	7 1'40.950
31	<b>30 BOOTH</b> Andy	GBR	ARBRacing.com	Ducati	9	15'57.981	<b>1 Lap</b>	<b>1 Lap</b>	4 1'44.173
32	<b>87 FLETCHER</b> David	GBR	Arrow Racing	Ducati	9	16'19.433	<b>1 Lap</b>	<b>21.452</b>	6 1'46.711
33	<b>34 WATKINS</b> Christopher	GBR	Arrow Racing	Ducati	9	16'20.767	<b>1 Lap</b>	<b>1.334</b>	3 1'46.987
----- Not Classified -----									
RET	<b>7 LONG</b> Mike	GBR	True Heros Racing	Ducati	8	14'18.920	<b>2 Laps</b>		6 1'41.866
RET	<b>49 SAVAGE</b> Oliver	GBR	R Racing	Ducati	5	8'31.133	<b>5 Laps</b>		4 1'40.252
RET	<b>89 JONES</b> David	GBR	Dragon Racing	Ducati	4	6'27.098	<b>6 Laps</b>		4 1'35.519
RET	<b>25 FLOWER</b> Matt	GBR	My Ductwork Ducati Racing	Ducati	4	7'24.940	<b>6 Laps</b>		2 1'46.505
RET	<b>16 BUCHANAN</b> James	GBR	VMGS Racing	Ducati	0				
NS	<b>912 HAMBRO</b> Murray	GBR	Legless Racing	Ducati					
----- Disqualified -----									
DSQ	<b>18 SPENCER-FLEET</b> Richard	GBR	RSF Racing / Army Motorcycle RDucati		8	13'50.387	<b>2 Laps</b>		3 1'37.869

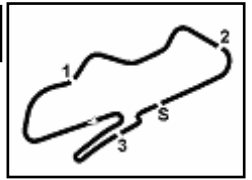
Starting: 40 Classified: 33 Not Classified: 0 Retired: 5 Not Started: 1 Disqualified: 1

Fastest Lap N. 4 No. 1 Josh Day Time 1'34.381 Avg. 153,450 Km/h

Humidity:	74%	AIR	20°C
Condition:	Dry	Temp:	29°C

Start 04/07/2021 11:50 End 12:07

The results are provisional until the end of the time limit for protests and appeals and the completion of the technical checks.



# Prosecco DOC UK Round, 2-4 July 2021

## Top Speeds Race 2

**RESULTS**

1	1 DAY Josh	Ducati	Laps 10
2	75 PINSON Elliott	Ducati	1.408
3	44 BEST Edmund	Ducati	10.132
4	9 WALKER Chris	Ducati	10.508
5	86 SHOUBRIDGE David	Ducati	16.456
6	2 NEVE Craig	Ducati	19.120
7	4 MCGUINNESS John	Ducati	19.398
8	3 COX Sam	Ducati	21.043
9	43 BULPIN Seb	Ducati	23.777
10	17 STEVENS Carl	Ducati	32.970
11	59 SOLERA Alberto	Ducati	36.716
12	64 TUSTIN Michael	Ducati	36.957
13	14 LOFTHOUSE Max	Ducati	38.004
14	92 JONES Matthew	Ducati	40.124
15	11 FALLA Ben	Ducati	40.249
16	36 POTTER Ewan	Ducati	43.235
17	42 CURRIE Craig	Ducati	46.260
18	33 QUAYLE Iliam	Ducati	46.342
19	24 MCLAUGHLIN Lee	Ducati	46.886
20	40 BOUCHER Daniel	Ducati	48.254
21	5 STEVENS Matt	Ducati	54.584
22	19 BASTABLE Simon	Ducati	57.214
23	90 KENNELLY Craig	Ducati	1'01.060
24	12 TAYLOR Stephen	Ducati	1'04.145
25	6 HASLER Peter	Ducati	1'12.098
26	32 HUGHES Arron	Ducati	1'12.535
27	8 COMPTON Andre	Ducati	1'12.738
28	21 VENN Matt	Ducati	1'13.226
29	45 STEVENS Tom	Ducati	1'14.322
30	31 BAINBRIDGE Matt	Ducati	1'20.153
31	30 BOOTH Andy	Ducati	1 Lap
32	87 FLETCHER David	Ducati	1 Lap
33	34 WATKINS Christopher	Ducati	1 Lap
RET	7 LONG Mike	Ducati	2 Laps
RET	49 SAVAGE Oliver	Ducati	5 Laps
RET	89 JONES David	Ducati	6 Laps
RET	25 FLOWER Matt	Ducati	6 Laps
RET	16 BUCHANAN James	Ducati	
NS	912 HAMBRO Murray	Ducati	
DSQ	18 SPENCER-FLEET Richard	Ducati	2 Laps

**SPEED**

1	18 SPENCER-FLEET Richard	Ducati	241.7
2	3 COX Sam	Ducati	241.2
3	17 STEVENS Carl	Ducati	241.2
4	1 DAY Josh	Ducati	240.7
5	44 BEST Edmund	Ducati	240.7
6	89 JONES David	Ducati	240.7
7	40 BOUCHER Daniel	Ducati	240.7
8	12 TAYLOR Stephen	Ducati	240.7
9	59 SOLERA Alberto	Ducati	240.1
10	36 POTTER Ewan	Ducati	239.6
11	9 WALKER Chris	Ducati	239.6
12	11 FALLA Ben	Ducati	239.6
13	32 HUGHES Arron	Ducati	239.6
14	33 QUAYLE Iliam	Ducati	238.5
15	43 BULPIN Seb	Ducati	238.5
16	86 SHOUBRIDGE David	Ducati	238.5
17	75 PINSON Elliott	Ducati	238.5
18	92 JONES Matthew	Ducati	238.0
19	64 TUSTIN Michael	Ducati	237.5
20	2 NEVE Craig	Ducati	237.5
21	4 MCGUINNESS John	Ducati	237.0
22	49 SAVAGE Oliver	Ducati	236.4
23	14 LOFTHOUSE Max	Ducati	235.9
24	42 CURRIE Craig	Ducati	235.9
25	8 COMPTON Andre	Ducati	235.4
26	5 STEVENS Matt	Ducati	234.9
27	90 KENNELLY Craig	Ducati	234.9
28	45 STEVENS Tom	Ducati	232.9
29	21 VENN Matt	Ducati	231.9
30	6 HASLER Peter	Ducati	231.9
31	19 BASTABLE Simon	Ducati	229.9
32	7 LONG Mike	Ducati	229.9
33	25 FLOWER Matt	Ducati	228.4
34	31 BAINBRIDGE Matt	Ducati	227.9
35	24 MCLAUGHLIN Lee	Ducati	227.0
36	30 BOOTH Andy	Ducati	226.5
37	87 FLETCHER David	Ducati	221.9
38	34 WATKINS Christopher	Ducati	214.8

**SEG. 1**

1	1 DAY Josh	20.178
2	75 PINSON Elliott	20.265
3	89 JONES David	20.320
4	86 SHOUBRIDGE David	20.329
5	44 BEST Edmund	20.357
6	9 WALKER Chris	20.380
7	2 NEVE Craig	20.445
8	3 COX Sam	20.548
9	43 BULPIN Seb	20.568
10	17 STEVENS Carl	20.575
11	4 MCGUINNESS John	20.651
12	40 BOUCHER Daniel	20.710
13	18 SPENCER-FLEET Richa	20.748
14	92 JONES Matthew	20.769
15	59 SOLERA Alberto	20.776
16	11 FALLA Ben	20.826
17	64 TUSTIN Michael	20.863
18	36 POTTER Ewan	20.940
19	42 CURRIE Craig	21.046
20	14 LOFTHOUSE Max	21.077
21	5 STEVENS Matt	21.098
22	33 QUAYLE Iliam	21.154
23	8 COMPTON Andre	21.155
24	49 SAVAGE Oliver	21.186
25	24 MCLAUGHLIN Lee	21.243
26	19 BASTABLE Simon	21.274
27	21 VENN Matt	21.293
28	12 TAYLOR Stephen	21.312
29	90 KENNELLY Craig	21.332
30	31 BAINBRIDGE Matt	21.368
31	6 HASLER Peter	21.380
32	32 HUGHES Arron	21.481
33	45 STEVENS Tom	21.507
34	7 LONG Mike	21.512
35	30 BOOTH Andy	21.997
36	34 WATKINS Christopher	22.415
37	87 FLETCHER David	22.701
38	25 FLOWER Matt	22.713

**SEG. 2**

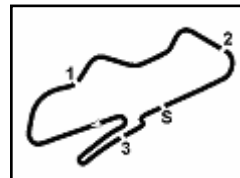
1	75 PINSON Elliott	25.563
2	1 DAY Josh	25.581
3	2 NEVE Craig	25.833
4	89 JONES David	25.835
5	9 WALKER Chris	25.936
6	44 BEST Edmund	25.969
7	86 SHOUBRIDGE David	26.021
8	3 COX Sam	26.070
9	43 BULPIN Seb	26.070
10	4 MCGUINNESS John	26.113
11	14 LOFTHOUSE Max	26.233
12	59 SOLERA Alberto	26.357
13	11 FALLA Ben	26.416
14	40 BOUCHER Daniel	26.420
15	17 STEVENS Carl	26.487
16	18 SPENCER-FLEET Richa	26.551
17	64 TUSTIN Michael	26.551
18	92 JONES Matthew	26.569
19	24 MCLAUGHLIN Lee	26.619
20	36 POTTER Ewan	26.887
21	42 CURRIE Craig	26.899
22	33 QUAYLE Iliam	26.913
23	19 BASTABLE Simon	27.025
24	12 TAYLOR Stephen	27.053
25	49 SAVAGE Oliver	27.057
26	8 COMPTON Andre	27.094
27	5 STEVENS Matt	27.110
28	6 HASLER Peter	27.155
29	21 VENN Matt	27.155
30	90 KENNELLY Craig	27.193
31	45 STEVENS Tom	27.352
32	32 HUGHES Arron	27.361
33	31 BAINBRIDGE Matt	27.649
34	7 LONG Mike	27.802
35	30 BOOTH Andy	28.621
36	34 WATKINS Christopher	28.783
37	87 FLETCHER David	29.292
38	25 FLOWER Matt	29.953

**SEG. 3**

1	75 PINSON Elliott	23.599
2	44 BEST Edmund	23.718
3	1 DAY Josh	23.727
4	86 SHOUBRIDGE David	23.862
5	89 JONES David	23.911
6	9 WALKER Chris	23.913
7	4 MCGUINNESS John	24.074
8	3 COX Sam	24.087
9	2 NEVE Craig	24.101
10	43 BULPIN Seb	24.127
11	59 SOLERA Alberto	24.158
12	92 JONES Matthew	24.256
13	64 TUSTIN Michael	24.286
14	14 LOFTHOUSE Max	24.301
15	17 STEVENS Carl	24.310
16	11 FALLA Ben	24.326
17	40 BOUCHER Daniel	24.411
18	24 MCLAUGHLIN Lee	24.486
19	18 SPENCER-FLEET Richa	24.499
20	36 POTTER Ewan	24.515
21	33 QUAYLE Iliam	24.539
22	42 CURRIE Craig	24.615
23	90 KENNELLY Craig	24.669
24	5 STEVENS Matt	24.716
25	12 TAYLOR Stephen	24.757
26	49 SAVAGE Oliver	24.758
27	19 BASTABLE Simon	24.792
28	32 HUGHES Arron	25.087
29	45 STEVENS Tom	25.101
30	31 BAINBRIDGE Matt	25.130
31	8 COMPTON Andre	25.134
32	7 LONG Mike	25.226
33	6 HASLER Peter	25.242
34	21 VENN Matt	25.268
35	25 FLOWER Matt	25.925
36	30 BOOTH Andy	26.033
37	87 FLETCHER David	26.436
38	34 WATKINS Christopher	26.449

**SEG. 4**

1	1 DAY Josh	24.619
2	75 PINSON Elliott	24.882
3	86 SHOUBRIDGE David	24.892
4	44 BEST Edmund	24.955
5	9 WALKER Chris	24.957
6	89 JONES David	25.146
7	3 COX Sam	25.186
8	2 NEVE Craig	25.208
9	4 MCGUINNESS John	25.248
10	40 BOUCHER Daniel	25.288
11	42 CURRIE Craig	25.370
12	36 POTTER Ewan	25.380
13	43 BULPIN Seb	25.453
14	17 STEVENS Carl	25.517
15	64 TUSTIN Michael	25.520
16	59 SOLERA Alberto	25.583
17	18 SPENCER-FLEET Richa	25.627
18	14 LOFTHOUSE Max	25.643
19	33 QUAYLE Iliam	25.664
20	24 MCLAUGHLIN Lee	25.698
21	92 JONES Matthew	25.786
22	11 FALLA Ben	25.802
23	19 BASTABLE Simon	25.866
24	90 KENNELLY Craig	25.891
25	5 STEVENS Matt	25.932
26	45 STEVENS Tom	25.952
27	6 HASLER Peter	26.265
28	12 TAYLOR Stephen	26.360
29	8 COMPTON Andre	26.375
30	49 SAVAGE Oliver	26.445
31	7 LONG Mike	26.467
32	31 BAINBRIDGE Matt	26.510
33	32 HUGHES Arron	26.616
34	21 VENN Matt	26.785
35	30 BOOTH Andy	27.112
36	25 FLOWER Matt	27.871
37	87 FLETCHER David	27.882
38	34 WATKINS Christopher	28.507



Donington Park 4.023 m

1 / 4

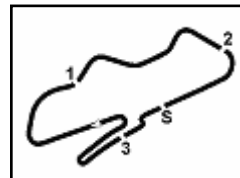
Prosecco DOC UK Round, 2-4 July 2021

Lap Chart Race 2

	Lap									
	1	2	3	4	5	6	7	8	9	10
1	75	1	1	1	1	1	1	1	1	1
2	1	75	75	75	75	75	75	75	75	75
3	9	44	44	44	44	44	44	44	44	44
4	44	9	9	9	9	9	9	9	9	9
5	89	89	89	89	2	2	2	2	86	86
6	2	2	2	2	4	4	86	86	2	2
7	4	4	4	4	3	86	4	4	4	4
8	43	3	3	3	86	3	3	3	3	3
9	3	43	43	86	43	43	43	43	43	43
10	86	86	86	43	59	59	59	59	17	17
11	17	59	59	59	17	17	17	17	59	59
12	59	17	17	17	18	18	64	64	64	64
13	92	92	18	92	64	64	18	14	14	14
14	18	18	92	18	92	14	14	92	92	92
15	11	11	64	64	14	92	92	11	11	11
16	14	14	14	14	11	11	11	36	36	36
17	64	64	11	11	36	36	36	33	33	42
18	36	36	36	36	33	33	33	42	42	33
19	33	33	33	33	42	42	42	24	24	24
20	42	42	42	42	24	24	24	40	40	40
21	5	24	24	24	5	5	5	5	5	5
22	24	5	5	5	19	19	40	19	19	19
23	12	12	12	19	40	40	19	90	90	90
24	49	49	19	12	12	12	12	12	12	12
25	90	90	49	49	49	90	90	32	6	6
26	8	19	90	40	90	32	32	6	32	32
27	19	8	8	90	32	6	45	45	21	8
28	6	6	40	32	6	45	6	21	8	21
29	32	32	32	21	21	21	21	8	45	45
30	21	40	21	6	45	8	8	31	31	31
31	40	21	6	45	8	31	31	18	30	
32	45	45	45	8	31	30	7	30	87	
33	7	7	31	31	30	7	30	7	34	
34	25	31	25	30	7	87	87	87		
35	30	25	30	34	87	34	34	34		
36	31	30	34	87	34					
37	34	34	87	7						
38	87	87	7	25						

Final Result		
1	1 DAY J.	Laps 10
2	75 PINSON E.	1.408
3	44 BEST E.	10.132
4	9 WALKER C.	10.508
5	86 SHOUBRIDGE D.	16.456
6	2 NEVE C.	19.120
7	4 MCGUINNESS J.	19.398
8	3 COX S.	21.043
9	43 BULPIN S.	23.777
10	17 STEVENS C.	32.970
11	59 SOLERA A.	36.716
12	64 TUSTIN M.	36.957
13	14 LOFHOUSE M.	38.004
14	92 JONES M.	40.124
15	11 FALLA B.	40.249
16	36 POTTER E.	43.235
17	42 CURRIE C.	46.260
18	33 QUAYLE I.	46.342
19	24 MCLAUGHLIN L.	46.886
20	40 BOUCHER D.	48.254
21	5 STEVENS M.	54.584
22	19 BASTABLE S.	57.214
23	90 KENNELLY C.	1'01.060
24	12 TAYLOR S.	1'04.145
25	6 HASLER P.	1'12.098
26	32 HUGHES A.	1'12.535
27	8 COMPTON A.	1'12.738
28	21 VENN M.	1'13.226
29	45 STEVENS T.	1'14.322
30	31 BAINBRIDGE M.	1'20.153
31	30 BOOTH A.	1 Lap
32	87 FLETCHER D.	1 Lap
33	34 WATKINS C.	1 Lap
RET	7 LONG M.	2 Laps
RET	49 SAVAGE O.	5 Laps
RET	89 JONES D.	6 Laps
RET	25 FLOWER M.	6 Laps
RET	16 BUCHANAN J.	
NS	912 HAMBRO M.	
DSQ	18 SPENCER-FLEET R.	2 Laps





Donington Park 4.023 m

3 / 4

**Prosecco DOC UK Round, 2-4 July 2021**

**Lap Chart Race 2**

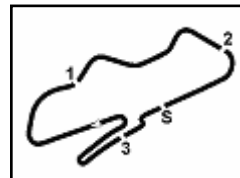
28	21	Venn M.	1'00.520
29	8	Compton A.	1'00.739
30	31	Bainbridge M.	1'06.125
31	18	Spencer-Fleet R.	1'10.170
32	30	Booth A.	1'32.928
33	7	Long M.	
34	87	Fletcher D.	
35	34	Watkins C.	

**Lap 9**

1	1	Day J.	14'15.075
2	75	Pinson E.	1.391
3	44	Best E.	9.972
4	9	Walker C.	10.289
5	86	Shoubridge D.	16.606
6	2	Neve C.	17.118
7	4	Mcguinness J.	18.152
8	3	Cox S.	19.175
9	43	Bulpin S.	21.219
10	17	Stevens C.	31.100
11	59	Solera A.	33.563
12	64	Tustin M.	34.944
13	14	Lofthouse M.	36.181
14	92	Jones M.	37.063
15	11	Falla B.	37.220
16	36	Potter E.	39.921
17	33	Quayle I.	42.915
18	42	Currie C.	43.458
19	24	Mclaughlin L.	43.777
20	40	Boucher D.	46.793
21	5	Stevens M.	50.554
22	19	Bastable S.	53.093
23	90	Kennelly C.	56.701
24	12	Taylor S.	59.051
25	6	Hasler P.	1'06.714
26	32	Hughes A.	1'06.870
27	21	Venn M.	1'07.548
28	8	Compton A.	1'07.630
29	45	Stevens T.	1'07.763
30	31	Bainbridge M.	1'13.493
31	30	Booth A.	
32	87	Fletcher D.	
33	34	Watkins C.	

**Lap 10**

1	1	Day J.	15'50.757
2	75	Pinson E.	1.408
3	44	Best E.	10.132
4	9	Walker C.	10.508
5	86	Shoubridge D.	16.456
6	2	Neve C.	19.120
7	4	Mcguinness J.	19.398
8	3	Cox S.	21.043
9	43	Bulpin S.	23.777
10	17	Stevens C.	32.970
11	59	Solera A.	36.716
12	64	Tustin M.	36.957
13	14	Lofthouse M.	38.004
14	92	Jones M.	40.124
15	11	Falla B.	40.249
16	36	Potter E.	43.235
17	42	Currie C.	46.260
18	33	Quayle I.	46.342
19	24	Mclaughlin L.	46.886
20	40	Boucher D.	48.254
21	5	Stevens M.	54.584
22	19	Bastable S.	57.214
23	90	Kennelly C.	1'01.060
24	12	Taylor S.	1'04.145
25	6	Hasler P.	1'12.098
26	32	Hughes A.	1'12.535
27	8	Compton A.	1'12.738
28	21	Venn M.	1'13.226
29	45	Stevens T.	1'14.322
30	31	Bainbridge M.	1'20.153



Donington Park 4.023 m

4 / 4

**Prosecco DOC UK Round, 2-4 July 2021**
**Lap Chart Race 2**
**Race Pace Comparison**

	1 Day	75 Pin	44 Bes	9 Wal	86 Sho	2 Nev	4 Mcg	3 Cox	43 Bul	17 StC	59 Sol	64 Tus	14 Lof	92 JoM
1	1'38.239	1'37.944	1'39.503	1'39.330	1'41.935	1'40.605	1'41.048	1'41.540	1'41.474	1'43.285	1'43.518	1'45.377	1'44.965	1'43.959
2	1'34.571	1'35.048	<b>1'35.189</b>	1'36.309	1'36.809	<b>1'35.587</b>	1'36.470	1'36.432	1'37.147	1'38.453	<b>1'37.014</b>	1'38.374	1'38.407	1'38.158
3	1'34.412	1'34.773	1'35.586	1'35.601	1'36.874	1'36.051	1'36.541	1'36.441	1'36.981	1'37.591	1'37.202	1'38.307	1'38.790	1'38.649
4	<b>1'34.381</b>	<b>1'34.553</b>	1'35.619	1'35.498	1'35.880	1'36.363	1'36.602	1'36.657	1'36.944	<b>1'37.275</b>	1'37.750	<b>1'37.428</b>	1'38.047	1'37.981
5	1'34.738	1'34.615	1'35.465	<b>1'35.288</b>	1'36.417	1'36.352	1'36.644	1'36.707	1'36.849	1'37.476	1'38.051	1'38.500	1'38.632	1'39.683
6	1'34.458	1'34.608	1'36.060	1'35.686	1'36.077	1'37.004	1'36.354	1'37.030	1'36.765	1'38.250	1'38.527	1'38.250	1'37.880	1'38.835
7	1'34.432	1'34.915	1'36.033	1'36.017	1'35.578	1'36.813	1'36.686	1'36.947	1'36.657	1'38.084	1'37.991	1'38.079	1'38.349	1'38.649
8	1'34.986	1'34.945	1'35.845	1'35.852	1'35.916	1'36.619	<b>1'36.226</b>	1'36.367	1'37.002	1'37.785	1'37.905	1'37.898	1'38.327	<b>1'37.894</b>
9	1'34.858	1'35.065	1'35.747	1'35.783	1'36.195	1'36.799	1'36.656	<b>1'36.129</b>	<b>1'36.475</b>	1'37.976	1'40.680	1'37.806	1'37.859	1'38.330
10	1'35.682	1'35.699	1'35.842	1'35.901	<b>1'35.532</b>	1'37.684	1'36.928	1'37.550	1'38.240	1'37.552	1'38.835	1'37.695	<b>1'37.505</b>	1'38.743

	11 Fal	36 Pot	42 Cur	33 Qua	24 Mcl	40 Bou	5 StM	19 Bas	90 Ken	12 Tay	6 Has	32 Hug	8 Com	21 Ven
1	1'44.697	1'45.503	1'46.240	1'45.921	1'47.149	1'51.244	1'46.975	1'49.542	1'48.553	1'47.739	1'49.900	1'50.179	1'48.770	1'50.619
2	1'38.149	1'38.895	1'39.277	1'39.118	1'39.701	1'40.415	1'40.193	1'39.839	1'40.593	1'40.648	1'40.716	<b>1'40.928</b>	1'40.926	1'41.523
3	1'39.770	1'39.328	1'39.197	1'39.274	1'38.904	1'39.954	1'39.654	1'40.470	1'40.930	1'41.071	1'43.097	1'41.591	1'41.502	<b>1'40.891</b>
4	1'38.075	1'38.925	1'38.865	1'39.001	1'38.833	1'38.839	<b>1'39.020</b>	1'39.674	1'40.638	1'40.409	1'41.332	1'41.594	1'46.761	1'41.826
5	1'38.665	1'39.068	1'40.211	1'39.617	1'39.659	1'40.307	1'39.829	1'39.747	1'40.651	1'41.081	1'41.775	1'41.646	<b>1'40.534</b>	1'42.161
6	1'38.355	1'38.420	1'38.523	1'39.057	1'38.958	1'38.273	1'39.992	1'39.627	1'40.771	1'40.844	<b>1'40.621</b>	1'41.200	1'40.677	1'41.474
7	1'38.282	1'38.362	1'38.862	1'38.678	1'38.926	1'38.171	1'40.169	1'39.807	1'39.847	<b>1'40.091</b>	1'41.476	1'41.034	1'40.798	1'41.228
8	<b>1'38.008</b>	1'38.346	1'38.541	<b>1'38.575</b>	1'38.494	1'37.397	1'39.928	<b>1'39.605</b>	1'40.073	1'41.204	1'41.112	1'41.489	1'40.988	1'41.015
9	1'38.294	<b>1'38.149</b>	1'38.817	1'38.749	<b>1'38.228</b>	1'37.268	1'39.869	1'39.857	<b>1'39.720</b>	1'41.039	1'41.760	1'42.284	1'41.749	1'41.886
10	1'38.711	1'38.996	<b>1'38.484</b>	1'39.109	1'38.791	<b>1'37.143</b>	1'39.712	1'39.803	1'40.041	1'40.776	1'41.066	1'41.347	1'40.790	1'41.360

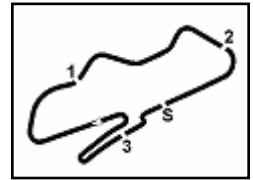
	45 StT	31 Bai	30 Boo	87 Fle	34 Wat	18 Spe	7 Lon	49 Sav	89 JoD	25 Flo
1	1'51.571	1'54.429	1'54.367	1'57.979	1'57.673	1'44.185	1'51.676	1'48.423	1'40.013	1'53.428
2	1'41.336	1'43.092	1'46.108	1'48.347	1'47.231	1'38.154	1'42.012	1'40.606	1'35.889	<b>1'46.505</b>
3	1'41.750	1'41.498	1'46.867	1'47.320	<b>1'46.987</b>	<b>1'37.869</b>	2'04.701	1'40.928	1'35.677	1'47.250
4	1'41.154	1'41.684	<b>1'44.173</b>	1'47.056	1'47.290	1'38.626	1'42.784	<b>1'40.252</b>	<b>1'35.519</b>	1'57.757
5	1'41.594	1'41.738	1'45.045	1'47.328	1'49.227	1'38.474	1'42.358	1'40.924		
6	1'40.806	1'41.481	1'44.993	<b>1'46.711</b>	1'47.540	1'38.800	<b>1'41.866</b>			
7	<b>1'40.308</b>	<b>1'40.950</b>	1'46.526	1'47.435	1'47.562	1'38.532	1'42.240			
8	1'41.562	1'41.470	1'45.066	1'48.040	1'48.521	2'15.747	1'51.283			
9	1'42.757	1'42.226	1'44.836	1'49.217	1'48.736					
10	1'42.241	1'42.342								











## Prosecco DOC UK Round, 2-4 July 2021

### Analysis Race 2

Donington Park 4.023 m

Start at 11:50'25.240

**4 / 4**

6	21.585	27.451	<b>25.101</b>	26.669	1'40.806	230,9	12:00'43.451	6	21.050	26.888	24.745	26.117	1'38.800	238,5	12:00'21.348
7	21.558	27.378	25.420	<b>25.952</b>	<b>1'40.308</b>	231,9	12:02'23.759	7	21.064	27.128	24.713	<b>25.627</b>	1'38.532	232,9	12:01'59.880
8	21.629	27.364	25.181	27.388	1'41.562	227,9	12:04'05.321	8	20.929	26.935	<b>24.499</b>	1'03.384	2'15.747P	237,5	12:04'15.627
9	21.958	27.929	25.385	27.485	1'42.757	227,5	12:05'48.078								
10	22.921	27.757	25.123	26.440	1'42.241	227,9	12:07'30.319								
Race Time 17'05.079															

30° 31 M. BAINBRIDGE (1'40.950)							
Lap	Seg.1	Seg.2	Seg.3	Seg.4	Lap Time	km/h	Local Time
1		28.699	30.372	27.703	1'54.429	<b>227,9</b>	11:52'19.669
2	21.837	28.268	25.333	27.654	1'43.092	227,5	11:54'02.761
3	21.517	27.821	25.389	26.771	1'41.498	226,5	11:55'44.259
4	21.507	27.891	25.705	26.581	1'41.684	222,8	11:57'25.943
5	21.745	27.786	25.455	26.752	1'41.738	221,9	11:59'07.681
6	<b>21.368</b>	27.688	25.551	26.874	1'41.481	227,5	12:00'49.162
7	21.661	<b>27.649</b>	<b>25.130</b>	<b>26.510</b>	<b>1'40.950</b>	227,5	12:02'30.112
8	21.498	27.696	25.570	26.706	1'41.470	227,0	12:04'11.582
9	21.830	28.061	25.544	26.791	1'42.226	223,2	12:05'53.808
10	21.812	27.980	25.589	26.961	1'42.342	221,9	12:07'36.150
Race Time 17'10.910							

31° 30 A. BOOTH (1'44.173)							
Lap	Seg.1	Seg.2	Seg.3	Seg.4	Lap Time	km/h	Local Time
1		30.332	26.749	27.922	1'54.367	209,0	11:52'19.607
2	22.722	29.208	26.682	27.496	1'46.108	212,7	11:54'05.715
3	22.863	29.879	26.567	27.558	1'46.867	213,5	11:55'52.582
4	<b>21.997</b>	28.968	<b>26.033</b>	27.175	<b>1'44.173</b>	218,3	11:57'36.755
5	22.529	28.635	26.101	27.780	1'45.045	214,8	11:59'21.800
6	22.130	<b>28.621</b>	26.142	28.100	1'44.993	218,3	12:01'06.793
7	22.615	29.902	26.394	27.615	1'46.526	215,2	12:02'53.319
8	22.407	28.759	26.355	27.545	1'45.066	<b>226,5</b>	12:04'38.385
9	22.856	28.808	26.060	<b>27.112</b>	1'44.836	212,7	12:06'23.221
Race Time 15'57.981							

32° 87 D. FLETCHER (1'46.711)							
Lap	Seg.1	Seg.2	Seg.3	Seg.4	Lap Time	km/h	Local Time
1		31.863	27.857	28.496	1'57.979	206,2	11:52'23.219
2	23.572	29.641	27.086	28.048	1'48.347	216,5	11:54'11.566
3	22.893	29.301	26.972	28.154	1'47.320	214,4	11:55'58.886
4	23.029	29.452	26.657	27.918	1'47.056	219,6	11:57'45.942
5	23.103	29.592	<b>26.436</b>	28.197	1'47.328	<b>221,9</b>	11:59'33.270
6	22.752	<b>29.292</b>	26.785	<b>27.882</b>	<b>1'46.711</b>	215,2	12:01'19.981
7	<b>22.701</b>	30.018	26.504	28.212	1'47.435	219,1	12:03'07.416
8	23.025	29.995	26.974	28.046	1'48.040	198,6	12:04'55.456
9	23.037	31.252	26.821	28.107	1'49.217	216,5	12:06'44.673
Race Time 16'19.433							

33° 34 C. WATKINS (1'46.987)							
Lap	Seg.1	Seg.2	Seg.3	Seg.4	Lap Time	km/h	Local Time
1		31.099	27.204	29.208	1'57.673	209,8	11:52'22.913
2	22.797	29.273	26.585	28.576	1'47.231	<b>214,8</b>	11:54'10.144
3	22.941	<b>28.783</b>	26.756	<b>28.507</b>	<b>1'46.987</b>	209,4	11:55'57.131
4	22.646	28.913	<b>26.449</b>	29.282	1'47.290	212,2	11:57'44.421
5	23.528	29.547	27.196	28.956	1'49.227	202,3	11:59'33.648
6	22.755	29.374	26.863	28.548	1'47.540	207,3	12:01'21.188
7	<b>22.415</b>	29.331	26.895	28.921	1'47.562	211,4	12:03'08.750
8	22.429	29.872	27.520	28.700	1'48.521	208,5	12:04'57.271
9	22.756	30.381	26.834	28.765	1'48.736	213,5	12:06'46.007
Race Time 16'20.767							

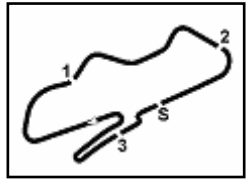
34° 18 R. SPENCER-FLEET (1'37.869)							
Lap	Seg.1	Seg.2	Seg.3	Seg.4	Lap Time	km/h	Local Time
1		27.205	24.976	26.314	1'44.185	<b>241,7</b>	11:52'09.425
2	21.156	<b>26.551</b>	24.651	25.796	1'38.154	232,9	11:53'47.579
3	<b>20.748</b>	26.581	24.719	25.821	<b>1'37.869</b>	239,1	11:55'25.448
4	21.018	26.767	24.679	26.162	1'38.626	237,5	11:57'04.074
5	21.148	26.806	24.789	25.731	1'38.474	234,4	11:58'42.548

RET 7 M. LONG (1'41.866)							
Lap	Seg.1	Seg.2	Seg.3	Seg.4	Lap Time	km/h	Local Time
1		29.111	26.363	27.809	1'51.676	226,5	11:52'16.916
2	21.870	27.919	25.572	26.651	1'42.012	<b>229,9</b>	11:53'58.928
3	<b>21.512</b>	45.837	29.793	27.559	2'04.701	191,5	11:56'03.629
4	22.064	28.365	25.723	26.632	1'42.784	227,5	11:57'46.413
5	21.696	28.446	25.749	<b>26.467</b>	1'42.358	224,2	11:59'28.771
6	21.759	<b>27.802</b>	<b>25.226</b>	<b>27.079</b>	<b>1'41.866</b>	227,9	12:01'10.637
7	21.648	27.832	25.788	26.972	1'42.240	227,0	12:02'52.877
8	21.674	27.816	25.915	35.878	1'51.283P	223,2	12:04'44.160
Race Time 14'18.920							

RET 49 O. SAVAGE (1'40.252)							
Lap	Seg.1	Seg.2	Seg.3	Seg.4	Lap Time	km/h	Local Time
1		28.403	25.447	27.314	1'48.423	233,9	11:52'13.663
2	<b>21.186</b>	27.292	24.928	27.200	1'40.606	235,4	11:53'54.269
3	21.363	27.531	24.958	27.076	1'40.928	233,4	11:55'35.197
4	21.425	27.467	24.915	<b>26.445</b>	<b>1'40.252</b>	232,9	11:57'15.449
5	21.319	27.769	<b>24.758</b>	27.078	1'40.924	<b>236,4</b>	11:58'56.373
Race Time 8'31.133							

RET 89 D. JONES (1'35.519)							
Lap	Seg.1	Seg.2	Seg.3	Seg.4	Lap Time	km/h	Local Time
1		26.468	24.172	25.451	1'40.013	237,5	11:52'05.253
2	20.522	26.127	24.082	25.158	1'35.889	<b>240,7</b>	11:53'41.142
3	20.428	26.127	23.976	<b>25.146</b>	1'35.677	239,1	11:55'16.819
4	<b>20.320</b>	25.975	23.983	25.241	<b>1'35.519</b>	239,1	11:56'52.338
Race Time 6'27.098							

RET 25 M. FLOWER (1'46.505)							
Lap	Seg.1	Seg.2	Seg.3	Seg.4	Lap Time	km/h	Local Time
1		30.285	26.160	<b>27.871</b>	1'53.428	227,0	11:52'18.668
2	<b>22.713</b>	<b>29.953</b>	<b>25.925</b>	27.914	<b>1'46.505</b>	<b>228,4</b>	11:54'05.173
3	23.040	29.968	25.993	28.249	1'47.250	227,9	11:55'52.423
4	23.506	30.161	26.372	37.718	1'57.757P	216,9	11:57'50.180
Race Time 7'24.940							



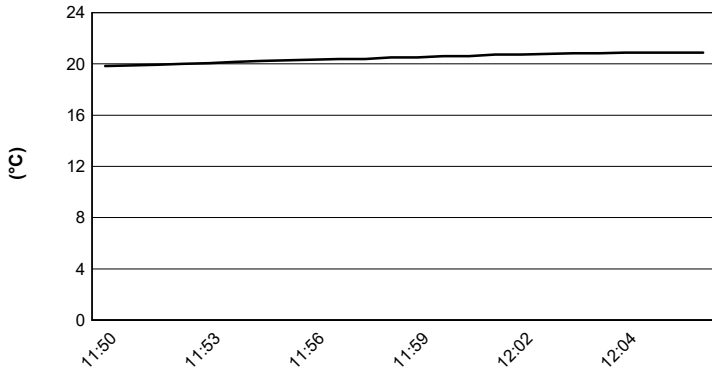
Donington Park 4.023 m

**Prosecco DOC UK Round, 2-4 July 2021**

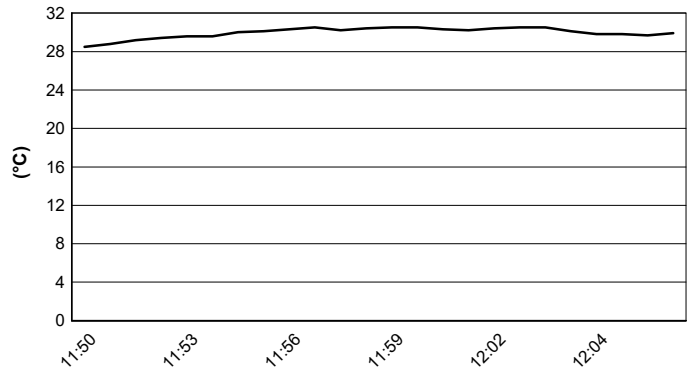
**Weather Report Race 2**

Session started 11:51 - Session ended 12:07

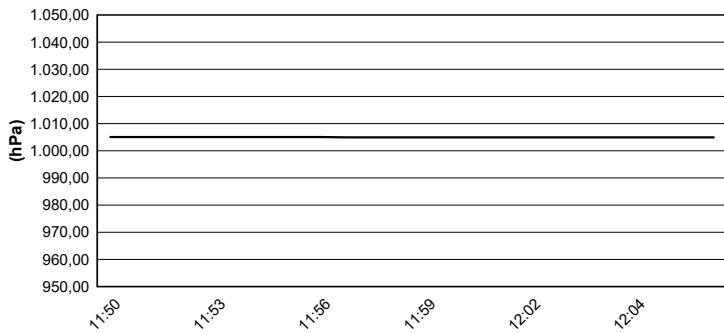
**Air Temperature**



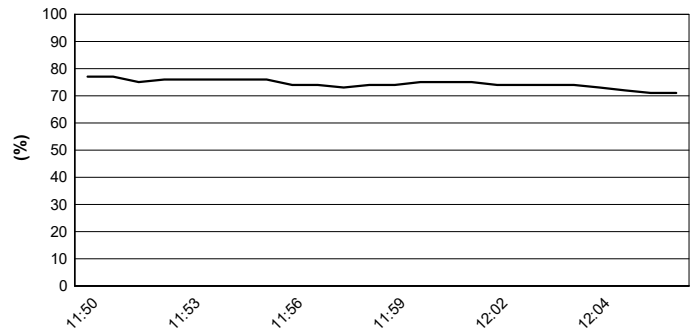
**Track Temperature**



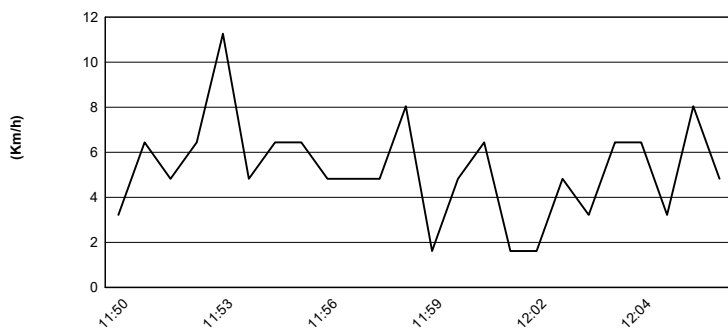
**Air Pressure**



**Humidity**



**Wind Speed**



**Wind Direction**



04/07/2021