

Prosecco DOC UK Round, 2-4 July 2021

Results Race 3

Donington Park 4.023 m

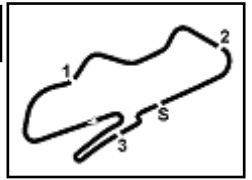
Laps 8 = 32,184 km - Avg 135,433 km/h - Race Time 14'15.493

No.	Rider	Nat	Team	Bike	Laps	Time	Gap	Rel.	Fastest Lap
1	52 DIXON Kam	GBR	Affinity Sports Academy	Kawasaki	8	14'15.493		4	1'45.554
2	69 BOOTH AMOS Tom	GBR	Heligan Group Kawasaki	Kawasaki	8	14'15.669	0.176	0.176	3 1'45.503
3	5 JONES Osian	GBR	Syncirus Motorsport	Kawasaki	8	14'15.868	0.375	0.199	6 1'45.693
4	46 BARNES Ash	GBR	BarneyRacing	Yamaha	8	14'16.142	0.649	0.274	3 1'45.923
5	11 ALLEN Lucca	GBR	Allen Racing	Yamaha	8	14'16.634	1.141	0.492	6 1'45.922
6	22 DAWSON Cameron	GBR	MSS Performance	Kawasaki	8	14'16.945	1.452	0.311	2 1'45.601
7	33 CONNELL Declan	GBR	DC Racing	Kawasaki	8	14'18.152	2.659	1.207	6 1'45.611
8	17 SHELTON Zak	GBR	Team Evergreen	Kawasaki	8	14'19.026	3.533	0.874	5 1'45.784
9	2 THOMAS Joseph	GBR	3D Racing	Kawasaki	8	14'37.833	22.340	18.807	2 1'47.630
10	39 SELLORS Connor	GBR	Thornycroft56 Racing	Kawasaki	8	14'40.800	25.307	2.967	6 1'48.840
11	93 HARDIE Mikey	GBR	Affinity Sports Academy	Kawasaki	8	14'41.762	26.269	0.962	7 1'48.761
12	90 COOK Harry	GBR	Force One Yamaha Racing Team	Yamaha	8	14'41.804	26.311	0.042	6 1'48.478
13	88 DUFTON Elliott	GBR	Phoenix Race Team & Sports Lei	Kawasaki	8	14'41.853	26.360	0.049	6 1'48.876
14	23 ELLIS Joe	GBR	JPR	Kawasaki	8	14'42.022	26.529	0.169	2 1'49.087
15	56 WILSON Bradley	GBR	Thornycroft56 Racing	Kawasaki	8	14'42.311	26.818	0.289	6 1'48.618
16	15 JONES Chloe	GBR	RICH Energy OMG Racing	Yamaha	8	14'42.431	26.938	0.120	4 1'49.552
17	25 KENT Kieran	GBR	Platform Hire Racing	Kawasaki	8	14'42.895	27.402	0.464	7 1'48.892
18	47 FARRAGHER Joe	GBR	Affinity Sports Academy	Kawasaki	8	14'43.191	27.698	0.296	2 1'48.452
19	24 SMITH Kieran	GBR	Seb Bulpin Racing	Kawasaki	8	14'50.943	35.450	7.752	7 1'49.833
20	21 GILBY Luke	GBR	Jalmics Racing	Yamaha	8	14'51.707	36.214	0.764	2 1'49.408
21	3 JONES Lewis	GBR	Team 151 RICH Energy	Kawasaki	7	13'01.199	1 Lap	1 Lap	2 1'49.721
22	30 BROWN Cameron	GBR	3D Racing	Kawasaki	7	13'03.752	1 Lap	2.553	6 1'50.298
23	37 FERRIS Jack	GBR	Ferris Racing	Kawasaki	7	13'05.989	1 Lap	2.237	6 1'50.306
24	74 SMART-WEEDEN Finn	GBR	TAG Racing Ltd	Kawasaki	7	13'06.953	1 Lap	0.964	3 1'49.063
25	67 STEPHENSON Jacob	GBR	Raceways Yamaha	Yamaha	7	13'07.306	1 Lap	0.353	5 1'50.792
26	96 KIRSCH Jack	GBR	JK Racing	Kawasaki	7	13'09.041	1 Lap	1.735	5 1'51.099
27	82 VALENTE Alessandro	GBR	SBX Racing	KTM	7	13'10.822	1 Lap	1.781	5 1'50.001
28	99 LONGMORE Mcauley	GBR	Macca Racing	Kawasaki	7	13'15.034	1 Lap	4.212	6 1'51.434
29	50 MCMULLAN Fred	GBR	BD Racing UK	Kawasaki	7	13'17.961	1 Lap	2.927	5 1'51.537
30	12 TURNER Logan	GBR	Team Evergreen	Kawasaki	7	13'32.268	1 Lap	14.307	6 1'50.065
31	71 MARCUZZO Charlotte	GBR	CAM Racing	Kawasaki	7	13'36.117	1 Lap	3.849	7 1'55.358
32	27 BEACH Calum	GBR	The UPVC Shop	Kawasaki	7	13'36.513	1 Lap	0.396	7 1'55.380
33	75 SMITH Christian	GBR	Seb Bulpin Racing	Kawasaki	7	13'36.625	1 Lap	0.112	2 1'54.501
34	77 MORGAN-EDWARDS Oliver	GBR	OME Racing	Kawasaki	7	13'37.196	1 Lap	0.571	3 1'54.587
35	98 MOFFITT Brian	GBR	Moffitt Racing	Kawasaki	7	13'37.741	1 Lap	0.545	3 1'54.800
----- Not Classified -----									
NC	20 DICKINSON Kai	GBR	JPR	Kawasaki	2	4'14.691	6 Laps		
NC	42 JOHNSON Christopher	GBR	Team Evergreen	Kawasaki	1	2'07.437	7 Laps		
RET	38 DAVIE Adon	GBR	JDF Racing	Kawasaki	7	12'28.272	1 Lap		6 1'45.823
RET	14 MCMANUS James	GBR	Affinity Sports Academy	Kawasaki	7	12'28.420	1 Lap		3 1'45.871
NS	8 MOFFITT Chris	GBR	Team Evergreen	Kawasaki					

Starting: 40 Classified: 35 Not Classified: 2 Retired: 2 Not Started: 1
 Fastest Lap N. 3 No. 69 Tom Booth Amos Time 1'45.503 Avg. 137,274 Km/h

Humidity:	84%	AIR:	17°C
Condition:		Temp:	20°C

04/07/2021 Start 10:00 End 10:18 The results are provisional until the end of the time limit for protests and appeals and the completion of the technical checks.



Prosecco DOC UK Round, 2-4 July 2021

Top Speeds Race 3

RESULTS

Pos	Driver	Team	Laps
1	52 DIXON	Kawasaki	8
2	69 BOOTH AMOS	Kawasaki	0.176
3	5 JONES	Kawasaki	0.375
4	46 BARNES	Yamaha	0.649
5	11 ALLEN	Yamaha	1.141
6	22 DAWSON	Kawasaki	1.452
7	33 CONNELL	Kawasaki	2.659
8	17 SHELTON	Kawasaki	3.533
9	2 THOMAS	Kawasaki	22.340
10	39 SELLORS	Kawasaki	25.307
11	93 HARDIE	Kawasaki	26.269
12	90 COOK	Yamaha	26.311
13	88 DUFTON	Kawasaki	26.360
14	23 ELLIS	Kawasaki	26.529
15	56 WILSON	Kawasaki	26.818
16	15 JONES	Yamaha	26.938
17	25 KENT	Kawasaki	27.402
18	47 FARRAGHER	Kawasaki	27.698
19	24 SMITH	Kawasaki	35.450
20	21 GILBY	Yamaha	36.214
21	3 JONES	Kawasaki	1 Lap
22	30 BROWN	Kawasaki	1 Lap
23	37 FERRIS	Kawasaki	1 Lap
24	74 SMART-WEEDEN	Kawasaki	1 Lap
25	67 STEPHENSON	Yamaha	1 Lap
26	96 KIRSCH	Kawasaki	1 Lap
27	82 VALENTE	KTM	1 Lap
28	99 LONGMORE	Kawasaki	1 Lap
29	50 MCMULLAN	Kawasaki	1 Lap
30	12 TURNER	Kawasaki	1 Lap
31	71 MARCUZZO	Kawasaki	1 Lap
32	27 BEACH	Kawasaki	1 Lap
33	75 SMITH	Kawasaki	1 Lap
34	77 MORGAN-EDWARDS	Kawasaki	1 Lap
35	98 MOFFITT	Kawasaki	1 Lap
NC	20 DICKINSON	Kawasaki	6 Laps
NC	42 JOHNSON	Kawasaki	7 Laps
RET	38 DAVIE	Kawasaki	1 Lap
RET	14 MCMANUS	Kawasaki	1 Lap
NS	8 MOFFITT	Kawasaki	

SPEED

Pos	Driver	Team	Speed
1	14 MCMANUS	Kawasaki	191.9
2	38 DAVIE	Kawasaki	190.8
3	5 JONES	Kawasaki	189.8
4	11 ALLEN	Yamaha	189.5
5	17 SHELTON	Kawasaki	188.5
6	33 CONNELL	Kawasaki	188.5
7	3 JONES	Kawasaki	187.8
8	52 DIXON	Kawasaki	187.8
9	74 SMART-WEEDEN	Kawasaki	186.5
10	47 FARRAGHER	Kawasaki	185.6
11	93 HARDIE	Kawasaki	184.9
12	39 SELLORS	Kawasaki	184.9
13	88 DUFTON	Kawasaki	184.6
14	15 JONES	Yamaha	184.6
15	46 BARNES	Yamaha	184.6
16	71 MARCUZZO	Kawasaki	184.3
17	23 ELLIS	Kawasaki	184.3
18	90 COOK	Yamaha	184.3
19	22 DAWSON	Kawasaki	184.0
20	2 THOMAS	Kawasaki	183.7
21	12 TURNER	Kawasaki	183.4
22	75 SMITH	Kawasaki	183.1
23	24 SMITH	Kawasaki	182.7
24	25 KENT	Kawasaki	182.7
25	56 WILSON	Kawasaki	182.7
26	69 BOOTH AMOS	Kawasaki	182.4
27	30 BROWN	Kawasaki	181.8
28	67 STEPHENSON	Yamaha	181.5
29	82 VALENTE	KTM	181.2
30	99 LONGMORE	Kawasaki	180.6
31	50 MCMULLAN	Kawasaki	180.6
32	42 JOHNSON	Kawasaki	180.3
33	96 KIRSCH	Kawasaki	179.7
34	27 BEACH	Kawasaki	179.4
35	20 DICKINSON	Kawasaki	179.1
36	21 GILBY	Yamaha	179.1
37	37 FERRIS	Kawasaki	177.9
38	98 MOFFITT	Kawasaki	175.9
39	77 MORGAN-EDWARDS	Kawasaki	173.3

SEG. 1

1	52 DIXON	22.794
2	33 CONNELL	22.861
3	38 DAVIE	22.922
4	5 JONES	22.936
5	14 MCMANUS	22.948
6	22 DAWSON	22.990
7	17 SHELTON	22.999
8	46 BARNES	23.016
9	11 ALLEN	23.056
10	69 BOOTH AMOS	23.205
11	25 KENT	23.446
12	93 HARDIE	23.446
13	56 WILSON	23.520
14	2 THOMAS	23.527
15	74 SMART-WEEDEN	23.529
16	47 FARRAGHER	23.544
17	23 ELLIS	23.547
18	39 SELLORS	23.551
19	90 COOK	23.553
20	15 JONES	23.613
21	88 DUFTON	23.652
22	3 JONES	23.718
23	21 GILBY	23.719
24	24 SMITH	23.743
25	12 TURNER	23.746
26	82 VALENTE	23.873
27	67 STEPHENSON	23.883
28	96 KIRSCH	23.885
29	30 BROWN	23.934
30	37 FERRIS	23.974
31	99 LONGMORE	24.250
32	50 MCMULLAN	24.251
33	75 SMITH	24.405
34	71 MARCUZZO	24.622
35	77 MORGAN-EDWARDS	24.821
36	27 BEACH	24.854
37	98 MOFFITT	24.899
38	20 DICKINSON	25.759
39	42 JOHNSON	28.938

SEG. 2

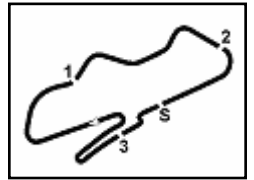
1	38 DAVIE	27.896
2	22 DAWSON	27.980
3	46 BARNES	28.072
4	5 JONES	28.124
5	11 ALLEN	28.155
6	69 BOOTH AMOS	28.169
7	17 SHELTON	28.181
8	14 MCMANUS	28.251
9	33 CONNELL	28.278
10	52 DIXON	28.301
11	2 THOMAS	28.605
12	74 SMART-WEEDEN	28.742
13	56 WILSON	28.858
14	23 ELLIS	28.863
15	47 FARRAGHER	28.868
16	90 COOK	28.946
17	93 HARDIE	28.949
18	3 JONES	29.031
19	39 SELLORS	29.041
20	25 KENT	29.082
21	15 JONES	29.126
22	88 DUFTON	29.129
23	24 SMITH	29.222
24	82 VALENTE	29.256
25	21 GILBY	29.305
26	12 TURNER	29.329
27	99 LONGMORE	29.526
28	30 BROWN	29.610
29	37 FERRIS	29.657
30	67 STEPHENSON	29.663
31	96 KIRSCH	29.723
32	50 MCMULLAN	30.008
33	42 JOHNSON	30.067
34	75 SMITH	30.496
35	27 BEACH	30.742
36	77 MORGAN-EDWARDS	30.869
37	98 MOFFITT	30.870
38	71 MARCUZZO	31.194
39	20 DICKINSON	32.403

SEG. 3

1	11 ALLEN	26.417
2	33 CONNELL	26.441
3	22 DAWSON	26.588
4	69 BOOTH AMOS	26.644
5	38 DAVIE	26.679
6	5 JONES	26.699
7	14 MCMANUS	26.704
8	17 SHELTON	26.716
9	52 DIXON	26.782
10	46 BARNES	26.803
11	90 COOK	27.005
12	2 THOMAS	27.155
13	39 SELLORS	27.168
14	56 WILSON	27.209
15	47 FARRAGHER	27.264
16	15 JONES	27.265
17	25 KENT	27.361
18	88 DUFTON	27.398
19	93 HARDIE	27.423
20	23 ELLIS	27.449
21	21 GILBY	27.555
22	74 SMART-WEEDEN	27.568
23	24 SMITH	27.614
24	67 STEPHENSON	27.743
25	96 KIRSCH	27.811
26	12 TURNER	27.822
27	37 FERRIS	27.846
28	30 BROWN	27.865
29	3 JONES	27.873
30	82 VALENTE	27.915
31	50 MCMULLAN	28.018
32	75 SMITH	28.201
33	99 LONGMORE	28.267
34	42 JOHNSON	28.541
35	77 MORGAN-EDWARDS	28.575
36	71 MARCUZZO	28.838
37	98 MOFFITT	28.909
38	27 BEACH	28.920
39	20 DICKINSON	29.503

SEG. 4

1	69 BOOTH AMOS	27.102
2	52 DIXON	27.454
3	14 MCMANUS	27.457
4	46 BARNES	27.467
5	17 SHELTON	27.523
6	11 ALLEN	27.545
7	5 JONES	27.567
8	38 DAVIE	27.595
9	22 DAWSON	27.699
10	33 CONNELL	27.752
11	2 THOMAS	28.019
12	23 ELLIS	28.075
13	15 JONES	28.165
14	56 WILSON	28.232
15	39 SELLORS	28.270
16	37 FERRIS	28.306
17	25 KENT	28.360
18	90 COOK	28.370
19	88 DUFTON	28.373
20	30 BROWN	28.490
21	24 SMITH	28.524
22	47 FARRAGHER	28.530
23	3 JONES	28.593
24	82 VALENTE	28.608
25	21 GILBY	28.639
26	93 HARDIE	28.660
27	74 SMART-WEEDEN	28.743
28	12 TURNER	28.798
29	67 STEPHENSON	28.805
30	99 LONGMORE	28.897
31	96 KIRSCH	29.125
32	50 MCMULLAN	29.168
33	98 MOFFITT	29.891
34	75 SMITH	29.927
35	77 MORGAN-EDWARDS	30.052
36	27 BEACH	30.055
37	71 MARCUZZO	30.176
38	20 DICKINSON	30.364



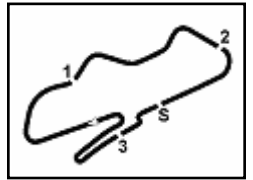
Donington Park 4.023 m

1 / 3

Prosecco DOC UK Round, 2-4 July 2021
Lap Chart Race 3

Lap								
	1	2	3	4	5	6	7	8
1	46	22	69	69	69	69	38	52
2	52	52	46	46	14	14	69	69
3	11	46	14	14	46	52	14	5
4	22	14	22	22	52	46	52	46
5	14	69	11	52	22	38	46	11
6	38	11	38	11	17	22	22	22
7	69	38	52	38	38	17	5	33
8	5	5	17	17	11	11	11	17
9	17	17	5	5	5	5	17	2
10	33	33	33	33	33	33	33	39
11	90	2	2	2	2	2	2	93
12	15	15	23	23	23	23	23	90
13	88	23	15	15	47	88	90	88
14	23	90	90	47	15	90	39	23
15	2	88	47	88	88	15	93	56
16	93	93	88	93	90	39	88	15
17	25	47	93	90	39	47	15	25
18	74	74	74	39	93	93	56	47
19	47	25	39	25	25	56	25	24
20	3	39	25	56	56	25	47	21
21	24	3	56	74	24	24	24	
22	39	24	21	24	3	3	21	
23	21	21	24	3	21	21	3	
24	56	56	3	21	12	12	30	
25	30	30	12	12	30	30	37	
26	67	67	30	30	96	37	74	
27	96	12	96	96	37	74	67	
28	12	96	67	37	67	67	96	
29	75	37	37	67	74	96	82	
30	99	99	99	99	99	82	99	
31	50	75	50	82	82	99	50	
32	37	50	82	50	50	50	12	
33	27	82	75	75	75	75	71	
34	71	71	71	71	71	71	27	
35	20	27	27	27	27	27	75	
36	77	77	77	77	77	77	77	
37	98	98	98	98	98	98	98	
38	82	20						
39	42							

Final Result		
1	52 DIXON K.	Laps 8
2	69 BOOTH AMOS T.	0.176
3	5 JONES O.	0.375
4	46 BARNES A.	0.649
5	11 ALLEN L.	1.141
6	22 DAWSON C.	1.452
7	33 CONNELL D.	2.659
8	17 SHELTON Z.	3.533
9	2 THOMAS J.	22.340
10	39 SELLORS C.	25.307
11	93 HARDIE M.	26.269
12	90 COOK H.	26.311
13	88 DUFTON E.	26.360
14	23 ELLIS J.	26.529
15	56 WILSON B.	26.818
16	15 JONES C.	26.938
17	25 KENT K.	27.402
18	47 FARRAGHER J.	27.698
19	24 SMITH K.	35.450
20	21 GILBY L.	36.214
21	3 JONES L.	1 Lap
22	30 BROWN C.	1 Lap
23	37 FERRIS J.	1 Lap
24	74 SMART-WEEDEN F.	1 Lap
25	67 STEPHENSON J.	1 Lap
26	96 KIRSCH J.	1 Lap
27	82 VALENTE A.	1 Lap
28	99 LONGMORE M.	1 Lap
29	50 MCMULLAN F.	1 Lap
30	12 TURNER L.	1 Lap
31	71 MARCUZZO C.	1 Lap
32	27 BEACH C.	1 Lap
33	75 SMITH C.	1 Lap
34	77 MORGAN-EDWARDS	1 Lap
35	98 MOFFITT B.	1 Lap
NC	20 DICKINSON K.	6 Laps
NC	42 JOHNSON C.	7 Laps
RET	38 DAVIE A.	1 Lap
RET	14 MCMANUS J.	1 Lap
NS	8 MOFFITT C.	



Donington Park 4.023 m

Prosecco DOC UK Round, 2-4 July 2021
Lap Chart Race 3
2 / 3
Lap 1

1	46	Barnes A.	1'49.607
2	52	Dixon K.	0.216
3	11	Allen L.	0.535
4	22	Dawson C.	0.767
5	14	Mcmanus J.	0.991
6	38	Davie A.	1.009
7	69	Booth Amos T.	1.150
8	5	Jones O.	1.211
9	17	Shelton Z.	1.568
10	33	Connell D.	1.742
11	90	Cook H.	2.300
12	15	Jones C.	3.193
13	88	Dufton E.	3.672
14	23	Ellis J.	4.028
15	2	Thomas J.	4.649
16	93	Hardie M.	5.050
17	25	Kent K.	5.231
18	74	Smart-Weeden F.	5.964
19	47	Farragher J.	5.984
20	3	Jones L.	6.488
21	24	Smith K.	6.756
22	39	Sellors C.	6.884
23	21	Gilby L.	7.746
24	56	Wilson B.	7.924
25	30	Brown C.	8.155
26	67	Stephenson J.	8.628
27	96	Kirsch J.	8.957
28	12	Turner L.	9.902
29	75	Smith C.	10.416
30	99	Longmore M.	10.877
31	50	Mcmullan F.	11.386
32	37	Ferris J.	11.536
33	27	Beach C.	12.522
34	71	Marcuzzo C.	13.030
35	20	Dickinson K.	13.960
36	77	Morgan-Edwards O.	14.193
37	98	Moffitt B.	14.687
38	82	Valente A.	14.821
39	42	Johnson C.	17.830

Lap 2

1	22	Dawson C.	3'35.975
2	52	Dixon K.	0.382
3	46	Barnes A.	0.667
4	14	Mcmanus J.	0.932
5	69	Booth Amos T.	0.955
6	11	Allen L.	1.094
7	38	Davie A.	1.317
8	5	Jones O.	1.486
9	17	Shelton Z.	1.877
10	33	Connell D.	2.049
11	2	Thomas J.	5.911
12	15	Jones C.	6.435
13	23	Ellis J.	6.747
14	90	Cook H.	7.074
15	88	Dufton E.	7.133
16	93	Hardie M.	7.807
17	47	Farragher J.	8.068
18	74	Smart-Weeden F.	8.731
19	25	Kent K.	8.984
20	39	Sellors C.	9.363
21	3	Jones L.	9.841
22	24	Smith K.	10.304
23	21	Gilby L.	10.786
24	56	Wilson B.	11.060
25	30	Brown C.	13.281
26	67	Stephenson J.	14.122
27	12	Turner L.	14.532
28	96	Kirsch J.	14.665
29	37	Ferris J.	17.026
30	99	Longmore M.	17.411
31	75	Smith C.	18.549
32	50	Mcmullan F.	18.850
33	82	Valente A.	21.086

34	71	Marcuzzo C.	22.358
35	27	Beach C.	22.739
36	77	Morgan-Edwards O.	24.020
37	98	Moffitt B.	24.524
38	20	Dickinson K.	38.716

Lap 3

1	69	Booth Amos T.	5'22.433
2	46	Barnes A.	0.132
3	14	Mcmanus J.	0.345
4	22	Dawson C.	0.492
5	11	Allen L.	0.825
6	38	Davie A.	1.111
7	52	Dixon K.	1.445
8	17	Shelton Z.	1.865
9	5	Jones O.	2.010
10	33	Connell D.	2.536
11	2	Thomas J.	7.302
12	23	Ellis J.	9.466
13	15	Jones C.	9.682
14	90	Cook H.	10.304
15	47	Farragher J.	10.505
16	88	Dufton E.	10.703
17	93	Hardie M.	10.889
18	74	Smart-Weeden F.	11.336
19	39	Sellors C.	12.349
20	25	Kent K.	12.678
21	56	Wilson B.	14.056
22	21	Gilby L.	14.809
23	24	Smith K.	14.939
24	3	Jones L.	15.233
25	12	Turner L.	18.726
26	30	Brown C.	18.984
27	96	Kirsch J.	19.396
28	67	Stephenson J.	20.177
29	37	Ferris J.	21.092
30	99	Longmore M.	22.543
31	50	Mcmullan F.	26.020
32	82	Valente A.	26.199
33	75	Smith C.	27.192
34	71	Marcuzzo C.	31.268
35	27	Beach C.	31.704
36	77	Morgan-Edwards O.	32.149
37	98	Moffitt B.	32.866

Lap 4

1	69	Booth Amos T.	7'08.556
2	46	Barnes A.	0.325
3	14	Mcmanus J.	0.488
4	22	Dawson C.	0.663
5	52	Dixon K.	0.876
6	11	Allen L.	1.486
7	38	Davie A.	1.711
8	17	Shelton Z.	1.934
9	5	Jones O.	3.058
10	33	Connell D.	3.402
11	2	Thomas J.	8.939
12	23	Ellis J.	12.924
13	15	Jones C.	13.111
14	47	Farragher J.	13.915
15	88	Dufton E.	14.215
16	93	Hardie M.	14.652
17	90	Cook H.	15.091
18	39	Sellors C.	15.517
19	25	Kent K.	15.783
20	56	Wilson B.	17.071
21	74	Smart-Weeden F.	17.147
22	24	Smith K.	18.898
23	3	Jones L.	19.287
24	21	Gilby L.	19.772
25	12	Turner L.	23.266
26	30	Brown C.	23.864
27	96	Kirsch J.	24.784
28	37	Ferris J.	25.435
29	67	Stephenson J.	26.075

30	99	Longmore M.	28.826
31	82	Valente A.	31.586
32	50	Mcmullan F.	32.497
33	75	Smith C.	36.392
34	71	Marcuzzo C.	41.127
35	27	Beach C.	41.360
36	77	Morgan-Edwards O.	41.628
37	98	Moffitt B.	42.332

Lap 5

1	69	Booth Amos T.	8'54.768
2	14	Mcmanus J.	0.333
3	46	Barnes A.	0.630
4	52	Dixon K.	0.858
5	22	Dawson C.	0.939
6	17	Shelton Z.	1.506
7	38	Davie A.	1.678
8	11	Allen L.	2.469
9	5	Jones O.	2.852
10	33	Connell D.	3.161
11	2	Thomas J.	11.364
12	23	Ellis J.	17.089
13	47	Farragher J.	17.173
14	15	Jones C.	17.411
15	88	Dufton E.	17.674
16	90	Cook H.	18.193
17	39	Sellors C.	18.418
18	93	Hardie M.	18.556
19	25	Kent K.	19.023
20	56	Wilson B.	19.500
21	24	Smith K.	22.642
22	3	Jones L.	23.088
23	21	Gilby L.	23.969
24	12	Turner L.	27.331
25	30	Brown C.	28.280
26	96	Kirsch J.	29.671
27	37	Ferris J.	30.180
28	67	Stephenson J.	30.655
29	74	Smart-Weeden F.	30.659
30	99	Longmore M.	35.120
31	82	Valente A.	35.375
32	50	Mcmullan F.	37.822
33	75	Smith C.	47.857
34	71	Marcuzzo C.	50.627
35	27	Beach C.	50.851
36	77	Morgan-Edwards O.	51.208
37	98	Moffitt B.	51.989

Lap 6

1	69	Booth Amos T.	10'41.278
2	14	Mcmanus J.	0.034
3	52	Dixon K.	0.275
4	46	Barnes A.	0.525
5	38	Davie A.	0.991
6	22	Dawson C.	1.492
7	17	Shelton Z.	1.523
8	11	Allen L.	1.881
9	5	Jones O.	2.035
10	33	Connell D.	2.262
11	2	Thomas J.	15.074
12	23	Ellis J.	19.840
13	88	Dufton E.	20.040
14	90	Cook H.	20.161
15	15	Jones C.	20.497
16	39	Sellors C.	20.748
17	47	Farragher J.	21.022
18	93	Hardie M.	21.336
19	56	Wilson B.	21.608
20	25	Kent K.	22.021
21	24	Smith K.	26.284
22	3	Jones L.	27.669
23	21	Gilby L.	28.222
24	12	Turner L.	30.886
25	30	Brown C.	32.068
26	37	Ferris J.	33.976

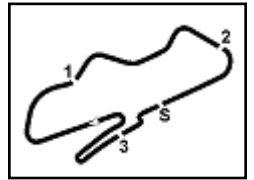
27	74	Smart-Weeden F.	34.721
28	67	Stephenson J.	35.078
29	96	Kirsch J.	35.529
30	82	Valente A.	38.927
31	99	Longmore M.	40.044
32	50	Mcmullan F.	44.083
33	75	Smith C.	58.143
34	71	Marcuzzo C.	59.481
35	27	Beach C.	59.855
36	77	Morgan-Edwards O.	1'00.138
37	98	Moffitt B.	1'00.845

Lap 7

1	38	Davie A.	12'28.272
2	69	Booth Amos T.	0.099
3	14	Mcmanus J.	0.148
4	52	Dixon K.	0.267
5	46	Barnes A.	0.529
6	22	Dawson C.	0.846
7	5	Jones O.	1.059
8	11	Allen L.	1.488
9	17	Shelton Z.	2.158
10	33	Connell D.	2.313
11	2	Thomas J.	18.442
12	23	Ellis J.	21.967
13	90	Cook H.	22.187
14	39	Sellors C.	22.806
15	93	Hardie M.	23.103
16	88	Dufton E.	23.252
17	15	Jones C.	23.391
18	56	Wilson B.	23.573
19	25	Kent K.	23.919
20	47	Farragher J.	24.867
21	24	Smith K.	29.123
22	21	Gilby L.	32.169
23	3	Jones L.	32.927
24	30	Brown C.	35.480
25	37	Ferris J.	37.717
26	74	Smart-Weeden F.	38.681
27	67	Stephenson J.	39.034
28	96	Kirsch J.	40.769
29	82	Valente A.	42.550
30	99	Longmore M.	46.762
31	50	Mcmullan F.	49.689
32	12	Turner L.	1'03.996
33	71	Marcuzzo C.	1'07.845
34	27	Beach C.	1'08.241
35	75	Smith C.	1'08.353
36	77	Morgan-Edwards O.	1'08.924
37	98	Moffitt B.	1'09.469

Lap 8

1	52	Dixon K.	14'15.493
2	69	Booth Amos T.	0.176
3	5	Jones O.	0.375
4	46	Barnes A.	0.649
5	11	Allen L.	1.141
6	22	Dawson C.	1.452
7	33	Connell D.	2.659
8	17	Shelton Z.	3.533
9	2	Thomas J.	22.340
10	39	Sellors C.	25.307
11	93	Hardie M.	26.269
12	90	Cook H.	26.311
13	88	Dufton E.	26.360
14	23	Ellis J.	26.529
15	56	Wilson B.	26.818
16	15	Jones C.	26.938
17	25	Kent K.	27.402
18	47	Farragher J.	27.698
19	24	Smith K.	35.450
20	21	Gilby L.	36.214



Donington Park 4.023 m

3 / 3

Prosecco DOC UK Round, 2-4 July 2021

Lap Chart Race 3

Race Pace Comparison

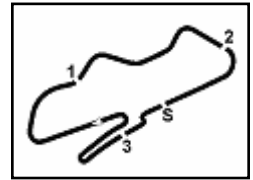
	52 Dix	69 Boo	5 JoO	46 Bar	11 All	22 Daw	33 Con	17 She	2 ThJ	39 Sel	93 Har	90 CoO	88 Duf	23 Ell
1	1'49.823	1'50.757	1'50.818	1'49.607	1'50.142	1'50.374	1'51.349	1'51.175	1'54.256	1'56.491	1'54.657	1'51.907	1'53.279	1'53.635
2	1'46.534	1'46.173	1'46.643	1'47.035	1'46.927	1'45.601	1'46.675	1'46.677	1'47.630	1'48.847	1'49.125	1'51.142	1'49.829	1'49.087
3	1'47.521	1'45.503	1'46.982	1'45.923	1'46.189	1'46.950	1'46.945	1'46.446	1'47.849	1'49.444	1'49.540	1'49.688	1'50.028	1'49.177
4	1'45.554	1'46.123	1'47.171	1'46.316	1'46.784	1'46.294	1'46.989	1'46.192	1'47.760	1'49.291	1'49.886	1'50.910	1'49.635	1'49.581
5	1'46.194	1'46.212	1'46.006	1'46.517	1'47.195	1'46.488	1'45.971	1'45.784	1'48.637	1'49.113	1'50.116	1'49.314	1'49.671	1'50.377
6	1'45.927	1'46.510	1'45.693	1'46.405	1'45.922	1'47.063	1'45.611	1'46.527	1'50.220	1'48.840	1'49.290	1'48.478	1'48.876	1'49.261
7	1'46.986	1'47.093	1'46.018	1'46.998	1'46.601	1'46.348	1'47.045	1'47.629	1'50.362	1'49.052	1'48.761	1'49.020	1'50.206	1'49.121
8	1'46.954	1'47.298	1'46.537	1'47.341	1'46.874	1'47.827	1'47.567	1'48.596	1'51.119	1'49.722	1'50.387	1'51.345	1'50.329	1'51.783

	56 Wil	15 JoC	25 Ken	47 Far	24 SmK	21 Gil	3 JoL	30 Bro	37 Fer	74 Sma	67 Ste	96 Kir	82 Val	99 Lon
1	1'57.531	1'52.800	1'54.838	1'55.591	1'56.363	1'57.353	1'56.095	1'57.762	2'01.143	1'55.571	1'58.235	1'58.564	2'04.428	2'00.484
2	1'49.504	1'49.610	1'50.121	1'48.452	1'49.916	1'49.408	1'49.721	1'51.494	1'51.858	1'49.135	1'51.862	1'52.076	1'52.633	1'52.902
3	1'49.454	1'49.705	1'50.152	1'48.895	1'51.093	1'50.481	1'51.850	1'52.161	1'50.524	1'49.063	1'52.513	1'51.189	1'51.571	1'51.590
4	1'49.138	1'49.552	1'49.228	1'49.533	1'50.082	1'51.086	1'50.177	1'51.003	1'50.466	1'51.934	1'52.021	1'51.511	1'51.510	1'52.406
5	1'48.641	1'50.512	1'49.452	1'49.470	1'49.956	1'50.409	1'50.013	1'50.628	1'50.957	1'59.724	1'50.792	1'51.099	1'50.001	1'52.506
6	1'48.618	1'49.596	1'49.508	1'50.359	1'50.152	1'50.763	1'51.091	1'50.298	1'50.306	1'50.572	1'50.933	1'52.368	1'50.062	1'51.434
7	1'48.959	1'49.888	1'48.892	1'50.839	1'49.833	1'50.941	1'52.252	1'50.406	1'50.735	1'50.954	1'50.950	1'52.234	1'50.617	1'53.712
8	1'50.466	1'50.768	1'50.704	1'50.052	1'53.548	1'51.266								

	38 Dav	14 McJ	50 McF	12 Tur	71 Mar	27 Bea	75 SmC	77 Mor	98 MoB	20 Dic	42 Joh
1	1'50.616	1'50.598	2'00.993	1'59.509	2'02.637	2'02.129	2'00.023	2'03.800	2'04.294	2'03.567	2'07.437
2	1'46.676	1'46.309	1'53.832	1'50.998	1'55.696	1'56.585	1'54.501	1'56.195	1'56.205	2'11.124	
3	1'46.252	1'45.871	1'53.628	1'50.652	1'55.368	1'55.423	1'55.101	1'54.587	1'54.800		
4	1'46.723	1'46.266	1'52.600	1'50.663	1'55.982	1'55.779	1'55.323	1'55.602	1'55.589		
5	1'46.179	1'46.057	1'51.537	1'50.277	1'55.712	1'55.703	1'57.677	1'55.792	1'55.869		
6	1'45.823	1'46.211	1'52.771	1'50.065	1'55.364	1'55.514	1'56.796	1'55.440	1'55.366		
7	1'46.003	1'47.108	1'52.600	2'20.104	1'55.358	1'55.380	1'57.204	1'55.780	1'55.618		



30



Donington Park 4.023 m

Prosecco DOC UK Round, 2-4 July 2021 Analysis Race 3

Start at 9:59'54.366

1 / 4

1° 52 K. DIXON (1'45.554)							
Lap	Seg.1	Seg.2	Seg.3	Seg.4	Lap Time	km/h	Local Time
1		28.315	26.782	27.788	1'49.823	183,4	10:01'44.189
2	23.090	28.461	27.185	27.798	1'46.534	176,5	10:03'30.723
3	23.241	28.885	27.398	27.997	1'47.521	187,5	10:05'18.244
4	22.794	28.301	26.898	27.561	1'45.554	187,8	10:07'03.798
5	23.050	28.491	27.199	27.454	1'46.194	186,9	10:08'49.992
6	22.918	28.382	27.155	27.472	1'45.927	183,4	10:10'35.919
7	23.204	28.658	27.594	27.530	1'46.986	177,9	10:12'22.905
8	23.308	28.487	27.504	27.655	1'46.954	181,5	10:14'09.859

6	22.990	28.424	27.651	27.998	1'47.063	182,7	10:10'37.136
7	23.079	27.980	27.531	27.758	1'46.348	181,8	10:12'23.484
8	23.360	28.532	27.657	28.278	1'47.827	181,2	10:14'11.311

2° 69 T. BOOTH AMOS (1'45.503)							
Lap	Seg.1	Seg.2	Seg.3	Seg.4	Lap Time	km/h	Local Time
1		28.551	26.782	28.590	1'50.757	181,5	10:01'45.123
2	23.243	28.372	26.937	27.621	1'46.173	182,4	10:03'31.296
3	23.205	28.169	26.644	27.485	1'45.503	181,2	10:05'16.799
4	23.322	28.383	27.016	27.402	1'46.123	174,2	10:07'02.922
5	23.469	28.622	27.019	27.102	1'46.212	179,7	10:08'49.134
6	23.517	28.516	27.097	27.380	1'46.510	177,9	10:10'35.644
7	23.485	28.595	27.337	27.676	1'47.093	178,2	10:12'22.737
8	23.377	28.508	27.961	27.452	1'47.298	177,0	10:14'10.035

7° 33 D. CONNELL (1'45.611)							
Lap	Seg.1	Seg.2	Seg.3	Seg.4	Lap Time	km/h	Local Time
1		28.820	27.186	28.235	1'51.349	182,4	10:01'45.715
2	22.965	28.342	27.210	28.158	1'46.675	187,2	10:03'32.390
3	23.429	28.310	27.086	28.120	1'46.945	184,3	10:05'19.335
4	23.488	28.278	27.087	28.136	1'46.989	180,6	10:07'06.324
5	23.045	28.504	26.670	27.752	1'45.971	180,6	10:08'52.295
6	23.013	28.330	26.441	27.827	1'45.611	188,5	10:10'37.906
7	22.861	28.431	27.495	28.258	1'47.045	183,1	10:12'24.951
8	23.131	28.510	27.576	28.350	1'47.567	183,4	10:14'12.518

3° 5 O. JONES (1'45.693)							
Lap	Seg.1	Seg.2	Seg.3	Seg.4	Lap Time	km/h	Local Time
1		28.935	26.947	28.154	1'50.818	183,4	10:01'45.184
2	23.106	28.477	27.067	27.993	1'46.643	186,5	10:03'31.827
3	22.936	28.335	26.929	28.782	1'46.982	189,8	10:05'18.809
4	24.506	28.124	26.891	27.650	1'47.171	182,7	10:07'05.980
5	23.263	28.477	26.699	27.567	1'46.006	181,5	10:08'51.986
6	22.977	28.278	26.768	27.670	1'45.693	182,7	10:10'37.679
7	22.967	28.282	26.948	27.821	1'46.018	183,1	10:12'23.697
8	23.097	28.206	27.432	27.802	1'46.537	181,2	10:14'10.234

8° 17 Z. SHELTON (1'45.784)							
Lap	Seg.1	Seg.2	Seg.3	Seg.4	Lap Time	km/h	Local Time
1		28.719	27.172	28.170	1'51.175	185,3	10:01'45.541
2	22.999	28.372	26.955	28.351	1'46.677	188,5	10:03'32.218
3	23.336	28.477	26.925	27.708	1'46.446	183,4	10:05'18.664
4	23.257	28.181	26.761	27.993	1'46.192	184,3	10:07'04.856
5	23.116	28.429	26.716	27.523	1'45.784	184,0	10:08'50.640
6	23.271	28.273	26.883	28.100	1'46.527	184,9	10:10'37.167
7	23.323	28.613	27.469	28.224	1'47.629	185,6	10:12'24.796
8	23.259	28.977	27.835	28.525	1'48.596	180,3	10:14'13.392

4° 46 A. BARNES (1'45.923)							
Lap	Seg.1	Seg.2	Seg.3	Seg.4	Lap Time	km/h	Local Time
1		28.448	27.188	27.930	1'49.607	177,6	10:01'43.973
2	23.219	28.638	27.013	28.165	1'47.035	178,2	10:03'31.008
3	23.016	28.313	26.803	27.791	1'45.923	178,2	10:05'16.931
4	23.146	28.791	26.897	27.482	1'46.316	177,9	10:07'03.247
5	23.231	28.649	27.059	27.578	1'46.517	178,8	10:08'49.764
6	23.049	28.476	27.413	27.467	1'46.405	177,6	10:10'36.169
7	23.113	28.588	27.718	27.579	1'46.998	184,6	10:12'23.167
8	23.537	28.072	27.739	27.993	1'47.341	177,3	10:14'10.508

9° 2 J. THOMAS (1'47.630)							
Lap	Seg.1	Seg.2	Seg.3	Seg.4	Lap Time	km/h	Local Time
1		30.011	28.574	28.450	1'54.256	179,7	10:01'48.622
2	23.527	28.605	27.155	28.343	1'47.630	183,7	10:03'36.252
3	23.768	28.885	27.177	28.019	1'47.849	177,3	10:05'24.101
4	23.622	28.771	27.327	28.040	1'47.760	177,0	10:07'11.861
5	23.771	28.982	27.438	28.446	1'48.637	177,0	10:09'00.498
6	23.952	29.474	28.076	28.718	1'50.220	173,6	10:10'50.718
7	24.021	29.638	28.016	28.687	1'50.362	175,9	10:12'41.080
8	24.305	29.387	28.580	28.847	1'51.119	174,5	10:14'32.199

5° 11 L. ALLEN (1'45.922)							
Lap	Seg.1	Seg.2	Seg.3	Seg.4	Lap Time	km/h	Local Time
1		28.873	27.010	28.099	1'50.142	184,9	10:01'44.508
2	23.274	28.712	26.999	27.942	1'46.927	189,5	10:03'31.435
3	23.214	28.155	27.128	27.692	1'46.189	185,9	10:05'17.624
4	23.095	28.843	26.897	27.949	1'46.784	189,2	10:07'04.408
5	23.200	29.491	26.959	27.545	1'47.195	181,5	10:08'51.603
6	23.256	28.598	26.417	27.651	1'45.922	188,5	10:10'37.525
7	23.056	28.430	27.391	27.724	1'46.601	185,3	10:12'24.126
8	23.228	28.559	27.132	27.955	1'46.874	184,3	10:14'11.000

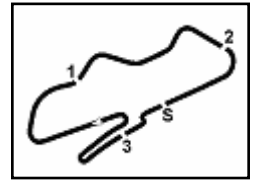
10° 39 C. SELLORS (1'48.840)							
Lap	Seg.1	Seg.2	Seg.3	Seg.4	Lap Time	km/h	Local Time
1		30.242	28.255	29.342	1'56.491	182,1	10:01'50.857
2	23.791	29.229	27.265	28.562	1'48.847	184,9	10:03'39.704
3	23.771	29.242	27.910	28.521	1'49.444	178,5	10:05'29.148
4	23.966	29.104	27.511	28.710	1'49.291	179,4	10:07'18.439
5	23.819	29.041	27.578	28.675	1'49.113	180,6	10:09'07.552
6	23.703	29.527	27.168	28.442	1'48.840	180,9	10:10'56.392
7	23.551	29.282	27.949	28.270	1'49.052	182,4	10:12'45.444
8	24.255	29.234	27.500	28.733	1'49.722	179,1	10:14'35.166

6° 22 C. DAWSON (1'45.601)							
Lap	Seg.1	Seg.2	Seg.3	Seg.4	Lap Time	km/h	Local Time
1		28.519	26.732	28.144	1'50.374	181,2	10:01'44.740
2	23.159	28.155	26.588	27.699	1'45.601	181,8	10:03'30.341
3	23.464	28.654	26.724	28.108	1'46.950	180,3	10:05'17.291
4	23.085	28.625	26.845	27.739	1'46.294	182,7	10:07'03.585
5	23.119	28.546	27.013	27.810	1'46.488	184,0	10:08'50.073

11° 93 M. HARDIE (1'48.761)							
Lap	Seg.1	Seg.2	Seg.3	Seg.4	Lap Time	km/h	Local Time
1		29.639	28.158	28.914	1'54.657	183,4	10:01'49.023
2	23.765	28.949	27.423	28.988	1'49.125	180,0	10:03'38.148
3	23.560	29.341	27.979	28.660	1'49.540	184,9	10:05'27.688
4	23.786	29.608	27.756	28.736	1'49.886	182,7	10:07'17.574
5	23.481	29.173	28.547	28.915	1'50.116	184,0	10:09'07.690
6	23.680	29.312	27.448	28.850	1'49.290	182,7	10:10'56.980
7	23.446	28.974	27.667	28.674	1'48.761	184,9	10:12'45.741
8	24.110	29.360	28.138	28.779	1'50.387	182,7	10:14'36.128

12° 90 H. COOK (1'48.478)							
Lap	Seg.1	Seg.2	Seg.3	Seg.4	Lap Time	km/h	Local Time
1		28.946	27.005	28.388	1'51.907	182,7	10:01'46.273

04/07/2021 P = Pits In/Out - C = Lap Time Cancelled



Prosecco DOC UK Round, 2-4 July 2021

Analysis Race 3

Start at 9:59'54.366

2	23.759	29.373	28.159	29.851	1'51.142	178,5	10:03'37.415
3	23.553	29.388	28.232	28.515	1'49.688	181,5	10:05'27.103
4	24.069	29.245	27.651	29.945	1'50.910	182,7	10:07'18.013
5	23.577	29.271	28.064	28.402	1'49.314	183,4	10:09'07.327
6	23.802	29.257	27.049	28.370	1'48.478	184,3	10:10'55.805
7	23.780	29.091	27.662	28.487	1'49.020	179,1	10:12'44.825
8	23.960	29.868	28.325	29.192	1'51.345	179,4	10:14'36.170

13° 88 E. DUFTON (1'48.876)							
Lap	Seg.1	Seg.2	Seg.3	Seg.4	Lap Time	km/h	Local Time
1		29.129	27.398	28.940	1'53.279	180,0	10:01'47.645
2	23.870	29.257	27.465	29.237	1'49.829	184,6	10:03'37.474
3	23.776	29.420	28.083	28.749	1'50.028	184,3	10:05'27.502
4	24.050	29.458	27.723	28.404	1'49.635	183,4	10:07'17.137
5	23.652	29.413	28.151	28.455	1'49.671	182,7	10:09'06.808
6	23.825	29.223	27.455	28.373	1'48.876	179,1	10:10'55.684
7	23.980	29.442	28.208	28.576	1'50.206	180,9	10:12'45.890
8	24.124	29.263	28.041	28.901	1'50.329	181,5	10:14'36.219

14° 23 J. ELLIS (1'49.087)							
Lap	Seg.1	Seg.2	Seg.3	Seg.4	Lap Time	km/h	Local Time
1		29.734	27.748	28.092	1'53.635	180,6	10:01'48.001
2	23.547	28.863	27.449	29.228	1'49.087	179,1	10:03'37.088
3	23.605	29.794	27.519	28.259	1'49.177	184,3	10:05'26.265
4	24.162	29.449	27.895	28.075	1'49.581	174,7	10:07'15.846
5	24.115	30.035	27.856	28.371	1'50.377	181,5	10:09'06.223
6	24.232	29.161	27.630	28.238	1'49.261	183,4	10:10'55.484
7	23.955	29.407	27.484	28.275	1'49.121	180,6	10:12'44.605
8	24.172	30.355	27.929	29.327	1'51.783	182,4	10:14'36.388

15° 56 B. WILSON (1'48.618)							
Lap	Seg.1	Seg.2	Seg.3	Seg.4	Lap Time	km/h	Local Time
1		30.336	29.213	29.173	1'57.531	181,2	10:01'51.897
2	23.716	29.249	27.847	28.692	1'49.504	177,6	10:03'41.401
3	23.854	29.351	27.637	28.612	1'49.454	180,0	10:05'30.855
4	23.917	29.310	27.494	28.417	1'49.138	177,0	10:07'19.993
5	24.134	28.858	27.417	28.232	1'48.641	178,5	10:09'08.634
6	23.529	29.074	27.209	28.806	1'48.618	181,8	10:10'57.252
7	23.520	29.035	28.147	28.257	1'48.959	182,7	10:12'46.211
8	24.109	29.254	28.213	28.890	1'50.466	175,3	10:14'36.677

16° 15 C. JONES (1'49.552)							
Lap	Seg.1	Seg.2	Seg.3	Seg.4	Lap Time	km/h	Local Time
1		29.207	27.265	28.355	1'52.800	182,7	10:01'47.166
2	23.613	29.250	27.543	29.204	1'49.610	180,3	10:03'36.776
3	23.801	29.764	27.850	28.290	1'49.705	180,0	10:05'26.481
4	24.082	29.508	27.797	28.165	1'49.552	177,3	10:07'16.033
5	24.035	29.636	27.859	28.982	1'50.512	176,5	10:09'06.545
6	24.066	29.126	27.464	28.940	1'49.596	184,6	10:10'56.141
7	23.662	29.260	28.328	28.638	1'49.888	180,9	10:12'46.029
8	24.087	29.357	28.165	29.159	1'50.768	181,2	10:14'36.797

17° 25 K. KENT (1'48.892)							
Lap	Seg.1	Seg.2	Seg.3	Seg.4	Lap Time	km/h	Local Time
1		29.992	27.940	28.702	1'54.838	182,1	10:01'49.204
2	23.446	29.942	28.041	28.692	1'50.121	180,6	10:03'39.325
3	23.757	29.798	27.925	28.672	1'50.152	180,9	10:05'29.477
4	23.796	29.234	27.688	28.510	1'49.228	179,4	10:07'18.705
5	23.883	29.082	27.719	28.768	1'49.452	182,7	10:09'08.157
6	23.610	30.174	27.361	28.363	1'49.508	180,0	10:10'57.665
7	23.476	29.155	27.901	28.360	1'48.892	181,8	10:12'46.557
8	24.042	29.352	28.035	29.275	1'50.704	180,0	10:14'37.261

18° 47 J. FARRAGHER (1'48.452)							
Lap	Seg.1	Seg.2	Seg.3	Seg.4	Lap Time	km/h	Local Time
1		29.836	28.498	28.828	1'55.591	184,3	10:01'49.957
2	23.645	28.869	27.408	28.530	1'48.452	180,9	10:03'38.409
3	23.611	28.868	27.871	28.545	1'48.895	180,6	10:05'27.304
4	24.175	29.413	27.359	28.586	1'49.533	184,0	10:07'16.837
5	23.627	29.536	27.264	29.043	1'49.470	179,4	10:09'06.307
6	23.868	29.272	27.785	29.434	1'50.359	179,1	10:10'56.666
7	23.544	29.364	29.239	28.692	1'50.839	185,6	10:12'47.505
8	23.896	29.232	28.115	28.809	1'50.052	182,1	10:14'37.557

19° 24 K. SMITH (1'49.833)							
Lap	Seg.1	Seg.2	Seg.3	Seg.4	Lap Time	km/h	Local Time
1		30.030	27.888	29.228	1'56.363	182,7	10:01'50.729
2	23.743	29.222	27.614	29.337	1'49.916	182,1	10:03'40.645
3	24.363	29.735	27.870	29.125	1'51.093	180,9	10:05'31.738
4	24.045	29.721	27.736	28.580	1'50.082	182,4	10:07'21.820
5	24.127	29.426	27.879	28.524	1'49.956	175,9	10:09'11.776
6	24.138	29.587	27.793	28.634	1'50.152	176,8	10:11'01.928
7	23.950	29.594	27.704	28.585	1'49.833	175,6	10:12'51.761
8	24.789	30.275	28.517	29.967	1'53.548	174,5	10:14'45.309

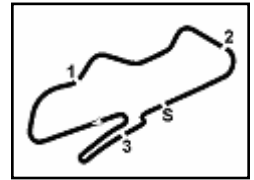
20° 21 L. GILBY (1'49.408)							
Lap	Seg.1	Seg.2	Seg.3	Seg.4	Lap Time	km/h	Local Time
1		31.226	27.782	28.952	1'57.353	178,8	10:01'51.719
2	23.719	29.305	27.591	28.793	1'49.408	176,5	10:03'41.127
3	24.320	29.669	27.624	28.868	1'50.481	179,1	10:05'31.608
4	24.094	29.390	28.278	29.324	1'51.086	176,5	10:07'22.694
5	24.659	29.339	27.555	28.856	1'50.409	177,3	10:09'13.103
6	24.303	29.957	27.780	28.723	1'50.763	176,8	10:11'03.866
7	24.110	29.485	28.707	28.639	1'50.941	176,8	10:12'54.807
8	24.729	29.869	27.828	28.840	1'51.266	175,9	10:14'46.073

21° 3 L. JONES (1'49.721)							
Lap	Seg.1	Seg.2	Seg.3	Seg.4	Lap Time	km/h	Local Time
1		29.645	28.464	29.237	1'56.095	187,8	10:01'50.461
2	23.718	29.031	27.873	29.099	1'49.721	184,0	10:03'40.182
3	24.124	29.619	28.893	29.214	1'51.850	175,3	10:05'32.032
4	23.923	29.402	27.909	28.943	1'50.177	186,5	10:07'22.209
5	23.948	29.579	27.893	28.593	1'50.013	182,7	10:09'12.222
6	23.856	29.518	28.568	29.149	1'51.091	179,1	10:11'03.313
7	24.304	29.791	28.751	29.406	1'52.252	179,4	10:12'55.565

22° 30 C. BROWN (1'50.298)							
Lap	Seg.1	Seg.2	Seg.3	Seg.4	Lap Time	km/h	Local Time
1		31.245	27.865	29.030	1'57.762	181,8	10:01'52.128
2	23.934	30.142	28.410	29.008	1'51.494	178,2	10:03'43.622
3	24.368	30.060	28.316	29.417	1'52.161	177,3	10:05'35.783
4	24.073	29.795	28.079	29.056	1'51.003	177,3	10:07'26.786
5	24.140	29.770	28.012	28.706	1'50.628	177,0	10:09'17.414
6	24.004	29.866	27.938	28.490	1'50.298	178,2	10:11'07.712
7	24.000	29.610	28.057	28.739	1'50.406	178,2	10:12'58.118

23° 37 J. FERRIS (1'50.306)							
Lap	Seg.1	Seg.2	Seg.3	Seg.4	Lap Time	km/h	Local Time
1		33.060	28.779	29.320	2'01.143	177,3	10:01'55.509
2	24.395	30.078	28.416	28.969	1'51.858	177,6	10:03'47.367
3	24.211	29.790	28.075	28.448	1'50.524	174,5	10:05'37.891
4	23.974	29.657	27.846	28.989	1'50.466	177,3	10:07'28.357
5	24.109	30.100	27.973	28.775	1'50.957	177,9	10:09'19.314
6	24.019	30.050	27.931	28.306	1'50.306	173,6	10:11'09.620

04/07/2021 P = Pits In/Out - C = Lap Time Cancelled



Prosecco DOC UK Round, 2-4 July 2021

Analysis Race 3

Start at 9:59'54.366

7 24.033 29.703 28.523 28.476 1'50.735 176,2 10:13'00.355

24° 74 F. SMART-WEEDEN (1'49.063)								30° 12 L. TURNER (1'50.065)							
Lap	Seg.1	Seg.2	Seg.3	Seg.4	Lap Time	km/h	Local Time	Lap	Seg.1	Seg.2	Seg.3	Seg.4	Lap Time	km/h	Local Time
1		29.599	28.680	28.935	1'55.571	179,4	10:01'49.937	2	23.998	29.491	27.930	29.579	1'50.998	180,3	10:03'44.873
2	23.816	28.823	27.568	28.928	1'49.135	183,4	10:03'39.072	3	24.122	29.622	27.851	29.057	1'50.652	179,7	10:05'35.525
3	23.529	28.742	28.049	28.743	1'49.063	184,9	10:05'28.135	4	23.929	29.596	28.094	29.044	1'50.663	175,9	10:07'26.188
4	23.739	29.132	27.689	31.374	1'51.934P	186,5	10:07'20.069	5	23.978	29.350	27.822	29.127	1'50.277	177,9	10:09'16.465
5	32.257	29.904	27.872	29.691	1'59.724P	179,1	10:09'19.793	6	23.977	29.400	27.890	28.798	1'50.065	177,9	10:11'06.530
6	24.293	29.442	28.054	28.783	1'50.572	177,6	10:11'10.365	7	23.746	29.329	33.909	53.120	2'20.104P	124,9	10:13'26.634
7	23.905	29.111	28.839	29.099	1'50.954	173,1	10:13'01.319								

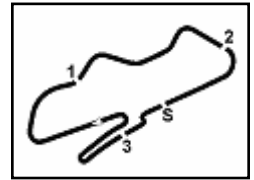
25° 67 J. STEPHENSON (1'50.792)								31° 71 C. MARCUZZO (1'55.358)							
Lap	Seg.1	Seg.2	Seg.3	Seg.4	Lap Time	km/h	Local Time	Lap	Seg.1	Seg.2	Seg.3	Seg.4	Lap Time	km/h	Local Time
1		31.717	27.821	29.280	1'58.235	181,5	10:01'52.601	2	24.851	31.194	29.414	30.237	1'55.696	184,0	10:03'52.699
2	23.979	29.767	28.557	29.559	1'51.862	176,8	10:03'44.463	3	24.703	31.458	28.999	30.208	1'55.368	177,3	10:05'48.067
3	24.595	30.696	27.896	29.326	1'52.513	178,2	10:05'36.976	4	24.844	31.313	29.132	30.693	1'55.982	178,2	10:07'44.049
4	24.136	29.979	27.743	30.163	1'52.021	177,3	10:07'28.997	5	24.727	31.735	28.930	30.320	1'55.712	180,0	10:09'39.761
5	24.098	29.765	27.847	29.082	1'50.792	181,5	10:09'19.789	6	24.910	31.423	28.838	30.193	1'55.364	182,1	10:11'35.125
6	24.086	29.962	28.080	28.805	1'50.933	181,5	10:11'10.722	7	24.622	31.360	29.147	30.229	1'55.358	176,5	10:13'30.483
7	23.883	29.663	28.203	29.201	1'50.950	177,9	10:13'01.672								

26° 96 J. KIRSCH (1'51.099)								32° 27 C. BEACH (1'55.380)							
Lap	Seg.1	Seg.2	Seg.3	Seg.4	Lap Time	km/h	Local Time	Lap	Seg.1	Seg.2	Seg.3	Seg.4	Lap Time	km/h	Local Time
1		31.653	28.076	29.202	1'58.564	179,1	10:01'52.930	2	25.122	31.108	29.924	30.431	1'56.585	176,5	10:03'53.080
2	23.885	29.847	28.536	29.808	1'52.076	177,6	10:03'45.006	3	25.092	31.040	28.920	30.371	1'55.423	178,2	10:05'48.503
3	24.086	30.167	27.811	29.125	1'51.189	176,5	10:05'36.195	4	25.352	31.015	28.968	30.444	1'55.779	178,2	10:07'44.282
4	23.934	29.723	28.009	29.845	1'51.511	175,9	10:07'27.706	5	25.109	30.852	29.490	30.252	1'55.703	174,7	10:09'39.985
5	24.093	29.755	28.030	29.221	1'51.099	175,9	10:09'18.805	6	25.133	30.742	29.571	30.068	1'55.514	176,5	10:11'35.499
6	24.368	30.373	28.354	29.273	1'52.368	179,7	10:11'11.173	7	24.854	31.021	29.140	30.365	1'55.380	178,2	10:13'30.879
7	24.390	30.264	28.438	29.142	1'52.234	173,3	10:13'03.407								

27° 82 A. VALENTE (1'50.001)								33° 75 C. SMITH (1'54.501)							
Lap	Seg.1	Seg.2	Seg.3	Seg.4	Lap Time	km/h	Local Time	Lap	Seg.1	Seg.2	Seg.3	Seg.4	Lap Time	km/h	Local Time
1		31.990	30.246	30.972	2'04.428	180,3	10:01'58.794	2	24.405	30.496	29.419	30.181	1'54.501	172,2	10:03'48.890
2	24.661	29.755	29.175	29.042	1'52.633	181,2	10:03'51.427	3	24.975	31.185	29.014	29.927	1'55.101	175,9	10:05'43.991
3	24.023	29.804	28.560	29.184	1'51.571	177,0	10:05'42.998	4	24.886	30.656	29.333	30.448	1'55.323	173,9	10:07'39.314
4	23.978	30.320	28.474	28.738	1'51.510	176,5	10:07'34.508	5	25.605	31.817	29.776	30.479	1'57.677	171,1	10:09'36.991
5	23.929	29.520	27.944	28.608	1'50.001	177,6	10:09'24.509	6	25.085	31.842	29.589	30.280	1'56.796	171,1	10:11'33.787
6	23.901	29.545	27.915	28.701	1'50.062	177,9	10:11'14.571	7	25.137	32.431	29.438	30.198	1'57.204	176,8	10:13'30.991
7	23.873	29.256	28.400	29.088	1'50.617	175,0	10:13'05.188								

28° 99 M. LONGMORE (1'51.434)								34° 77 O. MORGAN-EDWARDS (1'54.587)							
Lap	Seg.1	Seg.2	Seg.3	Seg.4	Lap Time	km/h	Local Time	Lap	Seg.1	Seg.2	Seg.3	Seg.4	Lap Time	km/h	Local Time
1		31.593	28.655	30.062	2'00.484	180,6	10:01'54.850	2	25.630	31.677	28.836	30.052	1'56.195	170,1	10:03'54.361
2	24.271	30.495	28.943	29.193	1'52.902	175,3	10:03'47.752	3	24.927	30.869	28.575	30.216	1'54.587	171,7	10:05'48.948
3	24.250	29.823	28.427	29.090	1'51.590	176,2	10:05'39.342	4	25.063	31.085	28.917	30.537	1'55.602	172,2	10:07'44.550
4	24.669	30.352	28.488	28.897	1'52.406	173,6	10:07'31.748	5	25.031	31.184	29.106	30.471	1'55.792	173,3	10:09'40.342
5	24.531	30.142	28.609	29.224	1'52.506	173,9	10:09'24.254	6	24.928	31.026	29.223	30.263	1'55.440	172,5	10:11'35.782
6	24.482	29.526	28.267	29.159	1'51.434	178,5	10:11'15.688	7	24.821	31.084	29.595	30.280	1'55.780	173,3	10:13'31.562
7	24.406	30.589	29.044	29.673	1'53.712	173,3	10:13'09.400								

29° 50 F. MCMULLAN (1'51.537)								35° 98 B. MOFFITT (1'54.800)							
Lap	Seg.1	Seg.2	Seg.3	Seg.4	Lap Time	km/h	Local Time	Lap	Seg.1	Seg.2	Seg.3	Seg.4	Lap Time	km/h	Local Time
1		31.804	28.356	30.306	2'00.993	180,0	10:01'55.359	2	25.341	31.939	28.934	29.991	1'56.205	174,2	10:03'54.865
2	24.251	30.818	28.484	30.279	1'53.832	180,6	10:03'49.191	3	25.026	30.870	28.909	29.995	1'54.800	174,7	10:05'49.665
3	24.839	30.827	28.468	29.494	1'53.628	175,0	10:05'42.819	4	25.014	30.911	29.221	30.443	1'55.589	175,9	10:07'45.254
4	24.340	30.598	28.290	29.372	1'52.600	178,5	10:07'35.419	5	25.072	31.139	29.323	30.335	1'55.869	173,6	10:09'41.123
5	24.343	30.008	28.018	29.168	1'51.537	177,9	10:09'26.956	6	24.899	31.215	29.361	29.891	1'55.366	174,7	10:11'36.489
6	24.286	30.223	28.023	30.239	1'52.771	177,3	10:11'19.727	7	24.979	31.037	29.119	30.483	1'55.618	175,9	10:13'32.107
7	24.391	30.125	28.343	29.741	1'52.600	175,9	10:13'12.327								

**30**

Donington Park 4.023 m

4 / 4

Prosecco DOC UK Round, 2-4 July 2021 Analysis Race 3

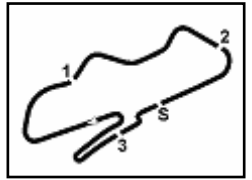
Start at 9:59'54.366

NC		20 K. DICKINSON					
Lap	Seg.1	Seg.2	Seg.3	Seg.4	Lap Time	km/h	Local Time
1		32.403	29.503	30.364	2'03.567	179,1	10:01'57.933
2	25.759	33.185	32.880	39.300	2'11.124P	167,9	10:04'09.057

NC		42 C. JOHNSON					
Lap	Seg.1	Seg.2	Seg.3	Seg.4	Lap Time	km/h	Local Time
1		30.067	28.541	39.891	2'07.437P	180,3	10:02'01.803

RET		38 A. DAVIE (1'45.823)					
Lap	Seg.1	Seg.2	Seg.3	Seg.4	Lap Time	km/h	Local Time
1		28.595	26.839	28.918	1'50.616	183,7	10:01'44.982
2	23.191	28.472	26.947	28.066	1'46.676	188,2	10:03'31.658
3	23.101	28.265	26.879	28.007	1'46.252	188,8	10:05'17.910
4	22.922	28.608	27.334	27.859	1'46.723	190,8	10:07'04.633
5	23.005	28.326	26.679	28.169	1'46.179	187,8	10:08'50.812
6	22.940	27.896	27.392	27.595	1'45.823	180,6	10:10'36.635
7	22.983	28.285	27.018	27.717	1'46.003	181,2	10:12'22.638

RET		14 J. MCMANUS (1'45.871)					
Lap	Seg.1	Seg.2	Seg.3	Seg.4	Lap Time	km/h	Local Time
1		28.810	26.852	27.650	1'50.598	191,9	10:01'44.964
2	23.073	28.347	26.883	28.006	1'46.309	187,5	10:03'31.273
3	22.948	28.525	26.704	27.694	1'45.871	184,9	10:05'17.144
4	23.145	28.800	26.864	27.457	1'46.266	186,9	10:07'03.410
5	23.182	28.309	27.067	27.499	1'46.057	181,2	10:08'49.467
6	23.307	28.251	27.025	27.628	1'46.211	181,2	10:10'35.678
7	23.311	28.616	27.193	27.988	1'47.108	180,3	10:12'22.786



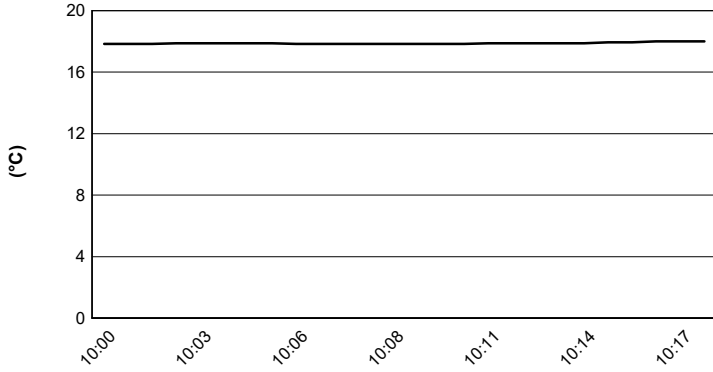
Donington Park 4.023 m

Prosecco DOC UK Round, 2-4 July 2021

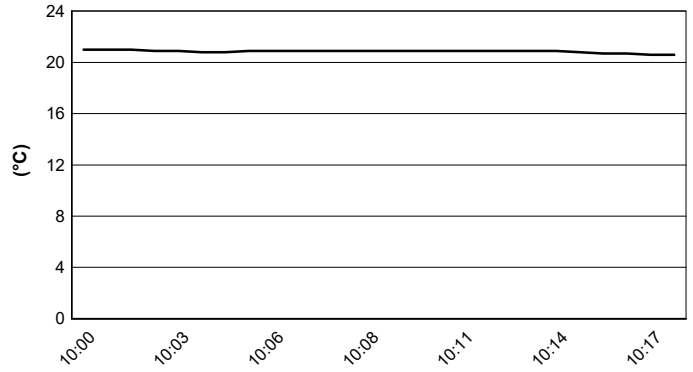
Weather Report Race 3

Session started 10:00 - Session ended 10:18

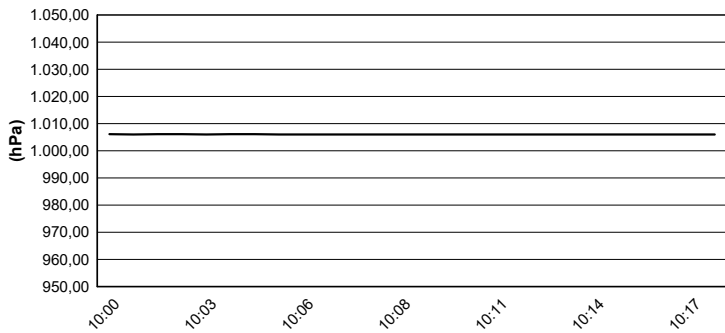
Air Temperature



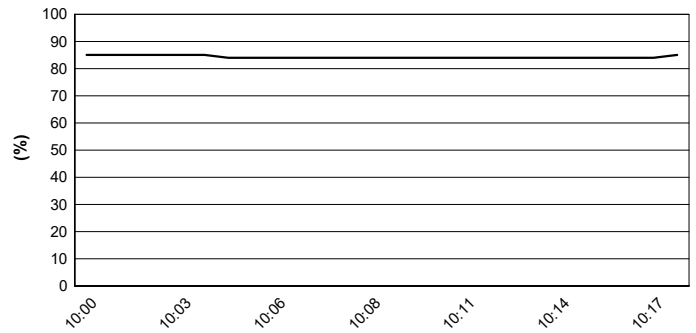
Track Temperature



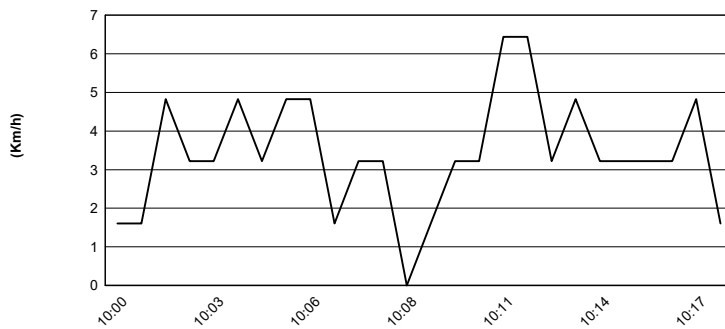
Air Pressure



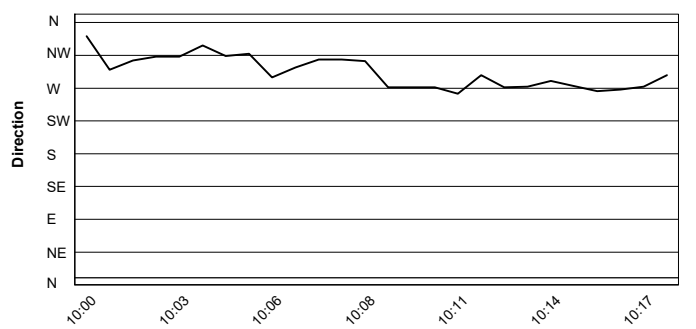
Humidity



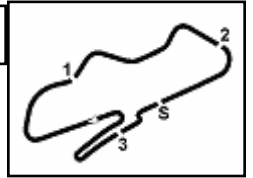
Wind Speed



Wind Direction



04/07/2021

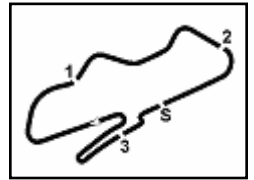


Donington Park 4.023 m

Prosecco DOC UK Round, 2-4 July 2021

Fastest Laps Race 3

	No.	Rider	Nat	Team	Bike	Lap	Time	Gap
1	69	T. BOOTH AMOS	GBR	Heligan Group Kawasaki	Kawasaki	3	1'45.503	
2	52	K. DIXON	GBR	Affinity Sports Academy	Kawasaki	4	1'45.554	0.051
3	22	C. DAWSON	GBR	MSS Performance	Kawasaki	2	1'45.601	0.098
4	33	D. CONNELL	GBR	DC Racing	Kawasaki	6	1'45.611	0.108
5	5	O. JONES	GBR	Symcirrus Motorsport	Kawasaki	6	1'45.693	0.190
6	17	Z. SHELTON	GBR	Team Evergreen	Kawasaki	5	1'45.784	0.281
7	38	A. DAVIE	GBR	JDF Racing	Kawasaki	6	1'45.823	0.320
8	14	J. MCMANUS	GBR	Affinity Sports Academy	Kawasaki	3	1'45.871	0.368
9	11	L. ALLEN	GBR	Allen Racing	Yamaha	6	1'45.922	0.419
10	46	A. BARNES	GBR	BarneyRacing	Yamaha	3	1'45.923	0.420
11	2	J. THOMAS	GBR	3D Racing	Kawasaki	2	1'47.630	2.127
12	47	J. FARRAGHER	GBR	Affinity Sports Academy	Kawasaki	2	1'48.452	2.949
13	90	H. COOK	GBR	Force One Yamaha Racing Team	Yamaha	6	1'48.478	2.975
14	56	B. WILSON	GBR	Thornecroft56 Racing	Kawasaki	6	1'48.618	3.115
15	93	M. HARDIE	GBR	Affinity Sports Academy	Kawasaki	7	1'48.761	3.258
16	39	C. SELLORS	GBR	Thornecroft56 Racing	Kawasaki	6	1'48.840	3.337
17	88	E. DUFTON	GBR	Phoenix Race Team & Sports Leisure 1	Kawasaki	6	1'48.876	3.373
18	25	K. KENT	GBR	Platform Hire Racing	Kawasaki	7	1'48.892	3.389
19	74	F. SMART-WEEDEN	GBR	TAG Racing Ltd	Kawasaki	3	1'49.063	3.560
20	23	J. ELLIS	GBR	JPR	Kawasaki	2	1'49.087	3.584
21	21	L. GILBY	GBR	Jalmics Racing	Yamaha	2	1'49.408	3.905
22	15	C. JONES	GBR	RICH Energy OMG Racing	Yamaha	4	1'49.552	4.049
23	3	L. JONES	GBR	Team 151 RICH Energy	Kawasaki	2	1'49.721	4.218
24	24	K. SMITH	GBR	Seb Bulpin Racing	Kawasaki	7	1'49.833	4.330
25	82	A. VALENTE	GBR	SBX Racing	KTM	5	1'50.001	4.498
26	12	L. TURNER	GBR	Team Evergreen	Kawasaki	6	1'50.065	4.562
27	30	C. BROWN	GBR	3D Racing	Kawasaki	6	1'50.298	4.795
28	37	J. FERRIS	GBR	Ferris Racing	Kawasaki	6	1'50.306	4.803
29	67	J. STEPHENSON	GBR	Raceways Yamaha	Yamaha	5	1'50.792	5.289
30	96	J. KIRSCH	GBR	JK Racing	Kawasaki	5	1'51.099	5.596
31	99	M. LONGMORE	GBR	Macca Racing	Kawasaki	6	1'51.434	5.931
32	50	F. MCMULLAN	GBR	BD Racing UK	Kawasaki	5	1'51.537	6.034
33	75	C. SMITH	GBR	Seb Bulpin Racing	Kawasaki	2	1'54.501	8.998
34	77	O. MORGAN-EDWARDS	GBR	OME Racing	Kawasaki	3	1'54.587	9.084
35	98	B. MOFFITT	GBR	Moffitt Racing	Kawasaki	3	1'54.800	9.297
36	71	C. MARCUZZO	GBR	CAM Racing	Kawasaki	7	1'55.358	9.855
37	27	C. BEACH	GBR	The UPVC Shop	Kawasaki	7	1'55.380	9.877



Donington Park 4.023 m

Prosecco DOC UK Round, 2-4 July 2021
Starting Grid - Race 4 (10 Laps x 4,023 km = 40,230 km)

1	1	69 BOOTH AMOS T. Kawasaki	2	52 DIXON K. Kawasaki	3	22 DAWSON C. Kawasaki
2	4	33 CONNELL D. Kawasaki	5	5 JONES O. Kawasaki	6	17 SHELTON Z. Kawasaki
3	7	38 DAVIE A. Kawasaki	8	14 MCMANUS J. Kawasaki	9	11 ALLEN L. Yamaha
4	10	46 BARNES A. Yamaha	11	2 THOMAS J. Kawasaki	12	47 FARRAGHER J. Kawasaki
5	13	90 COOK H. Yamaha	14	56 WILSON B. Kawasaki	15	93 HARDIE M. Kawasaki
6	16	39 SELLORS C. Kawasaki	17	88 DUFTON E. Kawasaki	18	25 KENT K. Kawasaki
7	19	74 SMART-WEEDEN F. Kawasaki	20	23 ELLIS J. Kawasaki	21	21 GILBY L. Yamaha
8	22	15 JONES C. Yamaha	23	3 JONES L. Kawasaki	24	24 SMITH K. Kawasaki
9	25	82 VALENTE A. KTM	26	12 TURNER L. Kawasaki	27	30 BROWN C. Kawasaki
10	28	37 FERRIS J. Kawasaki	29	67 STEPHENSON J. Yamaha	30	96 KIRSCH J. Kawasaki
11	31	99 LONGMORE M. Kawasaki	32	50 MCMULLAN F. Kawasaki	33	75 SMITH C. Kawasaki
12	34	77 MORGAN-EDWARDS O Kawasaki	35	42 JOHNSON C. Kawasaki	36	98 MOFFITT B. Kawasaki
13	37	71 MARCUZZO C. Kawasaki	38	27 BEACH C. Kawasaki	39	20 DICKINSON K. Kawasaki
14	40	8 MOFFITT C. Kawasaki				