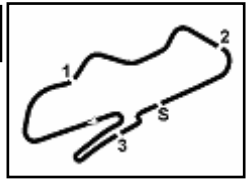

Prosecco DOC UK Round, 2-4 July 2021
Results Warm Up

No.	Rider	Nat	Team	Bike	Time	Gap	Rel.	Laps
1	22 CORDEROY Zak	GBR	Binch Racing	Yamaha	1'34.815			6
2	6 STANLEY George	GBR	Ready4Racing Vision Team	Kawasaki	1'34.894	0.079	0.079	6
3	14 NIXON Jack	GBR	Santander Salt	Yamaha	1'35.081	0.266	0.187	6
4	19 TALBOT Joe	GBR	JR Performance Racing	Kawasaki	1'35.112	0.297	0.031	6
5	15 MCMANUS Eugene	GBR	Affinity Sports Academy	Kawasaki	1'35.130	0.315	0.018	6
6	7 DELVES Liam	GBR	JR Performance Racing	Kawasaki	1'35.466	0.651	0.336	6
7	91 ALDERSON James	GBR	R Alderson and Sons Racing	Triumph	1'36.259	1.444	0.793	6
8	28 HARTGROVE Adam	GBR	Adam Hartgrove Racing	Yamaha	1'36.473	1.658	0.214	6
9	10 REID Simon	GBR	Simon Reid Racing	Yamaha	1'36.636	1.821	0.163	4
10	77 VERWEY Kade	GBR	Team XG Racing	Kawasaki	1'36.716	1.901	0.080	5
11	39 BOURNE Franco	GBR	Chris Walker Kawasaki	Kawasaki	1'36.875	2.060	0.159	6
12	64 DURHAM Asher	GBR	Affinity Sports Academy	Kawasaki	1'36.930	2.115	0.055	6
13	55 VALLELEY Louis	GBR	Code Blue Racing / Team V	Yamaha	1'36.934	2.119	0.004	5
14	33 FARRER Charlie	GBR	Mortimer Racing / Appleyard Academy	Yamaha	1'36.935	2.120	0.001	5
15	21 BROOKS Daniel	GBR	Ready4Racing Vision Team	Kawasaki	1'36.952	2.137	0.017	6
16	57 CRUMP Seth	AUS	Affinity Sports Academy	Kawasaki	1'36.955	2.140	0.003	6
17	3 THOMSON Connor	GBR	Uttilligence / AH Performance	Yamaha	1'37.172	2.357	0.217	6
18	11 LAFFINS Sam	GBR	Sam Laffins Racing / G&S Racing	Kawasaki	1'37.444	2.629	0.272	5
19	8 HALL Cameron	GBR	Triple M Vehicles Sales	Kawasaki	1'38.226	3.411	0.782	5
20	31 DAVIS Jamie	GBR	Uttilligence / AH Performance	Yamaha	1'38.263	3.448	0.037	5
21	76 VERWEY Luke	GBR	Team XG Racing	Kawasaki	1'38.434	3.619	0.171	5
22	25 JONES Lewis	GBR	Lewis Jones Racing	Kawasaki	1'38.628	3.813	0.194	5
23	99 BEDNAREK Jack	GBR	CF Motorsport	Yamaha	1'38.958	4.143	0.330	5
24	37 BULL James	GBR	James Bull Racing	MV Augusta	1'39.360	4.545	0.402	5
25	30 COOK Max	GBR	FS-3 Racing	Kawasaki	1'40.310	5.495	0.950	4
26	51 BARRINGTON Kayla	GBR	Slipscreens / TKB Racing	Kawasaki	1'40.811	5.996	0.501	5
27	4 SMYTH Andrew	GBR	MPW Kawasaki by Blackwater Graphics	Kawasaki	1'41.801	6.986	0.990	5
28	69 COYNE Kevin	IRL	Kevin Coyne Racing 64	Kawasaki	1'41.876	7.061	0.075	5
29	87 HOPPER Jake	GBR	JMH Racing	Yamaha	1'42.107	7.292	0.231	5
30	38 OWENS Michael	GBR	R&R Racing	Yamaha	1'42.138	7.323	0.031	5
31	41 LEATHERLAND Lynden	GBR	GL Fabrications Racing	Yamaha	1'43.256	8.441	1.118	3
32	23 CAIRNS Andrew	GBR	Cairns Racing	Yamaha	1'54.357	19.542	11.101	4
33	71 DRURY Nathan	GBR	Dragon Racing	Kawasaki				0
34	13 CAMPBELL Jake	GBR	Jake Campbell Racing	Kawasaki				0
35	17 ARMSTRONG Kier	GBR	Dan Bones / Lincolnshire Racing Midlands	Kawasaki				0
36	56 ATKINS Charlie	GBR	Synergy Racing	Kawasaki				0
37	63 COWARD Josh	GBR	Coward Racing	Kawasaki				0
38	66 SMITH-HALVORSEN Max	GBR	MSS Performance	Kawasaki				0
39	72 REYNOLDS Toby	GBR	Eagle Cargo Racing	Yamaha				0
40	78 BOWER Matt	GBR	4T2 Racing	Kawasaki				0
41	86 JENNER Owen	GBR	Affinity Sports Academy	Kawasaki				0
42	88 LEIGH Harry	GBR	CVM Motorsport	Kawasaki				0

Humidity:	86%	AIR	17°C
Condition:	Dry	Temp:	19°C

 Start 09:25
 End 09:38

The results are provisional until the end of the time limit for protests and appeals and the completion of the technical checks.



Donington Park 4.023 m

Prosecco DOC UK Round, 2-4 July 2021

Top Speeds Warm Up

BEST LAP			
1	22	CORDEROY Zak	Yamaha 1'34.815
2	6	STANLEY George	Kawasaki 1'34.894
3	14	NIXON Jack	Yamaha 1'35.081
4	19	TALBOT Joe	Kawasaki 1'35.112
5	15	MCMANUS Eugene	Kawasaki 1'35.130
6	7	DELVES Liam	Kawasaki 1'35.466
7	91	ALDERSON James	Triumph 1'36.259
8	28	HARTGROVE Adam	Yamaha 1'36.473
9	10	REID Simon	Yamaha 1'36.636
10	77	VERWEY Kade	Kawasaki 1'36.716
11	39	BOURNE Franco	Kawasaki 1'36.875
12	64	DURHAM Asher	Kawasaki 1'36.930
13	55	VALLELEY Louis	Yamaha 1'36.934
14	33	FARRER Charlie	Yamaha 1'36.935
15	21	BROOKS Daniel	Kawasaki 1'36.952
16	57	CRUMP Seth	Kawasaki 1'36.955
17	3	THOMSON Connor	Yamaha 1'37.172
18	11	LAFFINS Sam	Kawasaki 1'37.444
19	8	HALL Cameron	Kawasaki 1'38.226
20	31	DAVIS Jamie	Yamaha 1'38.263
21	76	VERWEY Luke	Kawasaki 1'38.434
22	25	JONES Lewis	Kawasaki 1'38.628
23	99	BEDNAREK Jack	Yamaha 1'38.958
24	37	BULL James	MV Agusta 1'39.360
25	30	COOK Max	Kawasaki 1'40.310
26	51	BARRINGTON Kayla	Kawasaki 1'40.811
27	4	SMYTH Andrew	Kawasaki 1'41.801
28	69	COYNE Kevin	Kawasaki 1'41.876
29	87	HOPPER Jake	Yamaha 1'42.107
30	38	OWENS Michael	Yamaha 1'42.138
31	41	LEATHERLAND Lynden	Yamaha 1'43.256
32	23	CAIRNS Andrew	Yamaha 1'54.357
33	13	CAMPBELL Jake	Kawasaki
34	17	ARMSTRONG Kier	Kawasaki
35	56	ATKINS Charlie	Kawasaki
36	63	COWARD Josh	Kawasaki
37	66	SMITH-HALVORSEN Max	Kawasaki
38	71	DRURY Nathan	Kawasaki
39	72	REYNOLDS Toby	Yamaha
40	78	BOWER Matt	Kawasaki
41	86	JENNER Owen	Kawasaki
42	88	LEIGH Harry	Kawasaki

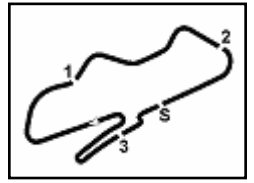
SPEED			
1	39	BOURNE Franco	Kawasaki 234.9
2	33	FARRER Charlie	Yamaha 234.4
3	14	NIXON Jack	Yamaha 233.9
4	57	CRUMP Seth	Kawasaki 233.9
5	37	BULL James	MV Agusta 233.4
6	10	REID Simon	Yamaha 232.9
7	21	BROOKS Daniel	Kawasaki 232.4
8	64	DURHAM Asher	Kawasaki 232.4
9	77	VERWEY Kade	Kawasaki 231.9
10	22	CORDEROY Zak	Yamaha 230.9
11	15	MCMANUS Eugene	Kawasaki 230.9
12	19	TALBOT Joe	Kawasaki 230.4
13	28	HARTGROVE Adam	Yamaha 229.9
14	7	DELVES Liam	Kawasaki 229.9
15	25	JONES Lewis	Kawasaki 229.4
16	6	STANLEY George	Kawasaki 228.9
17	51	BARRINGTON Kayla	Kawasaki 228.4
18	31	DAVIS Jamie	Yamaha 228.4
19	99	BEDNAREK Jack	Yamaha 228.4
20	91	ALDERSON James	Triumph 228.4
21	55	VALLELEY Louis	Yamaha 227.9
22	38	OWENS Michael	Yamaha 227.5
23	76	VERWEY Luke	Kawasaki 227.0
24	41	LEATHERLAND Lynden	Yamaha 227.0
25	3	THOMSON Connor	Yamaha 226.5
26	8	HALL Cameron	Kawasaki 226.5
27	87	HOPPER Jake	Yamaha 226.5
28	69	COYNE Kevin	Kawasaki 226.0
29	11	LAFFINS Sam	Kawasaki 225.6
30	4	SMYTH Andrew	Kawasaki 224.6
31	30	COOK Max	Kawasaki 223.7
32	23	CAIRNS Andrew	Yamaha 211.4
33	71	DRURY Nathan	Kawasaki 201.2

SEG. 1		
1	6	STANLEY George 20.278
2	15	MCMANUS Eugene 20.354
3	22	CORDEROY Zak 20.371
4	39	BOURNE Franco 20.375
5	19	TALBOT Joe 20.375
6	7	DELVES Liam 20.431
7	77	VERWEY Kade 20.549
8	28	HARTGROVE Adam 20.616
9	33	FARRER Charlie 20.625
10	10	REID Simon 20.637
11	57	CRUMP Seth 20.665
12	21	BROOKS Daniel 20.705
13	64	DURHAM Asher 20.744
14	91	ALDERSON James 20.770
15	11	LAFFINS Sam 20.776
16	3	THOMSON Connor 20.794
17	14	NIXON Jack 20.823
18	31	DAVIS Jamie 20.833
19	55	VALLELEY Louis 20.865
20	8	HALL Cameron 20.921
21	37	BULL James 20.951
22	76	VERWEY Luke 21.009
23	25	JONES Lewis 21.014
24	30	COOK Max 21.191
25	99	BEDNAREK Jack 21.277
26	38	OWENS Michael 21.606
27	51	BARRINGTON Kayla 21.632
28	41	LEATHERLAND Lynden 21.886
29	87	HOPPER Jake 21.967
30	4	SMYTH Andrew 21.986
31	69	COYNE Kevin 22.031
32	23	CAIRNS Andrew 24.101

SEG. 2		
1	19	TALBOT Joe 25.569
2	22	CORDEROY Zak 25.659
3	6	STANLEY George 25.761
4	7	DELVES Liam 25.785
5	15	MCMANUS Eugene 25.793
6	28	HARTGROVE Adam 25.905
7	77	VERWEY Kade 25.974
8	64	DURHAM Asher 25.990
9	91	ALDERSON James 25.994
10	14	NIXON Jack 26.008
11	55	VALLELEY Louis 26.053
12	10	REID Simon 26.092
13	39	BOURNE Franco 26.143
14	21	BROOKS Daniel 26.161
15	3	THOMSON Connor 26.192
16	57	CRUMP Seth 26.339
17	11	LAFFINS Sam 26.349
18	33	FARRER Charlie 26.413
19	76	VERWEY Luke 26.471
20	25	JONES Lewis 26.559
21	31	DAVIS Jamie 26.708
22	99	BEDNAREK Jack 26.845
23	8	HALL Cameron 26.851
24	37	BULL James 26.877
25	30	COOK Max 27.295
26	41	LEATHERLAND Lynden 27.508
27	38	OWENS Michael 27.569
28	51	BARRINGTON Kayla 27.629
29	4	SMYTH Andrew 27.670
30	87	HOPPER Jake 27.841
31	69	COYNE Kevin 28.029
32	23	CAIRNS Andrew 31.117
33	71	DRURY Nathan 32.063

SEG. 3		
1	6	STANLEY George 23.799
2	22	CORDEROY Zak 23.890
3	15	MCMANUS Eugene 23.901
4	19	TALBOT Joe 23.927
5	91	ALDERSON James 24.010
6	10	REID Simon 24.108
7	7	DELVES Liam 24.127
8	14	NIXON Jack 24.172
9	28	HARTGROVE Adam 24.174
10	55	VALLELEY Louis 24.287
11	33	FARRER Charlie 24.330
12	21	BROOKS Daniel 24.436
13	77	VERWEY Kade 24.489
14	11	LAFFINS Sam 24.493
15	3	THOMSON Connor 24.529
16	39	BOURNE Franco 24.531
17	64	DURHAM Asher 24.557
18	57	CRUMP Seth 24.559
19	8	HALL Cameron 24.622
20	25	JONES Lewis 24.695
21	99	BEDNAREK Jack 24.749
22	31	DAVIS Jamie 24.751
23	37	BULL James 24.854
24	30	COOK Max 24.861
25	76	VERWEY Luke 24.904
26	51	BARRINGTON Kayla 25.027
27	38	OWENS Michael 25.470
28	87	HOPPER Jake 25.660
29	69	COYNE Kevin 25.662
30	4	SMYTH Andrew 25.698
31	41	LEATHERLAND Lynden 26.008
32	23	CAIRNS Andrew 28.277
33	71	DRURY Nathan 29.150

SEG. 4		
1	6	STANLEY George 24.882
2	22	CORDEROY Zak 24.895
3	15	MCMANUS Eugene 24.933
4	7	DELVES Liam 25.123
5	19	TALBOT Joe 25.130
6	57	CRUMP Seth 25.241
7	91	ALDERSON James 25.262
8	10	REID Simon 25.278
9	39	BOURNE Franco 25.328
10	64	DURHAM Asher 25.351
11	33	FARRER Charlie 25.366
12	28	HARTGROVE Adam 25.475
13	21	BROOKS Daniel 25.495
14	77	VERWEY Kade 25.565
15	55	VALLELEY Louis 25.578
16	14	NIXON Jack 25.585
17	8	HALL Cameron 25.632
18	3	THOMSON Connor 25.657
19	11	LAFFINS Sam 25.752
20	99	BEDNAREK Jack 25.773
21	76	VERWEY Luke 25.927
22	31	DAVIS Jamie 25.959
23	69	COYNE Kevin 26.047
24	25	JONES Lewis 26.108
25	37	BULL James 26.148
26	30	COOK Max 26.189
27	87	HOPPER Jake 26.238
28	51	BARRINGTON Kayla 26.352
29	4	SMYTH Andrew 26.447
30	38	OWENS Michael 26.860
31	41	LEATHERLAND Lynden 27.116
32	23	CAIRNS Andrew 30.704



Prosecco DOC UK Round, 2-4 July 2021

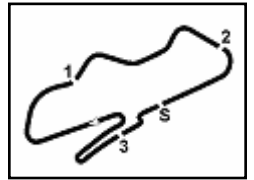
Ideal Times Warm Up

Donington Park 4.023 m

1 / 2

No.	Rider	Bike	Seg. 1	Seg. 2	Seg. 3	Seg. 4	Ideal Time		
			Diff. 1	Diff. 2	Diff. 3	Diff. 4	Best Lap	Pos.	Diff.
1	6 STANLEY G. (GBR)	Kawasaki	20.278 +0.125	25.761 +0.049	23.799	24.882	1'34.720 1'34.894	2	0.174
2	22 CORDEROY Z. (GBR)	Yamaha	20.371	25.659	23.890	24.895	1'34.815 1'34.815	1	
3	15 MCMANUS E. (GBR)	Kawasaki	20.354	25.793 +0.149	23.901	24.933	1'34.981 1'35.130	5	0.149
4	19 TALBOT J. (GBR)	Kawasaki	20.375	25.569	23.927 +0.023	25.130 +0.088	1'35.001 1'35.112	4	0.111
5	7 DELVES L. (GBR)	Kawasaki	20.431	25.785	24.127	25.123	1'35.466 1'35.466	6	
6	91 ALDERSON J. (GBR)	Triumph	20.770 +0.002	25.994	24.010 +0.031	25.262 +0.190	1'36.036 1'36.259	7	0.223
7	10 REID S. (GBR)	Yamaha	20.637 +0.210	26.092 +0.181	24.108	25.278 +0.130	1'36.115 1'36.636	9	0.521
8	28 HARTGROVE A. (GBR)	Yamaha	20.616 +0.058	25.905 +0.245	24.174	25.475	1'36.170 1'36.473	8	0.303
9	39 BOURNE F. (GBR)	Kawasaki	20.375 +0.229	26.143 +0.269	24.531	25.328	1'36.377 1'36.875	11	0.498
10	77 VERWEY K. (GBR)	Kawasaki	20.549 +0.133	25.974	24.489	25.565 +0.006	1'36.577 1'36.716	10	0.139
11	64 DURHAM A. (GBR)	Kawasaki	20.744	25.990	24.557 +0.288	25.351	1'36.642 1'36.930	12	0.288
12	33 FARRER C. (GBR)	Yamaha	20.625 +0.156	26.413 +0.045	24.330	25.366	1'36.734 1'36.935	14	0.201
13	55 VALLELEY L. (GBR)	Yamaha	20.865	26.053	24.287	25.578 +0.151	1'36.783 1'36.934	13	0.151
14	21 BROOKS D. (GBR)	Kawasaki	20.705 +0.131	26.161	24.436	25.495 +0.024	1'36.797 1'36.952	15	0.155
15	57 CRUMP S. (AUS)	Kawasaki	20.665 +0.112	26.339 +0.039	24.559	25.241	1'36.804 1'36.955	16	0.151
16	3 THOMSON C. (GBR)	Yamaha	20.794	26.192	24.529	25.657	1'37.172 1'37.172	17	
17	11 LAFFINS S. (GBR)	Kawasaki	20.776 +0.065	26.349	24.493 +0.009	25.752	1'37.370 1'37.444	18	0.074
18	8 HALL C. (GBR)	Kawasaki	20.921 +0.153	26.851 +0.047	24.622	25.632	1'38.026 1'38.226	19	0.200
19	31 DAVIS J. (GBR)	Yamaha	20.833	26.708 +0.012	24.751	25.959	1'38.251 1'38.263	20	0.012
20	76 VERWEY L. (GBR)	Kawasaki	21.009	26.471	24.904	25.927 +0.123	1'38.311 1'38.434	21	0.123
21	25 JONES L. (GBR)	Kawasaki	21.014 +0.185	26.559 +0.067	24.695	26.108	1'38.376 1'38.628	22	0.252
22	99 BEDNAREK J. (GBR)	Yamaha	21.277	26.845	24.749 +0.098	25.773 +0.216	1'38.644 1'38.958	23	0.314
23	37 BULL J. (GBR)	MV Agusta	20.951 +0.391	26.877 +0.139	24.854	26.148	1'38.830 1'39.360	24	0.530
24	30 COOK M. (GBR)	Kawasaki	21.191 +0.342	27.295 +0.093	24.861 +0.339	26.189	1'39.536 1'40.310	25	0.774
25	51 BARRINGTON K. (GBR)	Kawasaki	21.632	27.629 +0.043	25.027	26.352 +0.128	1'40.640 1'40.811	26	0.171
26	38 OWENS M. (GBR)	Yamaha	21.606 +0.122	27.569 +0.237	25.470 +0.274	26.860	1'41.505 1'42.138	30	0.633
27	87 HOPPER J. (GBR)	Yamaha	21.967	27.841	25.660 +0.215	26.238 +0.186	1'41.706 1'42.107	29	0.401
28	69 COYNE K. (IRL)	Kawasaki	22.031	28.029 +0.102	25.662 +0.005	26.047	1'41.769 1'41.876	28	0.107
29	4 SMYTH A. (GBR)	Kawasaki	21.986	27.670	25.698	26.447	1'41.801 1'41.801	27	
30	41 LEATHERLAND L. (GBR)	Yamaha	21.886 +0.619	27.508	26.008 +0.119	27.116	1'42.518 1'43.256	31	0.738
31	23 CAIRNS A. (GBR)	Yamaha	24.101 +0.158	31.117	28.277	30.704	1'54.199 1'54.357	32	0.158
	13 CAMPBELL J. (GBR)	Kawasaki							
	14 NIXON J. (GBR)	Yamaha			Missing Sector				1'35.081

04/07/2021



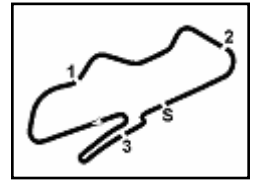
Prosecco DOC UK Round, 2-4 July 2021

Ideal Times Warm Up

Donington Park 4.023 m

2 / 2

No. Rider	Bike	Seg. 1	Seg. 2	Seg. 3	Seg. 4	Ideal Time		
		Diff. 1	Diff. 2	Diff. 3	Diff. 4	Best Lap	Pos.	Diff.
17 ARMSTRONG K. (GBR)	Kawasaki							
56 ATKINS C. (GBR)	Kawasaki							
63 COWARD J. (GBR)	Kawasaki							
66 SMITH-HALVORSEN M	Kawasaki							
71 DRURY N. (GBR)	Kawasaki							
72 REYNOLDS T. (GBR)	Yamaha							
78 BOWER M. (GBR)	Kawasaki							
86 JENNER O. (GBR)	Kawasaki							
88 LEIGH H. (GBR)	Kawasaki							
Overall Ideal Time		20.278	25.569	23.799	24.882	1'34.528		



Prosecco DOC UK Round, 2-4 July 2021

Analysis Warm Up

1° 22 Z. CORDEROY (1'34.815)								7° 91 J. ALDERSON (1'36.259)							
Lap	Seg.1	Seg.2	Seg.3	Seg.4	Lap Time	km/h	Local Time	Lap	Seg.1	Seg.2	Seg.3	Seg.4	Lap Time	km/h	Local Time
1		28.882	25.607	26.605		225,6	9:26'48.565	1		28.963	25.797	27.000		223,2	9:26'54.335
2	21.098	26.340	24.416	26.065	1'37.919	228,4	9:28'26.484	2	21.235	27.226	24.455	25.878	1'38.794	226,0	9:28'33.129
3	20.672	26.621	24.438	25.045	1'36.776	228,4	9:30'03.260	3	21.097	26.454	24.339	25.566	1'37.456	228,4	9:30'10.585
4	20.761	25.955	24.105	25.233	1'36.054	230,9	9:31'39.314	4	20.807	26.398	24.194	25.616	1'37.015	225,1	9:31'47.600
5	20.718	25.806	23.917	24.958	1'35.399	228,9	9:33'14.713	5	20.803	26.273	24.010	25.494	1'36.580	225,6	9:33'24.180
6	20.581	25.956	23.935	25.043	1'35.515	229,4	9:34'50.228	6	20.770	26.286	24.141	25.262	1'36.459	225,6	9:35'00.639
7	20.371	25.659	23.890	24.895	1'34.815	226,5	9:36'25.043	7	20.772	25.994	24.041	25.452	1'36.259	227,0	9:36'36.898

2° 6 G. STANLEY (1'34.894)								8° 28 A. HARTGROVE (1'36.473)							
Lap	Seg.1	Seg.2	Seg.3	Seg.4	Lap Time	km/h	Local Time	Lap	Seg.1	Seg.2	Seg.3	Seg.4	Lap Time	km/h	Local Time
1		27.376	24.766	25.729		226,0	9:26'42.969	1		29.009	25.544	26.454		223,7	9:26'47.787
2	20.963	26.280	24.241	25.346	1'36.830	227,5	9:28'19.799	2	20.985	26.343	24.681	26.434	1'38.443	229,9	9:28'26.230
3	20.764	26.328	23.982	25.103	1'36.177	227,9	9:29'55.976	3	20.826	26.838	24.815	25.899	1'38.378	226,0	9:30'04.608
4	20.450	25.895	24.012	24.960	1'35.317	227,9	9:31'31.293	4	20.714	26.142	24.407	25.837	1'37.100	226,0	9:31'41.708
5	20.278	25.841	23.843	25.465	1'35.427	228,9	9:33'06.720	5	20.674	26.150	24.174	25.475	1'36.473	227,9	9:33'18.181
6	20.315	25.761	23.940	24.884	1'34.900	227,9	9:34'41.620	6	20.616	26.135	24.433	25.780	1'36.964	226,0	9:34'55.145
7	20.403	25.810	23.799	24.882	1'34.894	228,4	9:36'16.514	7	20.666	25.905	24.413	25.849	1'36.833	226,0	9:36'31.978

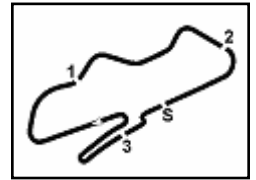
3° 14 J. NIXON (1'35.081)								9° 10 S. REID (1'36.636)							
Lap	Seg.1	Seg.2	Seg.3	Seg.4	Lap Time	km/h	Local Time	Lap	Seg.1	Seg.2	Seg.3	Seg.4	Lap Time	km/h	Local Time
1		28.833	25.146	26.395		229,9	9:26'42.964	1		28.575	25.236	26.422		222,8	9:30'00.698
2	20.823	26.008	24.172	25.585	1'36.588	233,9	9:28'25.552	2	21.295	27.217	24.786	25.808	1'39.106	225,6	9:31'39.804
3					1'35.947		9:30'01.499	3	20.926	26.092	24.292	25.611	1'36.921	232,9	9:33'16.725
4					1'36.141		9:31'37.640	4	20.637	26.542	24.330	25.278	1'36.787	228,9	9:34'53.512
5					1'35.105		9:33'12.745	5	20.847	26.273	24.108	25.408	1'36.636	226,5	9:36'30.148
6					1'35.081		9:34'47.826								
7					1'35.116		9:36'22.942								

4° 19 J. TALBOT (1'35.112)								10° 77 K. VERWEY (1'36.716)							
Lap	Seg.1	Seg.2	Seg.3	Seg.4	Lap Time	km/h	Local Time	Lap	Seg.1	Seg.2	Seg.3	Seg.4	Lap Time	km/h	Local Time
1		27.818	25.278	26.237		227,5	9:26'45.455	1		28.147	25.750	26.940		225,1	9:27'38.553
2	21.353	26.751	24.724	25.809	1'38.637	228,4	9:28'24.092	2	21.341	26.582	25.053	25.908	1'38.884	227,5	9:29'17.437
3	21.054	26.155	24.176	25.371	1'36.756	228,4	9:30'00.848	3	21.039	26.260	24.675	25.686	1'37.660	228,9	9:30'55.097
4	20.684	25.928	24.106	25.237	1'35.955	227,5	9:31'36.803	4	20.682	25.974	24.489	25.571	1'36.716	228,9	9:32'31.813
5	20.698	26.167	24.250	25.240	1'36.355	226,5	9:33'13.158	5	20.776	26.259	24.539	25.565	1'37.139	228,4	9:34'08.952
6	20.839	25.923	23.927	25.130	1'35.819	230,4	9:34'48.977	6	20.549	26.104	24.857	26.088	1'37.598	231,9	9:35'46.550
7	20.375	25.569	23.950	25.218	1'35.112	229,9	9:36'24.089								

5° 15 E. MCMANUS (1'35.130)								11° 39 F. BOURNE (1'36.875)							
Lap	Seg.1	Seg.2	Seg.3	Seg.4	Lap Time	km/h	Local Time	Lap	Seg.1	Seg.2	Seg.3	Seg.4	Lap Time	km/h	Local Time
1		28.219	25.474	26.239		228,9	9:26'46.809	1		29.303	25.794	26.886		227,9	9:26'51.192
2	21.123	26.303	24.377	25.795	1'37.598	230,4	9:28'24.407	2	20.933	27.019	24.837	26.345	1'39.134	232,4	9:28'30.326
3	20.854	26.409	24.246	25.331	1'36.840	230,9	9:30'01.247	3	20.725	26.396	24.721	25.692	1'37.534	231,9	9:30'07.860
4	20.846	26.158	24.203	25.416	1'36.623	230,9	9:31'37.870	4	20.569	26.434	24.703	25.663	1'37.369	229,4	9:31'45.229
5	20.382	25.936	24.160	25.063	1'35.541	230,9	9:33'13.411	5	20.527	26.143	24.641	25.686	1'36.997	224,2	9:33'22.226
6	20.354	25.942	23.901	24.933	1'35.130	230,4	9:34'48.541	6	20.375	26.306	24.674	25.536	1'36.891	229,4	9:34'59.117
7	20.396	25.793	24.024	24.938	1'35.151	230,4	9:36'23.692	7	20.604	26.412	24.531	25.328	1'36.875	234,9	9:36'35.992

6° 7 L. DELVES (1'35.466)								12° 64 A. DURHAM (1'36.930)							
Lap	Seg.1	Seg.2	Seg.3	Seg.4	Lap Time	km/h	Local Time	Lap	Seg.1	Seg.2	Seg.3	Seg.4	Lap Time	km/h	Local Time
1		28.876	25.356	26.410		227,0	9:26'50.938	1		28.806	25.779	26.721		223,7	9:26'49.724
2	20.771	26.257	24.688	25.385	1'37.101	229,9	9:28'28.039	2	21.260	26.669	24.919	25.765	1'38.613	229,9	9:28'28.337
3	20.626	26.177	24.340	25.633	1'36.776	229,9	9:30'04.815	3	20.827	26.199	24.564	25.591	1'37.181	232,4	9:30'05.518
4	20.730	26.001	24.463	25.583	1'36.777	228,9	9:31'41.592	4	20.750	26.028	24.684	25.569	1'37.031	232,4	9:31'42.549
5	20.431	25.785	24.127	25.123	1'35.466	229,9	9:33'17.058	5	20.890	26.442	24.557	25.630	1'37.519	232,4	9:33'20.068
6	20.524	26.375	24.845	25.474	1'37.218	227,5	9:34'54.276	6	20.861	26.147	24.661	25.575	1'37.244	230,4	9:34'57.312
7	20.583	26.339	24.558	25.673	1'37.153	227,0	9:36'31.429	7	20.744	25.990	24.845	25.351	1'36.930	228,9	9:36'34.242

13° 55 L. VALLELEY (1'36.934)							
Lap	Seg.1	Seg.2	Seg.3	Seg.4	Lap Time	km/h	Local Time
1						226,0	9:27'00.699
2	21.444	26.964	26.137	26.257	1'40.802	225,6	9:28'41.501



Prosecco DOC UK Round, 2-4 July 2021

Analysis Warm Up

3	21.408	26.659	24.715	25.733	1'38.515	227,9	9:30'20.016
4	20.865	26.053	24.287	25.729	1'36.934	227,5	9:31'56.950
5	21.061	26.755	24.410	25.578	1'37.804	226,0	9:33'34.754
6	20.914	26.090	24.685	25.896	1'37.585	225,1	9:35'12.339

14° 33 C. FARRER (1'36.935)							
Lap	Seg.1	Seg.2	Seg.3	Seg.4	Lap Time	km/h	Local Time
1		29.556	26.664	26.979		225,6	9:26'53.732
2	21.508	27.670	25.093	25.983	1'40.254	229,4	9:28'33.986
3	21.036	26.656	24.648	25.647	1'37.987	233,4	9:30'11.973
4	20.697	26.413	24.450	25.959	1'37.519	234,4	9:31'49.492
5	20.625	26.579	24.624	25.507	1'37.335	232,4	9:33'26.827
6	20.781	26.458	24.330	25.366	1'36.935	231,9	9:35'03.762

15° 21 D. BROOKS (1'36.952)							
Lap	Seg.1	Seg.2	Seg.3	Seg.4	Lap Time	km/h	Local Time
1		27.878	25.300	26.450		227,0	9:26'45.249
2	21.399	26.787	24.788	25.709	1'38.683	227,5	9:28'23.932
3	21.090	26.811	24.701	25.582	1'38.184	231,4	9:30'02.116
4	20.797	26.494	24.493	25.627	1'37.411	232,4	9:31'39.527
5	20.836	26.161	24.436	25.519	1'36.952	230,4	9:33'16.479
6	20.705	26.475	24.457	25.646	1'37.283	227,9	9:34'53.762
7	20.946	26.291	24.509	25.495	1'37.241	229,4	9:36'31.003

16° 57 S. CRUMP (1'36.955)							
Lap	Seg.1	Seg.2	Seg.3	Seg.4	Lap Time	km/h	Local Time
1		29.005	25.775	26.276		229,9	9:26'51.760
2	21.054	26.588	24.833	25.603	1'38.078	232,4	9:28'29.838
3	20.984	26.499	24.689	25.344	1'37.516	230,4	9:30'07.354
4	20.810	26.576	24.627	25.262	1'37.275	231,9	9:31'44.629
5	20.741	26.339	24.707	25.301	1'37.088	233,9	9:33'21.717
6	20.665	26.383	24.729	25.370	1'37.147	232,4	9:34'58.864
7	20.777	26.378	24.559	25.241	1'36.955	232,4	9:36'35.819

17° 3 C. THOMSON (1'37.172)							
Lap	Seg.1	Seg.2	Seg.3	Seg.4	Lap Time	km/h	Local Time
1		27.961	26.125	26.681		219,6	9:26'46.596
2	21.638	26.526	24.942	26.184	1'39.290	225,1	9:28'25.886
3	20.875	26.931	24.864	25.908	1'38.578	222,8	9:30'04.464
4	21.011	26.372	24.696	26.181	1'38.260	225,1	9:31'42.724
5	20.794	26.192	24.529	25.657	1'37.172	224,6	9:33'19.896
6	21.323	26.441	24.714	26.159	1'38.637	223,7	9:34'58.533
7	21.302	26.693	24.914	26.067	1'38.976	226,5	9:36'37.509

18° 11 S. LAFFINS (1'37.444)							
Lap	Seg.1	Seg.2	Seg.3	Seg.4	Lap Time	km/h	Local Time
1		29.976	25.509	27.246		221,4	9:26'52.277
2	21.163	26.669	25.128	26.353	1'39.313	224,6	9:28'31.590
3	21.226	27.160	24.992	26.127	1'39.505	223,2	9:30'11.095
4	21.050	26.414	24.493	25.891	1'37.848	225,6	9:31'48.943
5	20.776	26.778	25.097	26.190	1'38.841	224,2	9:33'27.784
6	20.841	26.349	24.502	25.752	1'37.444	225,6	9:35'05.228

19° 8 C. HALL (1'38.226)							
Lap	Seg.1	Seg.2	Seg.3	Seg.4	Lap Time	km/h	Local Time
1		30.601	26.766	27.736		218,3	9:26'59.822
2	21.725	27.835	26.373	26.763	1'42.696	226,5	9:28'42.518
3	21.422	27.578	25.758	26.627	1'41.385	226,5	9:30'23.903
4	21.050	27.079	24.803	25.874	1'38.806	226,0	9:32'02.709
5	20.921	26.851	24.710	25.784	1'38.266	226,0	9:33'40.975
6	21.074	26.898	24.622	25.632	1'38.226	226,0	9:35'19.201

20° 31 J. DAVIS (1'38.263)							
Lap	Seg.1	Seg.2	Seg.3	Seg.4	Lap Time	km/h	Local Time
1		34.587	30.159	30.441		205,8	9:27'15.664
2	24.042	30.844	27.303	28.298	1'50.487	223,7	9:29'06.151
3	22.287	28.477	25.610	26.761	1'43.135	226,0	9:30'49.286
4	21.384	27.170	25.083	26.274	1'39.911	228,4	9:32'29.197
5	20.848	26.708	24.964	26.185	1'38.705	227,9	9:34'07.902
6	20.833	26.720	24.751	25.959	1'38.263	227,5	9:35'46.165

21° 76 L. VERWEY (1'38.434)							
Lap	Seg.1	Seg.2	Seg.3	Seg.4	Lap Time	km/h	Local Time
1		29.428	26.823	27.413		224,2	9:26'56.568
2	21.606	27.155	25.269	26.458	1'40.488	226,0	9:28'37.056
3	21.341	27.043	25.915	26.942	1'41.241	225,1	9:30'18.297
4	21.009	26.471	24.904	26.050	1'38.434	226,0	9:31'56.731
5	21.186	27.380	25.013	25.927	1'39.506	227,0	9:33'36.237
6	28.921	28.068	26.455	31.233	1'54.677P	213,9	9:35'30.914

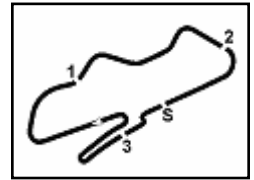
22° 25 L. JONES (1'38.628)							
Lap	Seg.1	Seg.2	Seg.3	Seg.4	Lap Time	km/h	Local Time
1		29.916	26.546	28.389		227,0	9:26'58.785
2	21.718	28.129	25.589	26.871	1'42.307	229,4	9:28'41.092
3	21.637	27.037	24.828	26.617	1'40.119	228,9	9:30'21.211
4	21.148	26.917	25.247	26.562	1'39.874	226,5	9:32'01.085
5	21.199	26.626	24.695	26.108	1'38.628	227,9	9:33'39.713
6	21.014	26.559	25.025	26.203	1'38.801	227,5	9:35'18.514

23° 99 J. BEDNAREK (1'38.958)							
Lap	Seg.1	Seg.2	Seg.3	Seg.4	Lap Time	km/h	Local Time
1		30.854	26.815	28.069		224,6	9:26'54.798
2	21.943	27.711	25.591	26.569	1'41.814	226,5	9:28'36.612
3	21.679	27.506	25.092	26.126	1'40.403	228,4	9:30'17.015
4	21.447	26.893	25.141	26.054	1'39.535	224,2	9:31'56.550
5	21.618	27.103	24.749	25.773	1'39.243	227,5	9:33'35.793
6	21.277	26.845	24.847	25.989	1'38.958	226,0	9:35'14.751

24° 37 J. BULL (1'39.360)							
Lap	Seg.1	Seg.2	Seg.3	Seg.4	Lap Time	km/h	Local Time
1		30.056	27.591	28.204		213,9	9:26'56.417
2	22.005	27.662	26.082	27.025	1'42.774	216,9	9:28'39.191
3	21.844	27.488	25.455	26.750	1'41.537	230,9	9:30'20.728
4	21.346	26.984	25.227	26.545	1'40.102	229,9	9:32'00.830
5	21.342	27.016	24.854	26.148	1'39.360	231,4	9:33'40.190
6	20.951	26.877	25.338	26.410	1'39.576	233,4	9:35'19.766

25° 30 M. COOK (1'40.310)							
Lap	Seg.1	Seg.2	Seg.3	Seg.4	Lap Time	km/h	Local Time
1		29.194	27.171	27.402		215,2	9:26'57.155
2	21.533	27.388	25.200	26.189	1'40.310	221,9	9:28'37.465
3	21.191	27.311	25.195	33.166	1'46.863P	219,6	9:30'24.328
4	1'48.237	27.295	24.861	26.303	3'06.696P	223,7	9:33'31.024
5	22.098	28.423	26.195	34.435	1'51.151P	209,0	9:35'22.175

26° 51 K. BARRINGTON (1'40.811)							
Lap	Seg.1	Seg.2	Seg.3	Seg.4	Lap Time	km/h	Local Time
1		29.953	27.599	28.859		210,2	9:26'58.569
2	22.556	27.838	26.100	27.000	1'43.494	224,2	9:28'42.063
3	21.668	27.629	25.680	27.468	1'42.445	228,4	9:30'24.508
4	21.632	27.672	25.027	26.480	1'40.811	227,0	9:32'05.319
5	21.748	27.708	25.182	26.352	1'40.990	224,6	9:33'46.309



Prosecco DOC UK Round, 2-4 July 2021

Analysis Warm Up

6 22.417 28.143 25.988 34.323 1'50.871P 219,6 9:35'37.180

27° 4 A. SMYTH (1'41.801)							
Lap	Seg.1	Seg.2	Seg.3	Seg.4	Lap Time	km/h	Local Time
1		30.762	27.474	28.853		209,0	9:27'00.153
2	22.505	28.782	26.489	27.358	1'45.134	223,2	9:28'45.287
3	22.446	28.171	26.085	27.334	1'44.036	224,6	9:30'29.323
4	22.140	27.905	25.917	27.412	1'43.374	220,5	9:32'12.697
5	22.082	28.101	25.751	26.646	1'42.580	223,7	9:33'55.277
6	21.986	27.670	25.698	26.447	1'41.801	220,9	9:35'37.078

28° 69 K. COYNE (1'41.876)							
Lap	Seg.1	Seg.2	Seg.3	Seg.4	Lap Time	km/h	Local Time
1		30.789	27.381	28.194		221,9	9:27'00.676
2	22.457	28.751	26.426	27.143	1'44.777	222,8	9:28'45.453
3	22.071	28.568	26.035	26.780	1'43.454	226,0	9:30'28.907
4	22.107	28.029	25.936	27.143	1'43.215	222,8	9:32'12.122
5	22.091	28.307	25.662	26.263	1'42.323	223,2	9:33'54.445
6	22.031	28.131	25.667	26.047	1'41.876	221,4	9:35'36.321

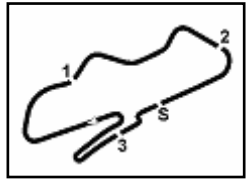
29° 87 J. HOPPER (1'42.107)							
Lap	Seg.1	Seg.2	Seg.3	Seg.4	Lap Time	km/h	Local Time
1		31.336	27.220	27.985		215,2	9:27'02.485
2	22.524	28.555	26.089	27.292	1'44.460	220,9	9:28'46.945
3	21.978	28.378	25.767	26.645	1'42.768	224,6	9:30'29.713
4	22.250	28.075	25.660	30.134	1'46.119P	226,5	9:32'15.832
5	36.667	28.180	25.975	26.238	1'57.060P	224,2	9:34'12.892
6	21.967	27.841	25.875	26.424	1'42.107	223,7	9:35'54.999

30° 38 M. OWENS (1'42.138)							
Lap	Seg.1	Seg.2	Seg.3	Seg.4	Lap Time	km/h	Local Time
1		30.361	27.932	28.112		213,1	9:26'57.590
2	22.630	28.312	27.133	27.367	1'45.442	222,3	9:28'43.032
3	21.881	27.877	25.783	27.147	1'42.688	226,5	9:30'25.720
4	21.606	27.884	26.036	26.941	1'42.467	227,5	9:32'08.187
5	21.728	27.806	25.744	26.860	1'42.138	224,6	9:33'50.325
6	21.795	27.569	25.470	36.050	1'50.884P	226,0	9:35'41.209

31° 41 L. LEATHERLAND (1'43.256)							
Lap	Seg.1	Seg.2	Seg.3	Seg.4	Lap Time	km/h	Local Time
1		30.904	27.140	28.699		213,5	9:26'57.095
2	22.372	27.941	26.008	27.479	1'43.800	227,0	9:28'40.895
3	22.505	27.508	26.127	27.116	1'43.256	226,5	9:30'24.151
4	21.886	29.054	28.585	35.414	1'54.939P	201,2	9:32'19.090

32° 23 A. CAIRNS (1'54.357)							
Lap	Seg.1	Seg.2	Seg.3	Seg.4	Lap Time	km/h	Local Time
1		35.391	30.662	33.052		188,8	9:27'18.138
2	24.673	32.468	29.122	31.620	1'57.883	204,6	9:29'16.021
3	24.730	32.812	28.829	31.167	1'57.538	206,9	9:31'13.559
4	24.259	31.117	28.277	30.704	1'54.357	211,4	9:33'07.916
5	24.101	31.703	35.361	41.999	2'13.164P	178,5	9:35'21.080

33° 71 N. DRURY							
Lap	Seg.1	Seg.2	Seg.3	Seg.4	Lap Time	km/h	Local Time
1		32.063	29.150	42.773		201,2	9:27'12.045



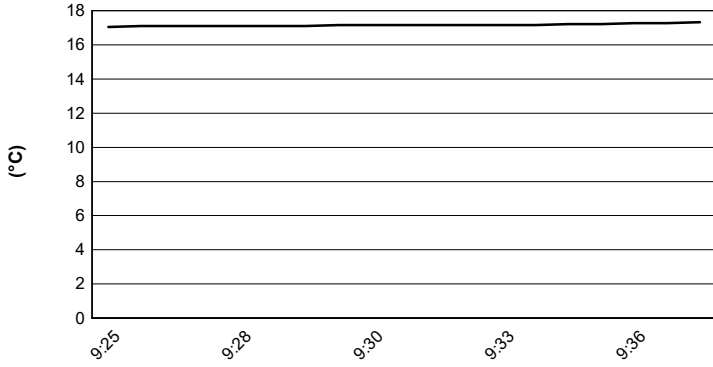
Donington Park 4.023 m

Prosecco DOC UK Round, 2-4 July 2021

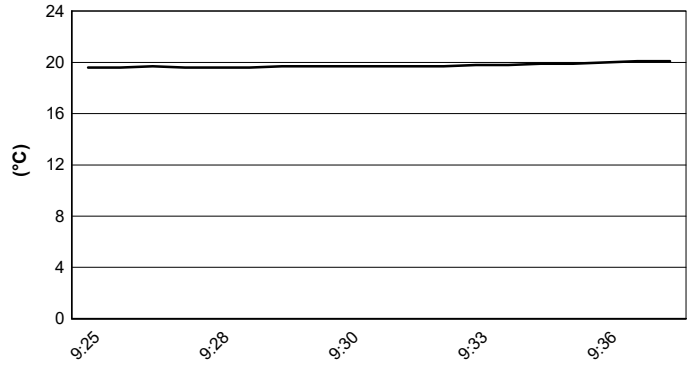
Weather Report Warm Up

Session started 09:25 - Session ended 9:38

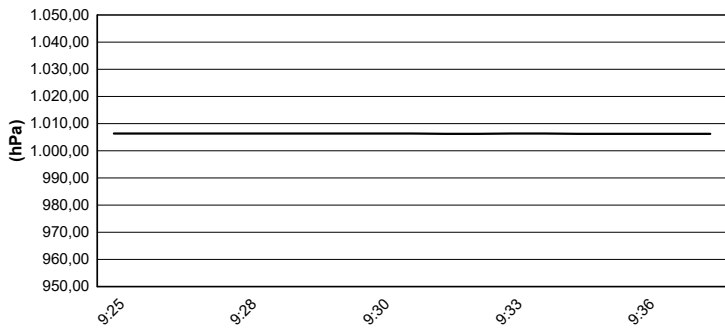
Air Temperature



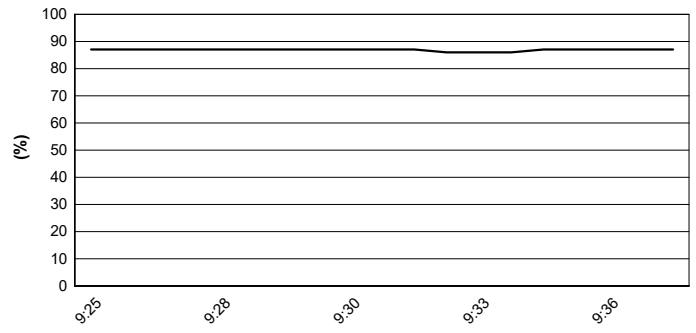
Track Temperature



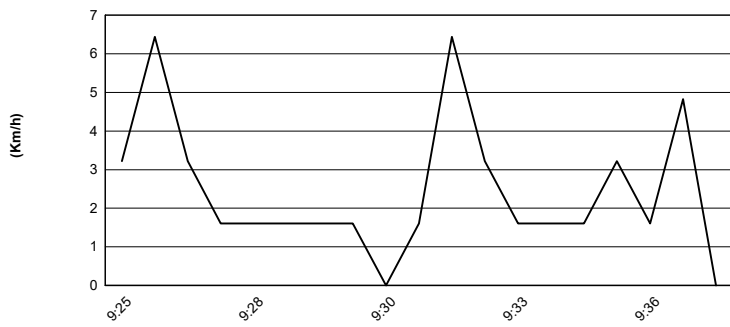
Air Pressure



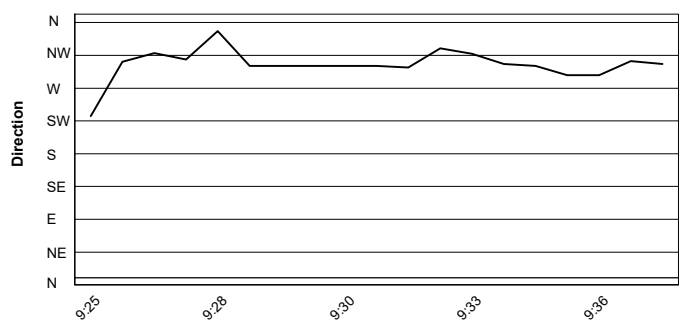
Humidity



Wind Speed



Wind Direction



04/07/2021