

Prosecco DOC UK Round, 2-4 July 2021

Results Race 2

Donington Park 4.023 m

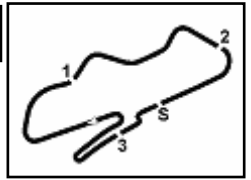
Laps 10 = 40,230 km - Avg 136,399 km/h - Race Time 17'41.800

No.	Rider	Nat	Team	Bike	Laps	Time	Gap	Rel.	Fastest Lap
1	69 BOOTH AMOS Tom	GBR	Heligan Group	Kawasaki	10	17'41.800		8	1'45.438
2	22 DAWSON Cameron	GBR	MSS Performance	Kawasaki	10	17'41.948	0.148	0.148	9 1'45.485
3	38 DAVIE Adon	GBR	JDF Racing	Kawasaki	10	17'46.391	4.591	4.443	5 1'45.439
4	14 MCMANUS James	GBR	Affinity Sports Academy	Kawasaki	10	17'46.701	4.901	0.310	3 1'45.541
5	52 DIXON Kam	GBR	Affinity Sports Academy	Kawasaki	10	17'47.189	5.389	0.488	5 1'45.367
6	11 ALLEN Lucca	GBR	Allen Racing	Yamaha	10	17'47.356	5.556	0.167	5 1'45.225
7	46 BARNES Ash	GBR	BarneyRacing	Yamaha	10	17'47.464	5.664	0.108	6 1'45.283
8	5 JONES Osian	GBR	Symcirus Motorsport	Kawasaki	10	17'50.042	8.242	2.578	5 1'45.875
9	2 THOMAS Joseph	GBR	3D Racing	Kawasaki	10	18'01.124	19.324	11.082	7 1'46.905
10	17 SHELTON Zak	GBR	Team Evergreen	Kawasaki	10	18'01.434	19.634	0.310	4 1'46.498
11	33 CONNELL Declan	GBR	DC Racing	Kawasaki	10	18'01.775	19.975	0.341	5 1'46.173
12	93 HARDIE Mikey	GBR	Affinity Sports Academy	Kawasaki	10	18'08.678	26.878	6.903	5 1'47.572
13	23 ELLIS Joe	GBR	JPR	Kawasaki	10	18'20.593	38.793	11.915	5 1'48.905
14	47 FARRAGHER Joe	GBR	Affinity Sports Academy	Kawasaki	10	18'20.731	38.931	0.138	10 1'48.622
15	15 JONES Chloe	GBR	RICH Energy OMG Racing	Yamaha	10	18'21.023	39.223	0.292	10 1'48.788
16	3 JONES Lewis	GBR	Team 151 RICH Energy	Kawasaki	10	18'21.539	39.739	0.516	10 1'48.955
17	88 DUFTON Elliott	GBR	Phoenix Race Team & Sports Lei	Kawasaki	10	18'21.628	39.828	0.089	10 1'48.808
18	25 KENT Kieran	GBR	Platform Hire Racing	Kawasaki	10	18'21.830	40.030	0.202	9 1'48.471
19	90 COOK Harry	GBR	Force One Yamaha Racing Team	Yamaha	10	18'22.283	40.483	0.453	8 1'48.487
20	39 SELLORS Connor	GBR	Thornycroft56 Racing	Kawasaki	10	18'24.907	43.107	2.624	8 1'49.193
21	24 SMITH Kieran	GBR	Seb Bulpin Racing	Kawasaki	10	18'37.200	55.400	12.293	3 1'50.367
22	56 WILSON Bradley	GBR	Thornycroft56 Racing	Kawasaki	10	18'39.085	57.285	1.885	5 1'49.822
23	8 MOFFITT Chris	GBR	Team Evergreen	Kawasaki	10	18'39.410	57.610	0.325	9 1'49.355
24	74 SMART-WEEDEN Finn	GBR	TAG Racing Ltd	Kawasaki	10	18'40.223	58.423	0.813	9 1'49.928
25	21 GILBY Luke	GBR	Jalmics Racing	Yamaha	10	18'43.600	1'01.800	3.377	4 1'50.418
26	30 BROWN Cameron	GBR	3D Racing	Kawasaki	10	18'44.555	1'02.755	0.955	7 1'50.550
27	67 STEPHENSON Jacob	GBR	Raceways Yamaha	Yamaha	10	18'53.058	1'11.258	8.503	10 1'50.223
28	42 JOHNSON Christopher	GBR	Team Evergreen	Kawasaki	10	18'55.238	1'13.438	2.180	4 1'50.802
29	96 KIRSCH Jack	GBR	JK Racing	Kawasaki	10	18'55.486	1'13.686	0.248	10 1'51.673
30	37 FERRIS Jack	GBR	Ferris Racing	Kawasaki	10	18'55.773	1'13.973	0.287	9 1'51.602
31	99 LONGMORE Mcauley	GBR	Macca Racing	Kawasaki	10	19'06.279	1'24.479	10.506	7 1'52.865
32	75 SMITH Christian	GBR	Seb Bulpin Racing	Kawasaki	10	19'12.326	1'30.526	6.047	4 1'53.543
33	50 MCMULLAN Fred	GBR	BD Racing UK	Kawasaki	10	19'12.955	1'31.155	0.629	6 1'53.508
34	27 BEACH Calum	GBR	The UPVC Shop	Kawasaki	10	19'19.865	1'38.065	6.910	5 1'54.128
35	77 MORGAN-EDWARDS Oliver	GBR	OME Racing	Kawasaki	10	19'28.478	1'46.678	8.613	4 1'54.905
36	71 MARCUZZO Charlotte	GBR	CAM Racing	Kawasaki	10	19'40.097	1'58.297	11.619	2 1'56.542
----- Not Classified -----									
RET	12 TURNER Logan	GBR	Team Evergreen	Kawasaki	4	7'33.928	6 Laps		3 1'50.272
RET	20 DICKINSON Kai	GBR	JPR	Kawasaki	4	8'08.361	6 Laps		2 1'57.918
RET	98 MOFFITT Brian	GBR	Moffitt Racing	Kawasaki	2	4'05.963	8 Laps		
RET	82 VALENTE Alessandro	GBR	SBX Racing	KTM	0				

Starting: 40 Classified: 36 Not Classified: 0 Retired: 4 Not Started: 0
 Fastest Lap N. 5 No. 11 Lucca Allen Time 1'45.225 Avg. 137,636 Km/h

Humidity:	71%	AIR:	21°C
Condition:	Dry	Temp:	25°C

03/07/2021 Start 17:40 End 17:59 The results are provisional until the end of the time limit for protests and appeals and the completion of the technical checks.



Prosecco DOC UK Round, 2-4 July 2021

Top Speeds Race 2

RESULTS

Pos	Rank	Name	Team	Laps
1	69	BOOTH AMOS Tom	Kawasaki	10
2	22	DAWSON Cameron	Kawasaki	0.148
3	38	DAVIE Adon	Kawasaki	4.591
4	14	MCMANUS James	Kawasaki	4.901
5	52	DIXON Kam	Kawasaki	5.389
6	11	ALLEN Lucca	Yamaha	5.556
7	46	BARNES Ash	Yamaha	5.664
8	5	JONES Osian	Kawasaki	8.242
9	2	THOMAS Joseph	Kawasaki	19.324
10	17	SHELTON Zak	Kawasaki	19.634
11	33	CONNELL Declan	Kawasaki	19.975
12	93	HARDIE Mikey	Kawasaki	26.878
13	23	ELLIS Joe	Kawasaki	38.793
14	47	FARRAGHER Joe	Kawasaki	38.931
15	15	JONES Chloe	Yamaha	39.223
16	3	JONES Lewis	Kawasaki	39.739
17	88	DUFTON Elliott	Kawasaki	39.828
18	25	KENT Kieran	Kawasaki	40.030
19	90	COOK Harry	Yamaha	40.483
20	39	SELLORS Connor	Kawasaki	43.107
21	24	SMITH Kieran	Kawasaki	55.400
22	56	WILSON Bradley	Kawasaki	57.285
23	8	MOFFITT Chris	Kawasaki	57.610
24	74	SMART-WEEDEN Finn	Kawasaki	58.423
25	21	GILBY Luke	Yamaha	1'01.800
26	30	BROWN Cameron	Kawasaki	1'02.755
27	67	STEPHENSON Jacob	Yamaha	1'11.258
28	42	JOHNSON Christopher	Kawasaki	1'13.438
29	96	KIRSCH Jack	Kawasaki	1'13.686
30	37	FERRIS Jack	Kawasaki	1'13.973
31	99	LONGMORE Mcauley	Kawasaki	1'24.479
32	75	SMITH Christian	Kawasaki	1'30.526
33	50	MCMULLAN Fred	Kawasaki	1'31.155
34	27	BEACH Calum	Kawasaki	1'38.065
35	77	MORGAN-EDWARDS Oliver	Kawasaki	1'46.678
36	71	MARCUZZO Charlotte	Kawasaki	1'58.297
RET	12	TURNER Logan	Kawasaki	6 Laps
RET	20	DICKINSON Kai	Kawasaki	6 Laps
RET	98	MOFFITT Brian	Kawasaki	8 Laps
RET	82	VALENTE Alessandro	KTM	

SPEED

Pos	Rank	Name	Team	Speed
1	3	JONES Lewis	Kawasaki	187.5
2	14	MCMANUS James	Kawasaki	187.2
3	46	BARNES Ash	Yamaha	187.2
4	11	ALLEN Lucca	Yamaha	186.2
5	52	DIXON Kam	Kawasaki	185.6
6	90	COOK Harry	Yamaha	185.6
7	38	DAVIE Adon	Kawasaki	185.3
8	15	JONES Chloe	Yamaha	184.6
9	5	JONES Osian	Kawasaki	184.3
10	17	SHELTON Zak	Kawasaki	184.0
11	30	BROWN Cameron	Kawasaki	183.4
12	12	TURNER Logan	Kawasaki	183.1
13	23	ELLIS Joe	Kawasaki	182.7
14	33	CONNELL Declan	Kawasaki	182.7
15	96	KIRSCH Jack	Kawasaki	182.4
16	42	JOHNSON Christopher	Kawasaki	182.4
17	93	HARDIE Mikey	Kawasaki	182.4
18	88	DUFTON Elliott	Kawasaki	182.4
19	39	SELLORS Connor	Kawasaki	182.1
20	47	FARRAGHER Joe	Kawasaki	182.1
21	67	STEPHENSON Jacob	Yamaha	182.1
22	2	THOMAS Joseph	Kawasaki	181.8
23	69	BOOTH AMOS Tom	Kawasaki	181.2
24	21	GILBY Luke	Yamaha	180.9
25	27	BEACH Calum	Kawasaki	180.6
26	71	MARCUZZO Charlotte	Kawasaki	180.6
27	25	KENT Kieran	Kawasaki	180.6
28	74	SMART-WEEDEN Finn	Kawasaki	180.3
29	22	DAWSON Cameron	Kawasaki	180.0
30	8	MOFFITT Chris	Kawasaki	179.1
31	20	DICKINSON Kai	Kawasaki	178.8
32	50	MCMULLAN Fred	Kawasaki	178.5
33	37	FERRIS Jack	Kawasaki	177.3
34	56	WILSON Bradley	Kawasaki	177.0
35	98	MOFFITT Brian	Kawasaki	177.0
36	24	SMITH Kieran	Kawasaki	176.2
37	99	LONGMORE Mcauley	Kawasaki	175.6
38	75	SMITH Christian	Kawasaki	174.2
39	77	MORGAN-EDWARDS Oliver	Kawasaki	173.6

SEG. 1

1	46	BARNES Ash	22.739
2	52	DIXON Kam	22.803
3	11	ALLEN Lucca	22.841
4	14	MCMANUS James	22.954
5	38	DAVIE Adon	23.041
6	5	JONES Osian	23.080
7	22	DAWSON Cameron	23.104
8	33	CONNELL Declan	23.238
9	17	SHELTON Zak	23.255
10	2	THOMAS Joseph	23.302
11	69	BOOTH AMOS Tom	23.343
12	93	HARDIE Mikey	23.395
13	15	JONES Chloe	23.434
14	90	COOK Harry	23.448
15	3	JONES Lewis	23.478
16	23	ELLIS Joe	23.486
17	25	KENT Kieran	23.513
18	39	SELLORS Connor	23.581
19	47	FARRAGHER Joe	23.680
20	88	DUFTON Elliott	23.709
21	74	SMART-WEEDEN Finn	23.831
22	8	MOFFITT Chris	23.838
23	67	STEPHENSON Jacob	23.888
24	56	WILSON Bradley	23.943
25	21	GILBY Luke	23.944
26	30	BROWN Cameron	24.012
27	12	TURNER Logan	24.029
28	24	SMITH Kieran	24.053
29	37	FERRIS Jack	24.060
30	96	KIRSCH Jack	24.082
31	42	JOHNSON Christopher	24.103
32	50	MCMULLAN Fred	24.373
33	99	LONGMORE Mcauley	24.413
34	75	SMITH Christian	24.451
35	27	BEACH Calum	24.727
36	71	MARCUZZO Charlotte	24.746
37	77	MORGAN-EDWARDS O	24.970
38	98	MOFFITT Brian	25.060
39	20	DICKINSON Kai	25.881

SEG. 2

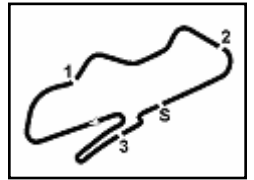
1	46	BARNES Ash	27.880
2	22	DAWSON Cameron	27.945
3	11	ALLEN Lucca	27.975
4	14	MCMANUS James	28.024
5	52	DIXON Kam	28.024
6	38	DAVIE Adon	28.029
7	69	BOOTH AMOS Tom	28.088
8	33	CONNELL Declan	28.181
9	5	JONES Osian	28.187
10	2	THOMAS Joseph	28.228
11	17	SHELTON Zak	28.260
12	93	HARDIE Mikey	28.496
13	3	JONES Lewis	28.822
14	15	JONES Chloe	28.852
15	90	COOK Harry	29.027
16	74	SMART-WEEDEN Finn	29.089
17	47	FARRAGHER Joe	29.158
18	88	DUFTON Elliott	29.186
19	25	KENT Kieran	29.221
20	39	SELLORS Connor	29.222
21	8	MOFFITT Chris	29.257
22	23	ELLIS Joe	29.287
23	56	WILSON Bradley	29.288
24	21	GILBY Luke	29.411
25	12	TURNER Logan	29.433
26	24	SMITH Kieran	29.435
27	42	JOHNSON Christopher	29.482
28	96	KIRSCH Jack	29.768
29	67	STEPHENSON Jacob	29.791
30	30	BROWN Cameron	29.795
31	37	FERRIS Jack	29.996
32	99	LONGMORE Mcauley	30.424
33	50	MCMULLAN Fred	30.460
34	75	SMITH Christian	30.534
35	27	BEACH Calum	30.710
36	77	MORGAN-EDWARDS O	30.808
37	98	MOFFITT Brian	30.858
38	71	MARCUZZO Charlotte	31.688
39	20	DICKINSON Kai	31.889

SEG. 3

1	69	BOOTH AMOS Tom	26.572
2	52	DIXON Kam	26.598
3	22	DAWSON Cameron	26.695
4	33	CONNELL Declan	26.735
5	11	ALLEN Lucca	26.736
6	2	THOMAS Joseph	26.823
7	14	MCMANUS James	26.841
8	17	SHELTON Zak	26.885
9	46	BARNES Ash	26.896
10	38	DAVIE Adon	26.926
11	5	JONES Osian	26.936
12	93	HARDIE Mikey	27.067
13	88	DUFTON Elliott	27.077
14	25	KENT Kieran	27.155
15	15	JONES Chloe	27.224
16	90	COOK Harry	27.267
17	47	FARRAGHER Joe	27.336
18	3	JONES Lewis	27.344
19	23	ELLIS Joe	27.405
20	67	STEPHENSON Jacob	27.611
21	39	SELLORS Connor	27.640
22	74	SMART-WEEDEN Finn	27.641
23	8	MOFFITT Chris	27.643
24	21	GILBY Luke	27.670
25	56	WILSON Bradley	27.715
26	24	SMITH Kieran	27.753
27	30	BROWN Cameron	27.819
28	12	TURNER Logan	27.821
29	42	JOHNSON Christopher	27.974
30	96	KIRSCH Jack	28.137
31	37	FERRIS Jack	28.362
32	75	SMITH Christian	28.487
33	50	MCMULLAN Fred	28.501
34	99	LONGMORE Mcauley	28.628
35	27	BEACH Calum	28.637
36	77	MORGAN-EDWARDS O	28.825
37	71	MARCUZZO Charlotte	29.156
38	98	MOFFITT Brian	29.525
39	20	DICKINSON Kai	29.549

SEG. 4

1	69	BOOTH AMOS Tom	27.107
2	11	ALLEN Lucca	27.191
3	22	DAWSON Cameron	27.198
4	14	MCMANUS James	27.307
5	38	DAVIE Adon	27.340
6	52	DIXON Kam	27.412
7	46	BARNES Ash	27.434
8	5	JONES Osian	27.542
9	33	CONNELL Declan	27.780
10	2	THOMAS Joseph	27.800
11	17	SHELTON Zak	27.926
12	23	ELLIS Joe	27.946
13	93	HARDIE Mikey	28.149
14	88	DUFTON Elliott	28.159
15	25	KENT Kieran	28.168
16	47	FARRAGHER Joe	28.253
17	90	COOK Harry	28.380
18	3	JONES Lewis	28.410
19	15	JONES Chloe	28.430
20	8	MOFFITT Chris	28.463
21	56	WILSON Bradley	28.489
22	39	SELLORS Connor	28.498
23	96	KIRSCH Jack	28.566
24	24	SMITH Kieran	28.594
25	37	FERRIS Jack	28.599
26	67	STEPHENSON Jacob	28.668
27	30	BROWN Cameron	28.697
28	21	GILBY Luke	28.848
29	12	TURNER Logan	28.989
30	74	SMART-WEEDEN Finn	29.037
31	42	JOHNSON Christopher	29.074
32	99	LONGMORE Mcauley	29.316
33	75	SMITH Christian	29.531
34	50	MCMULLAN Fred	29.606
35	77	MORGAN-EDWARDS O	29.781
36	27	BEACH Calum	29.821
37	71	MARCUZZO Charlotte	30.432
38	20	DICKINSON Kai	30.454
39	98	MOFFITT Brian	30.546



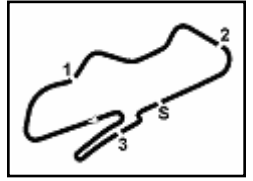
Donington Park 4.023 m

1 / 4

Prosecco DOC UK Round, 2-4 July 2021
Lap Chart Race 2

		Lap									
	1	2	3	4	5	6	7	8	9	10	
1	69	69	69	69	69	69	69	69	69	69	69
2	22	22	22	22	22	22	22	22	22	22	22
3	38	38	38	14	38	14	14	14	38	38	
4	5	5	14	38	14	38	38	38	14	14	
5	11	14	5	52	52	11	46	46	52	52	
6	46	11	52	5	11	52	52	52	11	11	
7	14	52	11	11	5	46	11	11	46	46	
8	52	46	46	46	46	5	5	5	5	5	
9	93	93	2	2	2	17	33	33	2	2	
10	2	2	93	93	33	33	17	17	17	17	
11	47	17	17	17	17	2	2	2	33	33	
12	3	47	33	33	93	93	93	93	93	93	
13	88	33	47	47	47	47	47	90	23	23	
14	17	3	23	90	23	23	90	47	47	47	
15	15	15	3	23	90	90	23	23	15	15	
16	90	23	90	3	3	3	15	15	90	3	
17	33	88	15	15	15	15	3	3	3	88	
18	23	90	39	88	39	88	88	88	88	25	
19	39	39	88	39	88	39	25	25	25	90	
20	74	25	25	25	25	25	39	39	39	39	
21	25	24	24	24	24	24	24	24	24	24	
22	24	74	12	12	8	8	56	56	8	56	
23	99	8	74	8	56	56	8	8	56	8	
24	8	12	8	74	74	74	74	74	74	74	
25	12	99	56	56	21	21	21	21	21	21	
26	37	30	42	42	42	42	42	30	30	30	
27	30	56	30	21	30	30	30	42	42	67	
28	56	37	21	30	37	96	96	67	67	42	
29	96	42	99	96	96	37	67	96	96	96	
30	42	96	37	37	67	67	37	37	37	37	
31	98	21	96	99	99	99	99	99	99	99	
32	21	75	67	67	75	75	75	75	75	75	
33	75	67	75	75	50	50	50	50	50	50	
34	67	27	50	50	27	27	27	27	27	27	
35	50	50	27	27	77	77	77	77	77	77	
36	27	71	77	77	71	71	71	71	71	71	
37	77	77	71	71							
38	71	20	20	20							
39	20	98									

Final Result		
1	69 BOOTH AMOS T.	Laps 10
2	22 DAWSON C.	0.148
3	38 DAVIE A.	4.591
4	14 MCMANUS J.	4.901
5	52 DIXON K.	5.389
6	11 ALLEN L.	5.556
7	46 BARNES A.	5.664
8	5 JONES O.	8.242
9	2 THOMAS J.	19.324
10	17 SHELTON Z.	19.634
11	33 CONNELL D.	19.975
12	93 HARDIE M.	26.878
13	23 ELLIS J.	38.793
14	47 FARRAGHER J.	38.931
15	15 JONES C.	39.223
16	3 JONES L.	39.739
17	88 DUFTON E.	39.828
18	25 KENT K.	40.030
19	90 COOK H.	40.483
20	39 SELLORS C.	43.107
21	24 SMITH K.	55.400
22	56 WILSON B.	57.285
23	8 MOFFITT C.	57.610
24	74 SMART-WEEDEN F.	58.423
25	21 GILBY L.	1'01.800
26	30 BROWN C.	1'02.755
27	67 STEPHENSON J.	1'11.258
28	42 JOHNSON C.	1'13.438
29	96 KIRSCH J.	1'13.686
30	37 FERRIS J.	1'13.973
31	99 LONGMORE M.	1'24.479
32	75 SMITH C.	1'30.526
33	50 MCMULLAN F.	1'31.155
34	27 BEACH C.	1'38.065
35	77 MORGAN-EDWARDS	1'46.678
36	71 MARCUZZO C.	1'58.297
RET	12 TURNER L.	6 Laps
RET	20 DICKINSON K.	6 Laps
RET	98 MOFFITT B.	8 Laps
RET	82 VALENTE A.	



Donington Park 4.023 m

Prosecco DOC UK Round, 2-4 July 2021
Lap Chart Race 2
2 / 4

Lap 1		
1	69	Booth Amos T. 1'50.387
2	22	Dawson C. 0.710
3	38	Davie A. 0.846
4	5	Jones O. 1.267
5	11	Allen L. 1.277
6	46	Barnes A. 1.786
7	14	Mcmanus J. 1.931
8	52	Dixon K. 2.144
9	93	Hardie M. 2.443
10	2	Thomas J. 3.214
11	47	Farragher J. 4.295
12	3	Jones L. 4.688
13	88	Dufton E. 4.725
14	17	Shelton Z. 4.966
15	15	Jones C. 5.136
16	90	Cook H. 5.443
17	33	Connell D. 5.549
18	23	Ellis J. 6.112
19	39	Sellors C. 6.378
20	74	Smart-Weeden F. 7.629
21	25	Kent K. 7.847
22	24	Smith K. 8.249
23	99	Longmore M. 9.266
24	8	Moffitt C. 9.679
25	12	Turner L. 9.877
26	37	Ferris J. 10.141
27	30	Brown C. 10.476
28	56	Wilson B. 11.726
29	96	Kirsch J. 12.246
30	42	Johnson C. 12.305
31	98	Moffitt B. 12.850
32	21	Gilby L. 13.089
33	75	Smith C. 13.329
34	67	Stephenson J. 13.692
35	50	McMullan F. 13.896
36	27	Beach C. 14.218
37	77	Morgan-Edwards O. 14.623
38	71	Marcuzzo C. 14.984
39	20	Dickinson K. 15.357

34	27	Beach C. 23.586
35	50	McMullan F. 23.631
36	71	Marcuzzo C. 25.518
37	77	Morgan-Edwards O. 25.901
38	20	Dickinson K. 27.267
39	98	Moffitt B. 29.568

Lap 3		
1	69	Booth Amos T. 5'22.240
2	22	Dawson C. 0.206
3	38	Davie A. 1.875
4	14	Mcmanus J. 2.004
5	5	Jones O. 2.209
6	52	Dixon K. 3.254
7	11	Allen L. 3.431
8	46	Barnes A. 3.832
9	2	Thomas J. 5.742
10	93	Hardie M. 6.453
11	17	Shelton Z. 8.533
12	33	Connell D. 9.089
13	47	Farragher J. 11.322
14	23	Ellis J. 12.581
15	3	Jones L. 12.613
16	90	Cook H. 12.855
17	15	Jones C. 13.037
18	39	Sellors C. 14.365
19	88	Dufton E. 14.471
20	25	Kent K. 15.757
21	24	Smith K. 17.389
22	12	Turner L. 20.144
23	74	Smart-Weeden F. 20.629
24	8	Moffitt C. 20.753
25	56	Wilson B. 24.080
26	42	Johnson C. 24.505
27	30	Brown C. 24.737
28	21	Gilby L. 25.644
29	99	Longmore M. 26.166
30	37	Ferris J. 26.363
31	96	Kirsch J. 26.432
32	67	Stephenson J. 28.177
33	75	Smith C. 29.543
34	50	McMullan F. 32.978
35	27	Beach C. 33.474
36	77	Morgan-Edwards O. 35.232
37	71	Marcuzzo C. 36.807
38	20	Dickinson K. 39.431

28	30	Brown C. 30.762
29	96	Kirsch J. 33.861
30	37	Ferris J. 34.246
31	99	Longmore M. 35.032
32	67	Stephenson J. 35.190
33	75	Smith C. 37.403
34	50	McMullan F. 41.469
35	27	Beach C. 42.521
36	77	Morgan-Edwards O. 44.454
37	71	Marcuzzo C. 47.792
38	20	Dickinson K. 1'00.438

Lap 5		
1	69	Booth Amos T. 8'53.791
2	22	Dawson C. 0.219
3	38	Davie A. 2.447
4	14	Mcmanus J. 2.577
5	52	Dixon K. 2.794
6	11	Allen L. 3.080
7	5	Jones O. 3.652
8	46	Barnes A. 3.891
9	2	Thomas J. 9.830
10	33	Connell D. 10.171
11	17	Shelton Z. 10.485
12	93	Hardie M. 10.830
13	47	Farragher J. 18.768
14	23	Ellis J. 19.954
15	90	Cook H. 20.449
16	3	Jones L. 21.134
17	15	Jones C. 21.216
18	39	Sellors C. 22.344
19	88	Dufton E. 22.521
20	25	Kent K. 23.115
21	24	Smith K. 26.939
22	8	Moffitt C. 31.998
23	56	Wilson B. 33.567
24	74	Smart-Weeden F. 34.321
25	21	Gilby L. 35.157
26	42	Johnson C. 35.270
27	30	Brown C. 35.627
28	37	Ferris J. 40.738
29	96	Kirsch J. 40.928
30	67	Stephenson J. 42.040
31	99	Longmore M. 42.861
32	75	Smith C. 45.312
33	50	McMullan F. 49.207
34	27	Beach C. 50.781
35	77	Morgan-Edwards O. 54.482
36	71	Marcuzzo C. 59.204

25	21	Gilby L. 39.906
26	42	Johnson C. 40.260
27	30	Brown C. 40.947
28	96	Kirsch J. 48.106
29	37	Ferris J. 48.426
30	67	Stephenson J. 48.985
31	99	Longmore M. 50.646
32	75	Smith C. 55.414
33	50	McMullan F. 56.888
34	27	Beach C. 59.469
35	77	Morgan-Edwards O. 1'04.478
36	71	Marcuzzo C. 1'11.140

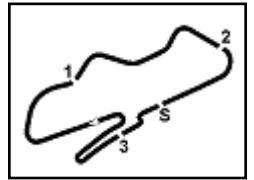
Lap 7		
1	69	Booth Amos T. 12'25.164
2	22	Dawson C. 0.169
3	14	Mcmanus J. 2.689
4	38	Davie A. 2.950
5	46	Barnes A. 3.583
6	52	Dixon K. 3.639
7	11	Allen L. 3.741
8	5	Jones O. 4.734
9	33	Connell D. 13.768
10	17	Shelton Z. 13.784
11	2	Thomas J. 13.915
12	93	Hardie M. 15.196
13	47	Farragher J. 27.067
14	90	Cook H. 27.895
15	23	Ellis J. 28.075
16	15	Jones C. 28.304
17	3	Jones L. 28.959
18	88	Dufton E. 29.683
19	25	Kent K. 30.364
20	39	Sellors C. 31.094
21	24	Smith K. 38.067
22	56	Wilson B. 42.932
23	8	Moffitt C. 43.935
24	74	Smart-Weeden F. 44.238
25	21	Gilby L. 45.149
26	42	Johnson C. 45.798
27	30	Brown C. 45.951
28	96	Kirsch J. 54.691
29	67	Stephenson J. 55.102
30	37	Ferris J. 55.504
31	99	Longmore M. 57.965
32	75	Smith C. 1'04.268
33	50	McMullan F. 1'05.294
34	27	Beach C. 1'08.292
35	77	Morgan-Edwards O. 1'14.012
36	71	Marcuzzo C. 1'22.455

Lap 2		
1	69	Booth Amos T. 3'36.395
2	22	Dawson C. 0.257
3	38	Davie A. 1.341
4	5	Jones O. 1.558
5	14	Mcmanus J. 2.308
6	11	Allen L. 2.877
7	52	Dixon K. 3.185
8	46	Barnes A. 3.431
9	93	Hardie M. 4.168
10	2	Thomas J. 4.535
11	17	Shelton Z. 7.292
12	47	Farragher J. 8.184
13	33	Connell D. 8.287
14	3	Jones L. 8.695
15	15	Jones C. 9.025
16	23	Ellis J. 9.285
17	88	Dufton E. 9.873
18	90	Cook H. 9.923
19	39	Sellors C. 10.666
20	25	Kent K. 11.403
21	24	Smith K. 12.867
22	74	Smart-Weeden F. 13.852
23	8	Moffitt C. 15.629
24	12	Turner L. 15.717
25	99	Longmore M. 17.471
26	30	Brown C. 17.532
27	56	Wilson B. 18.016
28	37	Ferris J. 18.271
29	42	Johnson C. 18.559
30	96	Kirsch J. 18.757
31	21	Gilby L. 19.611
32	75	Smith C. 21.644
33	67	Stephenson J. 21.892

Lap 4		
1	69	Booth Amos T. 7'07.923
2	22	Dawson C. 0.222
3	14	Mcmanus J. 2.704
4	38	Davie A. 2.876
5	52	Dixon K. 3.295
6	5	Jones O. 3.645
7	11	Allen L. 3.723
8	46	Barnes A. 4.151
9	2	Thomas J. 7.685
10	93	Hardie M. 9.126
11	17	Shelton Z. 9.348
12	33	Connell D. 9.866
13	47	Farragher J. 14.726
14	90	Cook H. 16.727
15	23	Ellis J. 16.917
16	3	Jones L. 17.381
17	15	Jones C. 17.584
18	88	Dufton E. 18.451
19	39	Sellors C. 18.649
20	25	Kent K. 19.743
21	24	Smith K. 22.180
22	12	Turner L. 26.005
23	8	Moffitt C. 26.300
24	74	Smart-Weeden F. 26.770
25	56	Wilson B. 29.613
26	42	Johnson C. 29.624
27	21	Gilby L. 30.379

Lap 6		
1	69	Booth Amos T. 10'39.618
2	22	Dawson C. 0.187
3	14	Mcmanus J. 2.477
4	38	Davie A. 2.665
5	11	Allen L. 2.820
6	52	Dixon K. 3.115
7	46	Barnes A. 3.347
8	5	Jones O. 4.102
9	17	Shelton Z. 11.635
10	33	Connell D. 12.161
11	2	Thomas J. 12.556
12	93	Hardie M. 12.952
13	47	Farragher J. 22.891
14	23	Ellis J. 23.841
15	90	Cook H. 24.339
16	3	Jones L. 24.693
17	15	Jones C. 24.846
18	88	Dufton E. 25.952
19	39	Sellors C. 26.789
20	25	Kent K. 27.008
21	24	Smith K. 32.534
22	8	Moffitt C. 37.931
23	56	Wilson B. 38.152
24	74	Smart-Weeden F. 39.166

Lap 8		
1	69	Booth Amos T. 14'10.602
2	22	Dawson C. 0.314
3	14	Mcmanus J. 3.105
4	38	Davie A. 3.290
5	46	Barnes A. 3.537
6	52	Dixon K. 4.052
7	11	Allen L. 4.222
8	5	Jones O. 5.179
9	33	Connell D. 15.189
10	17	Shelton Z. 15.368
11	2	Thomas J. 15.458
12	93	Hardie M. 18.225
13	90	Cook H. 30.944
14	47	Farragher J. 31.372
15	23	Ellis J. 31.575
16	15	Jones C. 32.230
17	3	Jones L. 32.751
18	88	Dufton E. 33.268
19	25	Kent K. 34.068
20	39	Sellors C. 34.849
21	24	Smith K. 43.985
22	56	Wilson B. 48.203
23	8	Moffitt C. 48.943



Donington Park 4.023 m

Prosecco DOC UK Round, 2-4 July 2021
Lap Chart Race 2

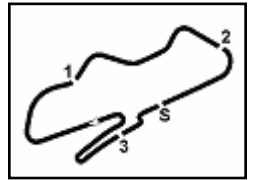
24	74 Smart-Weeden F.	49.098	23	8 Moffitt C.	57.610
25	21 Gilby L.	50.710	24	74 Smart-Weeden F.	58.423
26	30 Brown C.	51.669	25	21 Gilby L.	1'01.800
27	42 Johnson C.	53.267	26	30 Brown C.	1'02.755
28	67 Stephenson J.	1'01.215	27	67 Stephenson J.	1'11.258
29	96 Kirsch J.	1'01.370	28	42 Johnson C.	1'13.438
30	37 Ferris J.	1'01.948	29	96 Kirsch J.	1'13.686
31	99 Longmore M.	1'06.912	30	37 Ferris J.	1'13.973
32	75 Smith C.	1'13.269	31	99 Longmore M.	1'24.479
33	50 McMullan F.	1'13.714	32	75 Smith C.	1'30.526
34	27 Beach C.	1'17.530	33	50 McMullan F.	1'31.155
35	77 Morgan-Edwards O.	1'27.477	34	27 Beach C.	1'38.065
36	71 Marcuzzo C.	1'33.740	35	77 Morgan-Edwards O.	1'46.678
			36	71 Marcuzzo C.	1'58.297

Lap 9

1	69 Booth Amos T.	15'56.122
2	22 Dawson C.	0.279
3	38 Davie A.	3.794
4	14 Mcmanus J.	3.935
5	52 Dixon K.	4.253
6	11 Allen L.	4.487
7	46 Barnes A.	4.924
8	5 Jones O.	6.197
9	2 Thomas J.	17.220
10	17 Shelton Z.	17.625
11	33 Connell D.	18.019
12	93 Hardie M.	22.314
13	23 Ellis J.	35.100
14	47 Farragher J.	35.987
15	15 Jones C.	36.113
16	90 Cook H.	36.129
17	3 Jones L.	36.462
18	88 Dufton E.	36.698
19	25 Kent K.	37.019
20	39 Sellors C.	38.931
21	24 Smith K.	49.697
22	8 Moffitt C.	52.778
23	56 Wilson B.	53.009
24	74 Smart-Weeden F.	53.506
25	21 Gilby L.	56.043
26	30 Brown C.	57.329
27	42 Johnson C.	1'01.925
28	67 Stephenson J.	1'06.713
29	96 Kirsch J.	1'07.691
30	37 Ferris J.	1'08.030
31	99 Longmore M.	1'15.645
32	75 Smith C.	1'22.308
33	50 McMullan F.	1'22.740
34	27 Beach C.	1'27.427
35	77 Morgan-Edwards O.	1'36.981
36	71 Marcuzzo C.	1'45.348

Lap 10

1	69 Booth Amos T.	17'41.800
2	22 Dawson C.	0.148
3	38 Davie A.	4.591
4	14 Mcmanus J.	4.901
5	52 Dixon K.	5.389
6	11 Allen L.	5.556
7	46 Barnes A.	5.664
8	5 Jones O.	8.242
9	2 Thomas J.	19.324
10	17 Shelton Z.	19.634
11	33 Connell D.	19.975
12	93 Hardie M.	26.878
13	23 Ellis J.	38.793
14	47 Farragher J.	38.931
15	15 Jones C.	39.223
16	3 Jones L.	39.739
17	88 Dufton E.	39.828
18	25 Kent K.	40.030
19	90 Cook H.	40.483
20	39 Sellors C.	43.107
21	24 Smith K.	55.400
22	56 Wilson B.	57.285



Donington Park 4.023 m

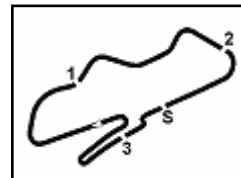
4 / 4

Prosecco DOC UK Round, 2-4 July 2021
Lap Chart Race 2
Race Pace Comparison

	69 Boo	22 Daw	38 Dav	14 McJ	52 Dix	11 All	46 Bar	5 JoO	2 ThJ	17 She	33 Con	93 Har	23 Ell	47 Far
1	1'50.387	1'51.097	1'51.233	1'52.318	1'52.531	1'51.664	1'52.173	1'51.654	1'53.601	1'55.353	1'55.936	1'52.830	1'56.499	1'54.682
2	1'46.008	1'45.555	1'46.503	1'46.385	1'47.049	1'47.608	1'47.653	1'46.299	1'47.329	1'48.334	1'48.746	1'47.733	1'49.181	1'49.897
3	1'45.845	1'45.794	1'46.379	1'45.541	1'45.914	1'46.399	1'46.246	1'46.496	1'47.052	1'47.086	1'46.647	1'48.130	1'49.141	1'48.983
4	1'45.683	1'45.699	1'46.684	1'46.383	1'45.724	1'45.975	1'46.002	1'47.119	1'47.626	1'46.498	1'46.460	1'48.356	1'50.019	1'49.087
5	1'45.868	1'45.865	1'45.439	1'45.741	1'45.367	1'45.225	1'45.608	1'45.875	1'48.013	1'47.005	1'46.173	1'47.572	1'48.905	1'49.910
6	1'45.827	1'45.795	1'46.045	1'45.727	1'46.148	1'45.567	1'45.283	1'46.277	1'48.553	1'46.977	1'47.817	1'47.949	1'49.714	1'49.950
7	1'45.546	1'45.528	1'45.831	1'45.758	1'46.070	1'46.467	1'45.782	1'46.178	1'46.905	1'47.695	1'47.153	1'47.790	1'49.780	1'49.722
8	1'45.438	1'45.583	1'45.778	1'45.854	1'45.851	1'45.919	1'45.392	1'45.883	1'46.981	1'47.022	1'46.859	1'48.467	1'48.938	1'49.743
9	1'45.520	1'45.485	1'46.024	1'46.350	1'45.721	1'45.785	1'46.907	1'46.538	1'47.282	1'47.777	1'48.350	1'49.609	1'49.045	1'50.135
10	1'45.678	1'45.547	1'46.475	1'46.644	1'46.814	1'46.747	1'46.418	1'47.723	1'47.782	1'47.687	1'47.634	1'50.242	1'49.371	1'48.622

	15 JoC	3 JoL	88 Duf	25 Ken	90 CoO	39 Sel	24 SmK	56 Wil	8 MoC	74 Sma	21 Gil	30 Bro	67 Ste	42 Joh
1	1'55.523	1'55.075	1'55.112	1'58.234	1'55.830	1'56.765	1'58.636	2'02.113	2'00.066	1'58.016	2'03.476	2'00.863	2'04.079	2'02.692
2	1'49.897	1'50.015	1'51.156	1'49.564	1'50.488	1'50.296	1'50.626	1'52.298	1'51.958	1'52.231	1'52.530	1'53.064	1'54.208	1'52.262
3	1'49.857	1'49.763	1'50.443	1'50.199	1'48.777	1'49.544	1'50.367	1'51.909	1'50.969	1'52.622	1'51.878	1'53.050	1'52.130	1'51.791
4	1'50.230	1'50.451	1'49.663	1'49.669	1'49.555	1'49.967	1'50.474	1'51.216	1'51.230	1'51.824	1'50.418	1'51.708	1'52.696	1'50.802
5	1'49.500	1'49.621	1'49.938	1'49.240	1'49.590	1'49.563	1'50.627	1'49.822	1'51.566	1'53.419	1'50.646	1'50.733	1'52.718	1'51.514
6	1'49.457	1'49.386	1'49.258	1'49.720	1'49.717	1'50.272	1'51.422	1'50.412	1'51.760	1'50.672	1'50.576	1'51.147	1'52.772	1'50.817
7	1'49.004	1'49.812	1'49.277	1'48.902	1'49.102	1'49.851	1'51.079	1'50.326	1'51.550	1'50.618	1'50.789	1'50.550	1'51.663	1'51.084
8	1'49.364	1'49.230	1'49.023	1'49.142	1'48.487	1'49.193	1'51.356	1'50.709	1'50.446	1'50.298	1'50.999	1'51.156	1'51.551	1'52.907
9	1'49.403	1'49.231	1'48.950	1'48.471	1'50.705	1'49.602	1'51.232	1'50.326	1'49.355	1'49.928	1'50.853	1'51.180	1'51.018	1'54.178
10	1'48.788	1'48.955	1'48.808	1'48.689	1'50.032	1'49.854	1'51.381	1'49.954	1'50.510	1'50.595	1'51.435	1'51.104	1'50.223	1'57.191

	96 Kir	37 Fer	99 Lon	75 SmC	50 McF	27 Bea	77 Mor	71 Mar	12 Tur	20 Dic	98 MoB
1	2'02.633	2'00.528	1'59.653	2'03.716	2'04.283	2'04.605	2'05.010	2'05.371	2'00.264	2'05.744	2'03.237
2	1'52.519	1'54.138	1'54.213	1'54.323	1'55.743	1'55.376	1'57.286	1'56.542	1'51.848	1'57.918	2'02.726
3	1'53.520	1'53.937	1'54.540	1'53.744	1'55.192	1'55.733	1'55.176	1'57.134	1'50.272	1'58.009	
4	1'53.112	1'53.566	1'54.549	1'53.543	1'54.174	1'54.730	1'54.905	1'56.668	1'51.544	2'06.690	
5	1'52.935	1'52.360	1'53.697	1'53.777	1'53.606	1'54.128	1'55.896	1'57.280			
6	1'53.005	1'53.515	1'53.612	1'55.929	1'53.508	1'54.515	1'55.823	1'57.763			
7	1'52.131	1'52.624	1'52.865	1'54.400	1'53.952	1'54.369	1'55.080	1'56.861			
8	1'52.117	1'51.882	1'54.385	1'54.439	1'53.858	1'54.676	1'58.903	1'56.723			
9	1'51.841	1'51.602	1'54.253	1'54.559	1'54.546	1'55.417	1'55.024	1'57.128			
10	1'51.673	1'51.621	1'54.512	1'53.896	1'54.093	1'56.316	1'55.375	1'58.627			



Prosecco DOC UK Round, 2-4 July 2021

Analysis Race 2

Start at 17:39'53.135

Donington Park 4.023 m

1 / 4

1° 69 T. BOOTH AMOS (1'45.438)							
Lap	Seg.1	Seg.2	Seg.3	Seg.4	Lap Time	km/h	Local Time
1		28.646	27.565	27.450	1'50.387	174.5	17:41'43.522
2	23.626	28.204	27.009	27.169	1'46.008	173,3	17:43'29.530
3	23.525	28.088	26.809	27.423	1'45.845	174,5	17:45'15.375
4	23.466	28.275	26.782	27.160	1'45.683	175,9	17:47'01.058
5	23.363	28.548	26.754	27.203	1'45.868	178,2	17:48'46.926
6	23.510	28.224	26.961	27.132	1'45.827	173,9	17:50'32.753
7	23.397	28.111	26.848	27.190	1'45.546	175,6	17:52'18.299
8	23.477	28.282	26.572	27.107	1'45.438	181,2	17:54'03.737
9	23.343	28.190	26.596	27.391	1'45.520	181,2	17:55'49.257
10	23.366	28.442	26.730	27.140	1'45.678	179,4	17:57'34.935
Race Time 17'41.800							

2° 22 C. DAWSON (1'45.485)							
Lap	Seg.1	Seg.2	Seg.3	Seg.4	Lap Time	km/h	Local Time
1		28.769	27.583	27.926	1'51.097	176,5	17:41'44.232
2	23.222	28.195	26.836	27.302	1'45.555	179,4	17:43'29.787
3	23.365	28.209	26.695	27.525	1'45.794	178,5	17:45'15.581
4	23.368	28.308	26.753	27.270	1'45.699	175,0	17:47'01.280
5	23.242	28.225	26.968	27.430	1'45.865	175,6	17:48'47.145
6	23.378	28.315	26.809	27.293	1'45.795	178,2	17:50'32.940
7	23.288	28.262	26.780	27.198	1'45.528	180,0	17:52'18.468
8	23.163	28.303	26.757	27.360	1'45.583	176,8	17:54'04.051
9	23.104	27.945	26.818	27.618	1'45.485	175,9	17:55'49.536
10	23.181	28.235	26.830	27.301	1'45.547	177,0	17:57'35.083
Race Time 17'41.948							

3° 38 A. DAVIE (1'45.439)							
Lap	Seg.1	Seg.2	Seg.3	Seg.4	Lap Time	km/h	Local Time
1		28.876	27.581	28.187	1'51.233	177,3	17:41'44.368
2	23.341	28.286	27.102	27.774	1'46.503	181,5	17:43'30.871
3	23.376	28.338	26.926	27.739	1'46.379	180,9	17:45'17.250
4	23.423	28.643	27.091	27.527	1'46.684	183,7	17:47'03.934
5	23.079	28.048	26.928	27.384	1'45.439	179,1	17:48'49.373
6	23.297	28.082	26.966	27.700	1'46.045	184,3	17:50'35.418
7	23.044	28.029	27.117	27.641	1'45.831	183,4	17:52'21.249
8	23.086	28.326	27.026	27.340	1'45.778	185,3	17:54'07.027
9	23.041	28.347	27.107	27.529	1'46.024	182,4	17:55'53.051
10	23.327	28.461	27.122	27.565	1'46.475	180,0	17:57'39.526
Race Time 17'46.391							

4° 14 J. MCMANUS (1'45.541)							
Lap	Seg.1	Seg.2	Seg.3	Seg.4	Lap Time	km/h	Local Time
1		28.864	27.539	28.568	1'52.318	187,2	17:41'45.453
2	23.290	28.288	27.026	27.781	1'46.385	183,1	17:43'31.838
3	23.022	28.024	26.841	27.654	1'45.541	186,5	17:45'17.379
4	23.183	28.451	26.981	27.768	1'46.383	182,4	17:47'03.762
5	23.135	28.270	27.029	27.307	1'45.741	181,8	17:48'49.503
6	23.071	28.080	26.931	27.645	1'45.727	182,4	17:50'35.230
7	23.041	28.124	27.044	27.549	1'45.758	182,1	17:52'20.988
8	22.954	28.484	26.929	27.487	1'45.854	181,5	17:54'06.842
9	23.090	28.353	27.171	27.736	1'46.350	181,2	17:55'53.192
10	23.250	28.649	27.177	27.568	1'46.644	182,7	17:57'39.836
Race Time 17'46.701							

5° 52 K. DIXON (1'45.367)							
Lap	Seg.1	Seg.2	Seg.3	Seg.4	Lap Time	km/h	Local Time
1		29.619	27.125	28.532	1'52.531	185,6	17:41'45.666
2	23.382	28.231	27.463	27.973	1'47.049	183,1	17:43'32.715
3	23.018	28.463	26.906	27.527	1'45.914	181,5	17:45'18.629
4	23.066	28.377	26.778	27.503	1'45.724	183,7	17:47'04.353
5	22.803	28.196	26.598	27.770	1'45.367	182,7	17:48'49.720
6	23.114	28.155	27.269	27.610	1'46.148	185,3	17:50'35.868
7	22.935	28.151	27.486	27.498	1'46.070	178,2	17:52'21.938
8	22.923	28.397	26.792	27.739	1'45.851	184,9	17:54'07.789

9	22.828	28.024	27.457	27.412	1'45.721	184,6	17:55'53.510
10	23.013	28.462	27.165	28.174	1'46.814	181,5	17:57'40.324
Race Time 17'47.189							

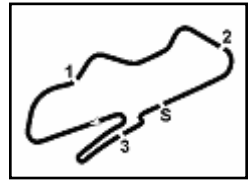
6° 11 L. ALLEN (1'45.225)							
Lap	Seg.1	Seg.2	Seg.3	Seg.4	Lap Time	km/h	Local Time
1		29.584	27.302	27.802	1'51.664	185,3	17:41'44.799
2	23.439	28.881	27.490	27.798	1'47.608	183,4	17:43'32.407
3	23.194	28.848	26.816	27.541	1'46.399	185,6	17:45'18.806
4	23.058	28.268	26.823	27.826	1'45.975	186,2	17:47'04.781
5	22.869	28.377	26.788	27.191	1'45.225	184,0	17:48'50.006
6	22.906	28.266	26.829	27.566	1'45.567	182,7	17:50'35.573
7	23.091	28.070	27.105	28.201	1'46.467	180,6	17:52'22.040
8	23.045	28.284	26.736	27.854	1'45.919	184,9	17:54'07.959
9	22.841	27.975	27.598	27.371	1'45.785	177,6	17:55'53.744
10	22.921	28.721	26.854	28.251	1'46.747	183,7	17:57'40.491
Race Time 17'47.356							

7° 46 A. BARNES (1'45.283)							
Lap	Seg.1	Seg.2	Seg.3	Seg.4	Lap Time	km/h	Local Time
1		28.861	27.599	28.570	1'52.173	179,7	17:41'45.308
2	23.837	28.238	27.650	27.928	1'47.653	182,7	17:43'32.961
3	22.959	28.639	26.967	27.681	1'46.246	186,9	17:45'19.207
4	22.903	28.197	26.896	28.006	1'46.002	186,2	17:47'05.209
5	22.838	28.087	26.975	27.708	1'45.608	185,9	17:48'50.817
6	22.967	27.880	26.968	27.468	1'45.283	187,2	17:50'36.100
7	22.816	27.997	27.104	27.865	1'45.782	179,4	17:52'21.882
8	22.973	27.993	26.992	27.434	1'45.392	184,9	17:54'07.274
9	22.909	28.349	27.863	27.786	1'46.907	182,4	17:55'54.181
10	22.739	28.616	27.002	28.061	1'46.418	185,9	17:57'40.599
Race Time 17'47.464							

8° 5 O. JONES (1'45.875)							
Lap	Seg.1	Seg.2	Seg.3	Seg.4	Lap Time	km/h	Local Time
1		29.130	27.565	28.264	1'51.654	181,8	17:41'44.789
2	23.289	28.261	26.936	27.813	1'46.299	183,4	17:43'31.088
3	23.238	28.414	27.175	27.669	1'46.496	184,3	17:45'17.584
4	23.257	28.353	27.609	27.900	1'47.119	183,4	17:47'04.703
5	23.155	28.187	26.979	27.554	1'45.875	182,4	17:48'50.578
6	23.080	28.433	27.119	27.645	1'46.277	181,5	17:50'36.855
7	23.169	28.272	27.063	27.674	1'46.178	180,6	17:52'23.033
8	23.108	28.278	26.955	27.542	1'45.883	180,3	17:54'08.916
9	23.083	28.420	27.165	27.870	1'46.538	180,0	17:55'55.454
10	23.381	28.881	27.351	28.110	1'47.723	177,9	17:57'43.177
Race Time 17'50.042							

9° 2 J. THOMAS (1'46.905)							
Lap	Seg.1	Seg.2	Seg.3	Seg.4	Lap Time	km/h	Local Time
1		29.307	27.513	28.455	1'53.601	179,4	17:41'46.736
2	23.610	28.567	26.823	28.329	1'47.329	180,3	17:43'34.065
3	23.302	28.742	27.082	27.926	1'47.052	177,6	17:45'21.117
4	23.514	28.888	27.043	28.181	1'47.626	177,3	17:47'08.743
5	23.724	28.840	27.229	28.220	1'48.013	177,0	17:48'56.756
6	23.704	29.138	27.559	28.152	1'48.553	181,5	17:50'45.309
7	23.405	28.228	26.913	28.359	1'46.905	179,4	17:52'32.214
8	23.632	28.490	27.059	27.800	1'46.981	179,1	17:54'19.195
9	23.410	28.973	27.004	27.895	1'47.282	181,8	17:56'06.477
10	23.673	29.008	27.198	27.903	1'47.782	174,7	17:57'54.259
Race Time 18'01.124							

10° 17 Z. SHELTON (1'46.498)							
Lap	Seg.1	Seg.2	Seg.3	Seg.4	Lap Time	km/h	Local Time
1		29.858	27.216	28.954	1'55.353	184,0	17:41'48.488
2	23.820	28.940	27.241	28.333	1'48.334	180,0	17:43'36.822
3	23.322	28.573	27.170	28.021	1'47.086	177,9	17:45'23.908
4	23.255	28.260	26.885	28.098	1'46.498	182,1	17:47'10.406
5	23.328	28.398	26.952	28.327	1'47.005	181,5	17:48'57.411



Prosecco DOC UK Round, 2-4 July 2021

Analysis Race 2

Donington Park 4.023 m

Start at 17:39'53.135

2 / 4

Lap	Seg.1	Seg.2	Seg.3	Seg.4	Lap Time	km/h	Local Time
6	23.308	28.569	27.113	27.987	1'46.977	180,9	17:50'44.388
7	23.411	28.535	27.123	28.626	1'47.695	178,5	17:52'32.083
8	23.386	28.359	27.201	28.076	1'47.022	178,5	17:54'19.105
9	23.640	28.700	26.924	28.513	1'47.777	179,4	17:56'06.882
10	23.357	28.995	27.409	27.926	1'47.687	179,4	17:57'54.569
Race Time 18'01.434							

Lap	Seg.1	Seg.2	Seg.3	Seg.4	Lap Time	km/h	Local Time
3	24.262	29.260	27.288	29.047	1'49.857	180,0	17:45'28.412
4	23.939	29.169	27.928	29.194	1'50.230	180,6	17:47'18.642
5	23.872	29.317	27.615	28.696	1'49.500	183,7	17:49'08.142
6	23.802	29.256	27.734	28.665	1'49.457	181,5	17:50'57.599
7	23.697	29.598	27.224	28.485	1'49.004	180,6	17:52'46.603
8	23.434	29.363	28.060	28.507	1'49.364	180,0	17:54'35.967
9	23.615	28.991	28.074	28.723	1'49.403	176,8	17:56'25.370
10	24.048	28.852	27.458	28.430	1'48.788	177,3	17:58'14.158
Race Time 18'21.023							

11° 33 D. CONNELL (1'46.173)							
Lap	Seg.1	Seg.2	Seg.3	Seg.4	Lap Time	km/h	Local Time
1		30.638	27.650	28.545	1'55.936	179,7	17:41'49.071
2	23.756	29.182	27.248	28.560	1'48.746	182,4	17:43'37.817
3	23.446	28.395	26.735	28.071	1'46.647	180,3	17:45'24.464
4	23.353	28.181	27.014	27.912	1'46.460	180,3	17:47'10.924
5	23.238	28.209	26.770	27.956	1'46.173	182,7	17:48'57.097
6	23.445	28.845	27.557	27.970	1'47.817	180,3	17:50'44.914
7	23.401	28.288	26.979	28.485	1'47.153	181,5	17:52'32.067
8	23.665	28.318	27.096	27.780	1'46.859	176,8	17:54'18.926
9	23.588	28.764	27.359	28.639	1'48.350	176,2	17:56'07.276
10	23.488	28.623	27.382	28.141	1'47.634	180,3	17:57'54.910
Race Time 18'01.775							

16° 3 L. JONES (1'48.955)							
Lap	Seg.1	Seg.2	Seg.3	Seg.4	Lap Time	km/h	Local Time
1		29.610	27.872	29.206	1'55.075	187,5	17:41'48.210
2	23.931	29.621	27.419	29.044	1'50.015	185,3	17:43'38.225
3	23.735	29.328	27.526	29.174	1'49.763	182,4	17:45'27.988
4	24.063	29.241	27.936	29.211	1'50.451	182,1	17:47'18.439
5	23.948	29.168	27.718	28.787	1'49.621	181,2	17:49'08.060
6	23.682	29.204	27.703	28.797	1'49.386	183,7	17:50'57.446
7	23.722	29.937	27.743	28.410	1'49.812	178,2	17:52'47.258
8	23.478	28.822	27.805	29.125	1'49.230	183,7	17:54'36.488
9	23.732	28.896	27.643	28.960	1'49.231	181,5	17:56'25.719
10	23.830	29.055	27.344	28.726	1'48.955	184,3	17:58'14.674
Race Time 18'21.539							

12° 93 M. HARDIE (1'47.572)							
Lap	Seg.1	Seg.2	Seg.3	Seg.4	Lap Time	km/h	Local Time
1		29.337	27.444	28.380	1'52.830	180,6	17:41'45.965
2	23.439	28.980	27.067	28.247	1'47.733	180,0	17:43'33.698
3	23.516	29.001	27.352	28.261	1'48.130	181,2	17:45'21.828
4	23.482	29.010	27.336	28.528	1'48.356	178,5	17:47'10.184
5	23.702	28.496	27.225	28.149	1'47.572	182,4	17:48'57.756
6	23.395	28.747	27.505	28.302	1'47.949	180,0	17:50'45.705
7	23.472	28.809	27.274	28.235	1'47.790	177,3	17:52'33.495
8	23.618	28.966	27.665	28.218	1'48.467	176,8	17:54'21.962
9	23.611	29.471	27.781	28.746	1'49.609	174,7	17:56'11.571
10	23.859	29.425	27.903	29.055	1'50.242	173,9	17:58'01.813
Race Time 18'08.678							

17° 88 E. DUFTON (1'48.808)							
Lap	Seg.1	Seg.2	Seg.3	Seg.4	Lap Time	km/h	Local Time
1		29.856	27.982	29.751	1'55.112	177,3	17:41'48.247
2	24.335	29.896	27.611	29.314	1'51.156	179,4	17:43'39.403
3	24.143	29.539	27.931	28.830	1'50.443	178,5	17:45'29.846
4	23.867	29.530	27.808	28.458	1'49.663	176,8	17:47'19.509
5	24.012	29.592	27.778	28.556	1'49.938	182,4	17:49'09.447
6	23.938	29.584	27.510	28.226	1'49.258	181,2	17:50'58.705
7	23.871	29.494	27.613	28.299	1'49.277	177,9	17:52'47.982
8	23.709	29.436	27.719	28.159	1'49.023	175,0	17:54'37.005
9	23.754	29.410	27.610	28.176	1'48.950	177,0	17:56'25.955
10	23.814	29.186	27.077	28.731	1'48.808	180,6	17:58'14.763
Race Time 18'21.628							

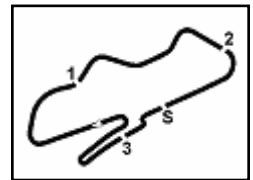
13° 23 J. ELLIS (1'48.905)							
Lap	Seg.1	Seg.2	Seg.3	Seg.4	Lap Time	km/h	Local Time
1		29.859	28.308	28.438	1'56.499	178,8	17:41'49.634
2	23.888	29.515	27.529	28.249	1'49.181	181,2	17:43'38.815
3	23.889	29.566	27.405	28.281	1'49.141	182,7	17:45'27.956
4	23.895	29.287	28.059	28.778	1'50.019	175,6	17:47'17.975
5	23.739	29.546	27.674	27.946	1'48.905	176,2	17:49'06.880
6	24.091	29.579	27.754	28.290	1'49.714	175,6	17:50'56.594
7	23.893	29.916	27.563	28.408	1'49.780	181,8	17:52'46.374
8	23.486	29.392	27.948	28.112	1'48.938	178,2	17:54'35.312
9	23.583	29.437	27.904	28.121	1'49.045	178,5	17:56'24.357
10	23.881	29.390	27.959	28.141	1'49.371	173,1	17:58'13.728
Race Time 18'20.593							

18° 25 K. KENT (1'48.471)							
Lap	Seg.1	Seg.2	Seg.3	Seg.4	Lap Time	km/h	Local Time
1		30.935	28.298	28.652	1'58.234	177,6	17:41'51.369
2	23.726	29.639	27.667	28.532	1'49.564	177,0	17:43'40.933
3	23.890	29.549	28.042	28.718	1'50.199	177,6	17:45'31.132
4	23.698	29.370	27.880	28.721	1'49.669	177,3	17:47'20.801
5	23.771	29.306	27.701	28.462	1'49.240	179,1	17:49'10.041
6	23.660	29.368	27.993	28.699	1'49.720	177,9	17:50'59.761
7	23.542	29.423	27.769	28.168	1'48.902	179,1	17:52'48.663
8	23.578	29.324	27.751	28.489	1'49.142	177,0	17:54'37.805
9	23.513	29.221	27.443	28.294	1'48.471	180,0	17:56'26.276
10	23.635	29.644	27.155	28.255	1'48.689	180,6	17:58'14.965
Race Time 18'21.830							

14° 47 J. FARRAGHER (1'48.622)							
Lap	Seg.1	Seg.2	Seg.3	Seg.4	Lap Time	km/h	Local Time
1		29.788	27.701	29.143	1'54.682	182,1	17:41'47.817
2	24.121	29.599	27.418	28.759	1'49.897	180,0	17:43'37.714
3	23.695	29.434	27.336	28.518	1'48.983	177,9	17:45'26.697
4	23.768	29.167	27.587	28.565	1'49.087	176,5	17:47'15.784
5	23.907	29.519	27.890	28.594	1'49.910	175,9	17:49'05.694
6	23.909	29.541	27.998	28.502	1'49.950	174,7	17:50'55.644
7	23.872	29.538	27.886	28.426	1'49.722	175,3	17:52'45.366
8	23.680	29.633	27.940	28.490	1'49.743	173,3	17:54'35.109
9	24.004	29.380	28.062	28.689	1'50.135	175,9	17:56'25.244
10	23.778	29.158	27.433	28.253	1'48.622	176,8	17:58'13.866
Race Time 18'20.731							

19° 90 H. COOK (1'48.487)							
Lap	Seg.1	Seg.2	Seg.3	Seg.4	Lap Time	km/h	Local Time
1		29.830	28.036	29.455	1'55.830	182,4	17:41'48.965
2	24.010	29.726	27.596	29.156	1'50.488	180,0	17:43'39.453
3	23.914	29.151	27.267	28.445	1'48.777	185,6	17:45'28.230
4	23.987	29.067	28.121	28.380	1'49.555	181,8	17:47'17.785
5	23.892	29.606	27.692	28.400	1'49.590	182,1	17:49'07.375
6	23.863	29.774	27.635	28.445	1'49.717	182,1	17:50'57.092
7	23.814	29.321	27.492	28.475	1'49.102	179,1	17:52'46.194
8	23.448	29.192	27.447	28.400	1'48.487	177,6	17:54'34.681
9	23.911	29.583	28.401	28.810	1'50.705	175,6	17:56'25.386
10	24.746	29.027	27.268	28.991	1'50.032	182,4	17:58'15.418
Race Time 18'22.283							

15° 15 C. JONES (1'48.788)							
Lap	Seg.1	Seg.2	Seg.3	Seg			



Prosecco DOC UK Round, 2-4 July 2021

Analysis Race 2

Start at 17:39'53.135

3 / 4

20° 39 C. SELLORS (1'49.193)							
Lap	Seg.1	Seg.2	Seg.3	Seg.4	Lap Time	km/h	Local Time
1		30.621	27.975	29.381	1'56.765	180.3	17:41'49.900
2	24.092	29.516	27.892	28.796	1'50.296	178.2	17:43'40.196
3	23.874	29.244	27.640	28.786	1'49.544	180.6	17:45'29.740
4	23.760	29.529	27.945	28.733	1'49.967	178.2	17:47'19.707
5	23.960	29.337	27.768	28.498	1'49.563	178.5	17:49'09.270
6	23.874	29.584	28.058	28.756	1'50.272	177.0	17:50'59.542
7	23.928	29.337	28.033	28.553	1'49.851	182.1	17:52'49.393
8	23.581	29.222	27.743	28.647	1'49.193	175.3	17:54'38.586
9	23.784	29.403	27.843	28.572	1'49.602	175.6	17:56'28.188
10	23.867	29.612	27.687	28.688	1'49.854	175.9	17:58'18.042
Race Time 18'24.907							

9	23.917	29.262	27.712	29.037	1'49.928	177.9	17:56'42.763
10	23.831	29.933	27.683	29.148	1'50.595	179.7	17:58'33.358
Race Time 18'40.223							

21° 24 K. SMITH (1'50.367)							
Lap	Seg.1	Seg.2	Seg.3	Seg.4	Lap Time	km/h	Local Time
1		30.858	28.226	29.520	1'58.636	175.3	17:41'51.771
2	24.086	29.435	28.110	28.995	1'50.626	175.9	17:43'42.397
3	24.053	29.721	27.753	28.840	1'50.367	176.2	17:45'32.764
4	24.159	29.767	27.869	28.679	1'50.474	175.3	17:47'23.238
5	24.157	29.896	27.832	28.742	1'50.627	175.9	17:49'13.865
6	24.294	30.074	28.002	29.052	1'51.422	175.0	17:51'05.287
7	24.309	30.100	28.076	28.594	1'51.079	174.2	17:52'56.366
8	24.171	29.953	28.338	28.894	1'51.356	172.5	17:54'47.722
9	24.154	30.227	28.123	28.728	1'51.232	171.4	17:56'38.954
10	24.200	30.187	28.342	28.652	1'51.381	172.5	17:58'30.335
Race Time 18'37.200							

25° 21 L. GILBY (1'50.418)							
Lap	Seg.1	Seg.2	Seg.3	Seg.4	Lap Time	km/h	Local Time
1		31.209	29.434	31.728	2'03.476	180.9	17:41'56.611
2	24.330	30.287	28.401	29.512	1'52.530	176.5	17:43'49.141
3	24.175	30.257	28.229	29.217	1'51.878	177.3	17:45'41.019
4	24.151	29.617	27.670	28.980	1'50.418	179.4	17:47'31.437
5	23.944	29.725	27.906	29.071	1'50.646	179.7	17:49'22.083
6	24.025	29.411	27.878	29.262	1'50.576	175.6	17:51'12.659
7	24.106	29.508	27.771	29.404	1'50.789	173.1	17:53'03.448
8	24.291	29.800	28.047	28.861	1'50.999	175.6	17:54'54.447
9	24.115	29.865	28.025	28.848	1'50.853	170.9	17:56'45.300
10	24.195	30.110	28.251	28.879	1'51.435	173.6	17:58'36.735
Race Time 18'43.600							

22° 56 B. WILSON (1'49.822)							
Lap	Seg.1	Seg.2	Seg.3	Seg.4	Lap Time	km/h	Local Time
1		31.077	29.436	30.036	2'02.113	177.0	17:41'55.248
2	24.423	29.928	28.830	29.117	1'52.298	173.6	17:43'47.546
3	24.487	29.885	28.388	29.149	1'51.909	171.4	17:45'39.455
4	24.177	29.735	28.087	29.217	1'51.216	173.6	17:47'30.671
5	24.226	29.288	27.715	28.593	1'49.822	172.8	17:49'20.493
6	23.943	29.476	27.943	29.050	1'50.412	173.9	17:51'10.905
7	24.144	29.576	28.117	28.489	1'50.326	172.8	17:53'01.231
8	24.198	29.533	28.235	28.743	1'50.709	172.0	17:54'51.940
9	24.043	29.413	27.872	28.998	1'50.326	171.4	17:56'42.266
10	24.008	29.585	27.778	28.583	1'49.954	172.0	17:58'32.220
Race Time 18'39.085							

26° 30 C. BROWN (1'50.550)							
Lap	Seg.1	Seg.2	Seg.3	Seg.4	Lap Time	km/h	Local Time
1		31.089	29.307	29.459	2'00.863	183.4	17:41'53.998
2	24.288	31.114	28.556	29.106	1'53.064	175.6	17:43'47.062
3	24.794	30.586	28.587	29.083	1'53.050	175.9	17:45'40.112
4	24.160	30.190	28.250	29.108	1'51.708	177.0	17:47'31.820
5	24.054	29.820	27.879	28.980	1'50.733	177.6	17:49'22.553
6	24.276	29.901	28.165	28.805	1'51.147	176.8	17:51'13.700
7	24.136	29.831	27.819	28.764	1'50.550	177.6	17:53'04.250
8	24.012	29.795	27.881	29.468	1'51.156	178.5	17:54'55.406
9	24.182	30.128	28.173	28.697	1'51.180	174.2	17:56'46.586
10	24.225	30.037	28.016	28.826	1'51.104	175.9	17:58'37.690
Race Time 18'44.555							

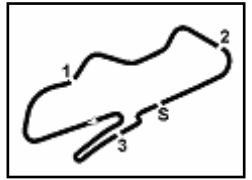
23° 8 C. MOFFITT (1'49.355)							
Lap	Seg.1	Seg.2	Seg.3	Seg.4	Lap Time	km/h	Local Time
1		31.307	28.543	29.710	2'00.066	177.9	17:41'53.201
2	24.764	30.271	28.027	28.896	1'51.958	176.5	17:43'45.159
3	24.331	29.536	27.818	29.284	1'50.969	179.1	17:45'36.128
4	23.923	29.396	28.178	29.733	1'51.230	175.3	17:47'27.358
5	24.140	29.715	28.563	29.148	1'51.566	177.0	17:49'18.924
6	24.304	29.910	28.288	29.258	1'51.760	173.6	17:51'10.684
7	24.302	29.912	28.031	29.305	1'51.550	178.2	17:53'02.234
8	23.954	29.380	28.609	28.503	1'50.446	173.1	17:54'52.680
9	23.838	29.257	27.643	28.617	1'49.355	175.0	17:56'42.035
10	24.167	30.095	27.785	28.463	1'50.510	173.9	17:58'32.545
Race Time 18'39.410							

27° 67 J. STEPHENSON (1'50.223)							
Lap	Seg.1	Seg.2	Seg.3	Seg.4	Lap Time	km/h	Local Time
1		32.256	29.178	31.221	2'04.079	182.1	17:41'57.214
2	24.500	31.104	28.602	30.002	1'54.208	174.7	17:43'51.422
3	24.570	30.571	27.851	29.138	1'52.130	180.6	17:45'43.552
4	23.888	29.847	28.968	29.993	1'52.696	173.6	17:47'36.248
5	24.468	30.439	28.246	29.565	1'52.718	176.5	17:49'28.966
6	24.273	30.130	28.705	29.664	1'52.772	171.4	17:51'21.738
7	24.122	30.029	28.250	29.262	1'51.663	175.9	17:53'13.401
8	23.983	30.157	28.160	29.251	1'51.551	174.7	17:55'04.952
9	24.142	30.420	27.788	28.668	1'51.018	172.8	17:56'55.970
10	23.891	29.791	27.611	28.930	1'50.223	174.5	17:58'46.193
Race Time 18'53.058							

24° 74 F. SMART-WEEDEN (1'49.928)							
Lap	Seg.1	Seg.2	Seg.3	Seg.4	Lap Time	km/h	Local Time
1		30.659	28.297	30.104	1'58.016	177.3	17:41'51.151
2	24.300	29.849	28.475	29.607	1'52.231	180.0	17:43'43.382
3	24.375	30.103	28.203	29.941	1'52.622	176.5	17:45'36.004
4	24.450	29.263	28.509	29.602	1'51.824	180.3	17:47'27.828
5	24.064	29.553	28.455	31.347	1'53.419	179.7	17:49'21.247
6	24.386	29.544	27.641	29.101	1'50.672	177.0	17:51'11.919
7	24.007	29.219	27.859	29.533	1'50.618	175.6	17:53'02.537
8	23.955	29.089	28.126	29.128	1'50.298	174.2	17:54'52.835

28° 42 C. JOHNSON (1'50.802)							
Lap	Seg.1	Seg.2	Seg.3	Seg.4	Lap Time	km/h	Local Time
1		31.607	29.639	30.972	2'02.692	182.1	17:41'55.827
2	24.250	29.761	28.992	29.259	1'52.262	174.5	17:43'48.089
3	24.285	30.174	28.240	29.092	1'51.791	182.4	17:45'39.880
4	24.108	29.627	27.993	29.074	1'50.802	177.0	17:47'30.682
5	24.398	29.673	28.005	29.438	1'51.514	175.6	17:49'22.196
6	24.103	29.482	28.052	29.180	1'50.817	175.6	17:51'13.013
7	24.136	29.758	27.974	29.216	1'51.084	175.6	17:53'04.097
8	24.714	29.715	28.356	30.122	1'52.907	166.4	17:54'57.004
9	24.756	30.879	28.540	30.003	1'54.178	170.6	17:56'51.182
10	25.087	31.371	29.138	31.595	1'57.191	157.9	17:58'48.373
Race Time 18'55.238							

29° 96 J. KIRSCH (1'51.673)							
Lap	Seg.1	Seg.2	Seg.3	Seg.4	Lap Time	km/h	Local Time
1		31.577	29.751	30.094	2'02.633	182.4	17:41'55.768
2	24.122	29.768	29.137	29.492	1'52.519	177.0	17:43'48.287
3	24.387	30.331	28.729	30.073	1'53.520	178.5	17:45'41.807
4	24.560	30.044	29.025	29.483	1'53.112	173.1	17:47'34.919
5	24.427	30.339	28.637	29.532	1'52.935	172.5	17:49'27.854




Donington Park 4.023 m

Prosecco DOC UK Round, 2-4 July 2021

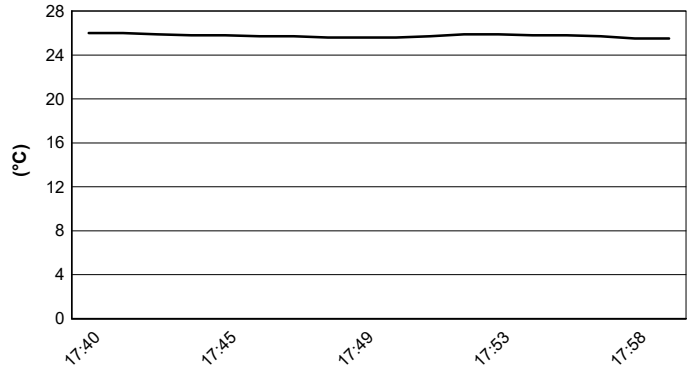
Weather Report Race 2

Session started 17:40 - Session ended 17:59


Air Temperature



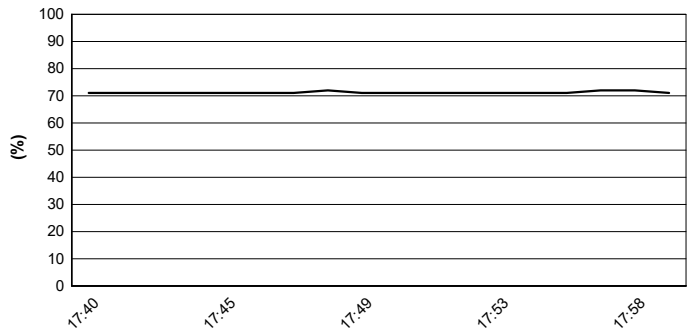
Track Temperature



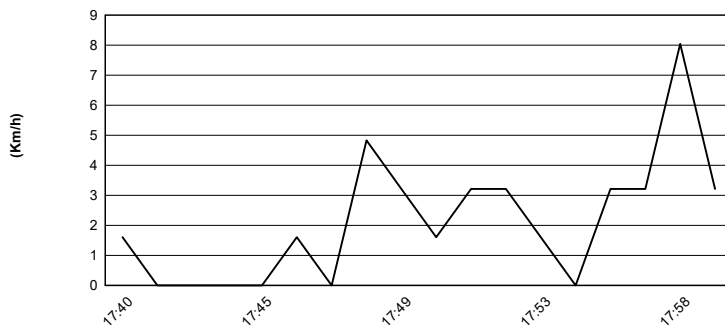
Air Pressure



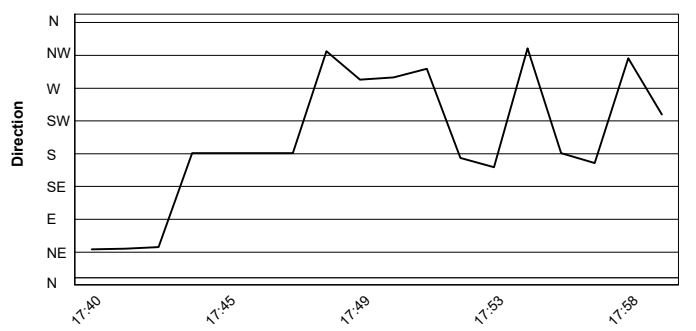
Humidity



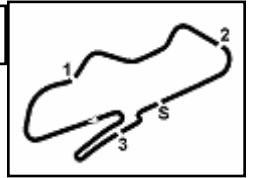
Wind Speed



Wind Direction



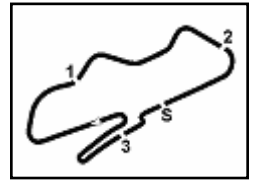
03/07/2021



Prosecco DOC UK Round, 2-4 July 2021

Fastest Laps Race 2

	No.	Rider	Nat	Team	Bike	Lap	Time	Gap
1	11	L. ALLEN	GBR	Allen Racing	Yamaha	5	1'45.225	
2	46	A. BARNES	GBR	BarneyRacing	Yamaha	6	1'45.283	0.058
3	52	K. DIXON	GBR	Affinity Sports Academy	Kawasaki	5	1'45.367	0.142
4	69	T. BOOTH AMOS	GBR	Heligan Group Kawasaki	Kawasaki	8	1'45.438	0.213
5	38	A. DAVIE	GBR	JDF Racing	Kawasaki	5	1'45.439	0.214
6	22	C. DAWSON	GBR	MSS Performance	Kawasaki	9	1'45.485	0.260
7	14	J. MCMANUS	GBR	Affinity Sports Academy	Kawasaki	3	1'45.541	0.316
8	5	O. JONES	GBR	Symcirus Motorsport	Kawasaki	5	1'45.875	0.650
9	33	D. CONNELL	GBR	DC Racing	Kawasaki	5	1'46.173	0.948
10	17	Z. SHELTON	GBR	Team Evergreen	Kawasaki	4	1'46.498	1.273
11	2	J. THOMAS	GBR	3D Racing	Kawasaki	7	1'46.905	1.680
12	93	M. HARDIE	GBR	Affinity Sports Academy	Kawasaki	5	1'47.572	2.347
13	25	K. KENT	GBR	Platform Hire Racing	Kawasaki	9	1'48.471	3.246
14	90	H. COOK	GBR	Force One Yamaha Racing Team	Yamaha	8	1'48.487	3.262
15	47	J. FARRAGHER	GBR	Affinity Sports Academy	Kawasaki	10	1'48.622	3.397
16	15	C. JONES	GBR	RICH Energy OMG Racing	Yamaha	10	1'48.788	3.563
17	88	E. DUFTON	GBR	Phoenix Race Team & Sports Leisure 1	Kawasaki	10	1'48.808	3.583
18	23	J. ELLIS	GBR	JPR	Kawasaki	5	1'48.905	3.680
19	3	L. JONES	GBR	Team 151 RICH Energy	Kawasaki	10	1'48.955	3.730
20	39	C. SELLORS	GBR	Thornycroft56 Racing	Kawasaki	8	1'49.193	3.968
21	8	C. MOFFITT	GBR	Team Evergreen	Kawasaki	9	1'49.355	4.130
22	56	B. WILSON	GBR	Thornycroft56 Racing	Kawasaki	5	1'49.822	4.597
23	74	F. SMART-WEEDEN	GBR	TAG Racing Ltd	Kawasaki	9	1'49.928	4.703
24	67	J. STEPHENSON	GBR	Raceways Yamaha	Yamaha	10	1'50.223	4.998
25	12	L. TURNER	GBR	Team Evergreen	Kawasaki	3	1'50.272	5.047
26	24	K. SMITH	GBR	Seb Bulpin Racing	Kawasaki	3	1'50.367	5.142
27	21	L. GILBY	GBR	Jalmics Racing	Yamaha	4	1'50.418	5.193
28	30	C. BROWN	GBR	3D Racing	Kawasaki	7	1'50.550	5.325
29	42	C. JOHNSON	GBR	Team Evergreen	Kawasaki	4	1'50.802	5.577
30	37	J. FERRIS	GBR	Ferris Racing	Kawasaki	9	1'51.602	6.377
31	96	J. KIRSCH	GBR	JK Racing	Kawasaki	10	1'51.673	6.448
32	99	M. LONGMORE	GBR	Macca Racing	Kawasaki	7	1'52.865	7.640
33	50	F. MCMULLAN	GBR	BD Racing UK	Kawasaki	6	1'53.508	8.283
34	75	C. SMITH	GBR	Seb Bulpin Racing	Kawasaki	4	1'53.543	8.318
35	27	C. BEACH	GBR	The UPVC Shop	Kawasaki	5	1'54.128	8.903
36	77	O. MORGAN-EDWARDS	GBR	OME Racing	Kawasaki	4	1'54.905	9.680
37	71	C. MARCUZZO	GBR	CAM Racing	Kawasaki	2	1'56.542	11.317
38	20	K. DICKINSON	GBR	JPR	Kawasaki	2	1'57.918	12.693



Donington Park 4.023 m

Prosecco DOC UK Round, 2-4 July 2021
Starting Grid - Race 3 (10 Laps x 4,023 km = 40,230 km)

1	1	11 ALLEN L. Yamaha	2	46 BARNES A. Yamaha	3	52 DIXON K. Kawasaki
2	4	69 BOOTH AMOS T. Kawasaki	5	38 DAVIE A. Kawasaki	6	22 DAWSON C. Kawasaki
3	7	14 MCMANUS J. Kawasaki	8	5 JONES O. Kawasaki	9	33 CONNELL D. Kawasaki
4	10	17 SHELTON Z. Kawasaki	11	2 THOMAS J. Kawasaki	12	93 HARDIE M. Kawasaki
5	13	25 KENT K. Kawasaki	14	90 COOK H. Yamaha	15	47 FARRAGHER J. Kawasaki
6	16	15 JONES C. Yamaha	17	88 DUFTON E. Kawasaki	18	23 ELLIS J. Kawasaki
7	19	3 JONES L. Kawasaki	20	39 SELLORS C. Kawasaki	21	8 MOFFITT C. Kawasaki
8	22	56 WILSON B. Kawasaki	23	74 SMART-WEEDEN F. Kawasaki	24	67 STEPHENSON J. Yamaha
9	25	12 TURNER L. Kawasaki	26	24 SMITH K. Kawasaki	27	21 GILBY L. Yamaha
10	28	30 BROWN C. Kawasaki	29	42 JOHNSON C. Kawasaki	30	37 FERRIS J. Kawasaki
11	31	96 KIRSCH J. Kawasaki	32 *	98 MOFFITT B. Kawasaki	33	99 LONGMORE M. Kawasaki
12	34	50 MCMULLAN F. Kawasaki	35	75 SMITH C. Kawasaki	36	27 BEACH C. Kawasaki
13	37	77 MORGAN-EDWARDS O Kawasaki	38	71 MARCUZZO C. Kawasaki	39	20 DICKINSON K. Kawasaki
14	40	82 VALENTE A. KTM				