

Prosecco DOC UK Round, 2-4 July 2021

Results Race 1

Donington Park 4.023 m

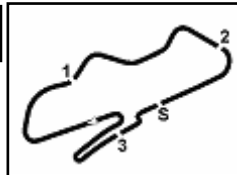
Laps 10 = 40,230 km - Avg 151,447 km/h - Race Time 15'56.297

No.	Rider	Nat	Team	Bike	Laps	Time	Gap	Rel.	Fastest Lap
1	1 DAY Josh	GBR	Host-It.co.uk Racing Team	Ducati	10	15'56.297		6	1'34.766
2	75 PINSON Elliott	GBR	Symcirus Motorsport	Ducati	10	16'00.847	4.550	4.550	5 1'34.758
3	44 BEST Edmund	GBR	Symcirus Motorsport	Ducati	10	16'02.470	6.173	1.623	5 1'35.513
4	86 SHOUBRIDGE David	GBR	Rich Energy Ducati	Ducati	10	16'06.538	10.241	4.068	4 1'35.451
5	9 WALKER Chris	GBR	4T2 Racing	Ducati	10	16'06.547	10.250	0.009	2 1'35.324
6	89 JONES David	GBR	Dragon Racing	Ducati	10	16'14.711	18.414	8.164	4 1'35.708
7	4 MCGUINNESS John	GBR	Blue Earth Construction	Ducati	10	16'16.311	20.014	1.600	8 1'36.597
8	3 COX Sam	GBR	Sam Cox Racing	Ducati	10	16'16.503	20.206	0.192	9 1'36.700
9	2 NEVE Craig	GBR	CN Racing	Ducati	10	16'18.067	21.770	1.564	4 1'36.402
10	43 BULPIN Seb	GBR	Seb Bulpin Racing	Ducati	10	16'23.556	27.259	5.489	5 1'37.292
11	17 STEVENS Carl	GBR	Freeman Harris Solicitors Ducati	Ducati	10	16'23.971	27.674	0.415	5 1'37.371
12	59 SOLERA Alberto	GBR	Highsparks	Ducati	10	16'26.557	30.260	2.586	4 1'37.008
13	64 TUSTIN Michael	GBR	AH Performance	Ducati	10	16'26.904	30.607	0.347	5 1'37.624
14	18 SPENCER-FLEET Richard	GBR	RSF Racing / Army Motorcycle R	Ducati	10	16'30.266	33.969	3.362	6 1'37.906
15	92 JONES Matthew	GBR	Dragon Racing	Ducati	10	16'32.210	35.913	1.944	5 1'37.944
16	11 FALLA Ben	GBR	True Heros Racing	Ducati	10	16'33.839	37.542	1.629	9 1'38.118
17	42 CURRIE Craig	GBR	4T2 Racing	Ducati	10	16'36.197	39.900	2.358	10 1'38.220
18	14 LOFTHOUSE Max	GBR	JDF Racing	Ducati	10	16'36.401	40.104	0.204	3 1'38.537
19	40 BOUCHER Daniel	GBR	LBW Racing	Ducati	10	16'43.766	47.469	7.365	10 1'38.194
20	36 POTTER Ewan	GBR	AH Performance	Ducati	10	16'44.677	48.380	0.911	10 1'38.728
21	33 QUAYLE Iliam	GBR	IQ Racing	Ducati	10	16'44.989	48.692	0.312	10 1'38.635
22	5 STEVENS Matt	GBR	Tech 5 Racing	Ducati	10	16'47.238	50.941	2.249	2 1'39.553
23	8 COMPTON Andre	GBR	Blue Earth Construction	Ducati	10	16'49.656	53.359	2.418	8 1'39.899
24	19 BASTABLE Simon	GBR	Simon Bastable Racing	Ducati	10	16'51.465	55.168	1.809	10 1'39.275
25	90 KENNELLY Craig	GBR	Resideo Racing	Ducati	10	16'55.422	59.125	3.957	5 1'39.860
26	49 SAVAGE Oliver	GBR	R Racing	Ducati	10	16'55.894	59.597	0.472	5 1'39.699
27	12 TAYLOR Stephen	GBR	STR Racing Team #2	Ducati	10	16'56.365	1'00.068	0.471	9 1'39.600
28	6 HASLER Peter	GBR	Art of Racing	Ducati	10	17'05.421	1'09.124	9.056	7 1'40.997
29	7 LONG Mike	GBR	True Heros Racing	Ducati	10	17'07.002	1'10.705	1.581	3 1'40.648
30	32 HUGHES Arron	GBR	Art of Racing	Ducati	10	17'08.004	1'11.707	1.002	3 1'40.612
31	21 VENN Matt	GBR	Unique Motorsport	Ducati	10	17'08.472	1'12.175	0.468	3 1'41.278
32	25 FLOWER Matt	GBR	My Ductwork Ducati Racing	Ducati	10	17'40.521	1'44.224	32.049	9 1'44.431
33	80 BOOTH Andy	GBR	ARBRacing.com	Ducati	9	15'57.795	1 Lap	1 Lap	9 1'43.978
34	87 FLETCHER David	GBR	Arrow Racing	Ducati	9	16'29.448	1 Lap	31.653	5 1'45.807
35	24 MCLAUGHLIN Lee	GBR	JAC Racing	Ducati	8	16'07.682	2 Laps	1 Lap	4 1'39.716
----- Not Classified -----									
RET	45 STEVENS Tom	GBR	Tech 5 Racing	Ducati	6	10'28.009	4 Laps		4 1'41.430
RET	34 WATKINS Christopher	GBR	Arrow Racing	Ducati	5	9'23.401	5 Laps		2 1'47.548
RET	31 BAINBRIDGE Matt	GBR	Marvel HCL Motorsport	Ducati	4	7'29.682	6 Laps		3 1'41.125
RET	912 HAMBRO Murray	GBR	Legless Racing	Ducati	3	5'45.234	7 Laps		2 1'46.707
RET	16 BUCHANAN James	GBR	VMGS Racing	Ducati	0				

 Starting: 40 Classified: 35 Not Classified: 0 Retired: 5 Not Started: 0
 Fastest Lap N. 5 No. 75 Elliott Pinson Time 1'34.758 Avg. 152,840 Km/h

Humidity:	68%	AIR:	21°C
Condition:	Dry	Temp:	26°C

Start 17:00 End 17:17 The results are provisional until the end of the time limit for protests and appeals and the completion of the technical checks.



Prosecco DOC UK Round, 2-4 July 2021

Top Speeds Race 1

RESULTS

1	1 DAY Josh	Ducati	Laps 10
2	75 PINSON Elliott	Ducati	4.550
3	44 BEST Edmund	Ducati	6.173
4	86 SHOUBRIDGE David	Ducati	10.241
5	9 WALKER Chris	Ducati	10.250
6	89 JONES David	Ducati	18.414
7	4 MCGUINNESS John	Ducati	20.014
8	3 COX Sam	Ducati	20.206
9	2 NEVE Craig	Ducati	21.770
10	43 BULPIN Seb	Ducati	27.259
11	17 STEVENS Carl	Ducati	27.674
12	59 SOLERA Alberto	Ducati	30.260
13	64 TUSTIN Michael	Ducati	30.607
14	18 SPENCER-FLEET Richard	Ducati	33.969
15	92 JONES Matthew	Ducati	35.913
16	11 FALLA Ben	Ducati	37.542
17	42 CURRIE Craig	Ducati	39.900
18	14 LOFTHOUSE Max	Ducati	40.104
19	40 BOUCHER Daniel	Ducati	47.469
20	36 POTTER Ewan	Ducati	48.380
21	33 QUAYLE Iliam	Ducati	48.692
22	5 STEVENS Matt	Ducati	50.941
23	8 COMPTON Andre	Ducati	53.359
24	19 BASTABLE Simon	Ducati	55.168
25	90 KENNELLY Craig	Ducati	59.125
26	49 SAVAGE Oliver	Ducati	59.597
27	12 TAYLOR Stephen	Ducati	1'00.068
28	6 HASLER Peter	Ducati	1'09.124
29	7 LONG Mike	Ducati	1'10.705
30	32 HUGHES Arron	Ducati	1'11.707
31	21 VENN Matt	Ducati	1'12.175
32	25 FLOWER Matt	Ducati	1'44.224
33	30 BOOTH Andy	Ducati	1 Lap
34	87 FLETCHER David	Ducati	1 Lap
35	24 MCLAUGHLIN Lee	Ducati	2 Laps
RET	45 STEVENS Tom	Ducati	4 Laps
RET	34 WATKINS Christopher	Ducati	5 Laps
RET	31 BAINBRIDGE Matt	Ducati	6 Laps
RET	912 HAMBRO Murray	Ducati	7 Laps
RET	16 BUCHANAN James	Ducati	

SPEED

1	17 STEVENS Carl	Ducati	243.4
2	59 SOLERA Alberto	Ducati	241.7
3	40 BOUCHER Daniel	Ducati	241.7
4	18 SPENCER-FLEET Richard	Ducati	240.7
5	12 TAYLOR Stephen	Ducati	240.7
6	3 COX Sam	Ducati	240.1
7	8 COMPTON Andre	Ducati	240.1
8	36 POTTER Ewan	Ducati	239.6
9	44 BEST Edmund	Ducati	238.5
10	92 JONES Matthew	Ducati	238.0
11	32 HUGHES Arron	Ducati	237.5
12	4 MCGUINNESS John	Ducati	237.0
13	9 WALKER Chris	Ducati	237.0
14	1 DAY Josh	Ducati	237.0
15	75 PINSON Elliott	Ducati	236.4
16	89 JONES David	Ducati	236.4
17	86 SHOUBRIDGE David	Ducati	236.4
18	33 QUAYLE Iliam	Ducati	235.9
19	43 BULPIN Seb	Ducati	235.9
20	11 FALLA Ben	Ducati	235.9
21	42 CURRIE Craig	Ducati	235.4
22	90 KENNELLY Craig	Ducati	234.9
23	14 LOFTHOUSE Max	Ducati	234.4
24	64 TUSTIN Michael	Ducati	234.4
25	5 STEVENS Matt	Ducati	234.4
26	49 SAVAGE Oliver	Ducati	234.4
27	2 NEVE Craig	Ducati	234.4
28	6 HASLER Peter	Ducati	232.4
29	25 FLOWER Matt	Ducati	231.9
30	45 STEVENS Tom	Ducati	230.9
31	19 BASTABLE Simon	Ducati	229.4
32	7 LONG Mike	Ducati	228.9
33	31 BAINBRIDGE Matt	Ducati	227.9
34	21 VENN Matt	Ducati	227.5
35	24 MCLAUGHLIN Lee	Ducati	225.6
36	30 BOOTH Andy	Ducati	221.9
37	87 FLETCHER David	Ducati	221.4
38	912 HAMBRO Murray	Ducati	215.2
39	34 WATKINS Christopher	Ducati	213.9

SEG. 1

1	1 DAY Josh	20.169
2	86 SHOUBRIDGE David	20.246
3	75 PINSON Elliott	20.345
4	9 WALKER Chris	20.416
5	89 JONES David	20.473
6	44 BEST Edmund	20.505
7	4 MCGUINNESS John	20.576
8	2 NEVE Craig	20.614
9	3 COX Sam	20.640
10	59 SOLERA Alberto	20.644
11	17 STEVENS Carl	20.655
12	64 TUSTIN Michael	20.750
13	43 BULPIN Seb	20.804
14	18 SPENCER-FLEET Richa	20.862
15	92 JONES Matthew	20.868
16	40 BOUCHER Daniel	20.878
17	33 QUAYLE Iliam	21.000
18	5 STEVENS Matt	21.029
19	42 CURRIE Craig	21.068
20	14 LOFTHOUSE Max	21.086
21	19 BASTABLE Simon	21.090
22	8 COMPTON Andre	21.094
23	36 POTTER Ewan	21.108
24	11 FALLA Ben	21.110
25	90 KENNELLY Craig	21.169
26	12 TAYLOR Stephen	21.302
27	32 HUGHES Arron	21.356
28	7 LONG Mike	21.367
29	21 VENN Matt	21.414
30	49 SAVAGE Oliver	21.417
31	6 HASLER Peter	21.465
32	24 MCLAUGHLIN Lee	21.522
33	45 STEVENS Tom	21.545
34	31 BAINBRIDGE Matt	21.573
35	30 BOOTH Andy	22.257
36	25 FLOWER Matt	22.311
37	912 HAMBRO Murray	22.625
38	87 FLETCHER David	22.634
39	34 WATKINS Christopher	22.702
40	16 BUCHANAN James	29.353

SEG. 2

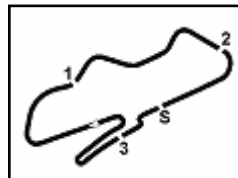
1	75 PINSON Elliott	25.669
2	1 DAY Josh	25.717
3	9 WALKER Chris	25.889
4	44 BEST Edmund	25.971
5	89 JONES David	25.971
6	86 SHOUBRIDGE David	25.995
7	2 NEVE Craig	26.095
8	4 MCGUINNESS John	26.160
9	3 COX Sam	26.204
10	43 BULPIN Seb	26.377
11	17 STEVENS Carl	26.417
12	11 FALLA Ben	26.426
13	92 JONES Matthew	26.442
14	59 SOLERA Alberto	26.449
15	18 SPENCER-FLEET Richa	26.528
16	40 BOUCHER Daniel	26.539
17	14 LOFTHOUSE Max	26.676
18	64 TUSTIN Michael	26.676
19	33 QUAYLE Iliam	26.801
20	42 CURRIE Craig	26.823
21	24 MCLAUGHLIN Lee	26.896
22	19 BASTABLE Simon	26.961
23	5 STEVENS Matt	26.987
24	12 TAYLOR Stephen	27.007
25	36 POTTER Ewan	27.026
26	8 COMPTON Andre	27.056
27	49 SAVAGE Oliver	27.152
28	90 KENNELLY Craig	27.210
29	21 VENN Matt	27.381
30	7 LONG Mike	27.388
31	6 HASLER Peter	27.485
32	45 STEVENS Tom	27.550
33	31 BAINBRIDGE Matt	27.558
34	32 HUGHES Arron	27.594
35	30 BOOTH Andy	28.532
36	912 HAMBRO Murray	28.964
37	34 WATKINS Christopher	29.113
38	87 FLETCHER David	29.172
39	25 FLOWER Matt	29.194

SEG. 3

1	75 PINSON Elliott	23.657
2	44 BEST Edmund	23.861
3	86 SHOUBRIDGE David	23.939
4	1 DAY Josh	23.965
5	9 WALKER Chris	24.022
6	89 JONES David	24.131
7	59 SOLERA Alberto	24.225
8	4 MCGUINNESS John	24.237
9	3 COX Sam	24.289
10	2 NEVE Craig	24.330
11	43 BULPIN Seb	24.341
12	17 STEVENS Carl	24.377
13	92 JONES Matthew	24.428
14	64 TUSTIN Michael	24.504
15	14 LOFTHOUSE Max	24.539
16	11 FALLA Ben	24.565
17	18 SPENCER-FLEET Richa	24.593
18	40 BOUCHER Daniel	24.646
19	33 QUAYLE Iliam	24.677
20	42 CURRIE Craig	24.686
21	24 MCLAUGHLIN Lee	24.714
22	5 STEVENS Matt	24.725
23	8 COMPTON Andre	24.738
24	36 POTTER Ewan	24.772
25	12 TAYLOR Stephen	24.785
26	90 KENNELLY Craig	24.912
27	49 SAVAGE Oliver	24.914
28	19 BASTABLE Simon	24.932
29	32 HUGHES Arron	24.959
30	31 BAINBRIDGE Matt	25.187
31	21 VENN Matt	25.196
32	7 LONG Mike	25.259
33	45 STEVENS Tom	25.298
34	6 HASLER Peter	25.307
35	25 FLOWER Matt	25.619
36	30 BOOTH Andy	26.082
37	87 FLETCHER David	26.471
38	912 HAMBRO Murray	26.579
39	34 WATKINS Christopher	26.748

SEG. 4

1	1 DAY Josh	24.729
2	86 SHOUBRIDGE David	24.794
3	75 PINSON Elliott	24.824
4	9 WALKER Chris	24.984
5	89 JONES David	24.990
6	44 BEST Edmund	25.012
7	3 COX Sam	25.154
8	2 NEVE Craig	25.292
9	64 TUSTIN Michael	25.414
10	4 MCGUINNESS John	25.447
11	42 CURRIE Craig	25.519
12	36 POTTER Ewan	25.539
13	11 FALLA Ben	25.546
14	40 BOUCHER Daniel	25.561
15	43 BULPIN Seb	25.566
16	33 QUAYLE Iliam	25.633
17	17 STEVENS Carl	25.682
18	59 SOLERA Alberto	25.687
19	18 SPENCER-FLEET Richa	25.697
20	92 JONES Matthew	25.705
21	19 BASTABLE Simon	25.734
22	14 LOFTHOUSE Max	25.852
23	24 MCLAUGHLIN Lee	25.940
24	5 STEVENS Matt	26.095
25	49 SAVAGE Oliver	26.106
26	90 KENNELLY Craig	26.107
27	8 COMPTON Andre	26.119
28	6 HASLER Peter	26.160
29	45 STEVENS Tom	26.250
30	12 TAYLOR Stephen	26.362
31	7 LONG Mike	26.410
32	32 HUGHES Arron	26.489
33	21 VENN Matt	26.703
34	31 BAINBRIDGE Matt	26.807
35	30 BOOTH Andy	26.968
36	25 FLOWER Matt	27.120
37	87 FLETCHER David	27.525
38	912 HAMBRO Murray	28.035
39	34 WATKINS Christopher	28.873



Donington Park 4.023 m

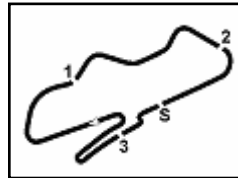
1 / 4

Prosecco DOC UK Round, 2-4 July 2021

Lap Chart Race 1

Lap										
	1	2	3	4	5	6	7	8	9	10
1	1	1	1	1	1	1	1	1	1	1
2	44	44	75	75	75	75	75	75	75	75
3	75	75	44	44	44	44	44	44	44	44
4	9	9	9	9	9	9	9	9	9	86
5	43	89	89	89	89	89	86	86	86	9
6	89	86	86	86	86	86	89	89	89	89
7	86	43	3	3	3	4	4	4	4	4
8	4	3	4	4	4	3	3	3	3	3
9	3	4	2	2	2	2	2	2	2	2
10	2	2	43	59	59	43	43	43	43	43
11	17	17	59	43	43	59	59	17	17	17
12	59	59	17	17	17	17	17	59	59	59
13	64	64	64	64	64	64	64	64	64	64
14	92	92	92	92	92	92	18	18	18	18
15	14	14	14	18	18	18	18	92	92	92
16	42	18	18	14	14	14	14	14	11	11
17	18	42	42	42	42	11	11	11	14	42
18	11	11	11	11	11	42	42	42	42	14
19	8	5	5	5	5	5	5	36	40	40
20	5	8	8	8	36	36	36	40	36	36
21	36	36	36	36	40	40	40	5	33	33
22	24	33	33	33	8	33	33	33	5	5
23	40	40	40	40	33	8	8	8	8	8
24	33	49	49	49	49	49	49	49	19	19
25	19	19	19	19	19	19	19	19	49	90
26	90	90	90	90	90	90	90	90	90	49
27	49	12	12	32	12	12	12	12	12	12
28	12	32	32	12	32	32	6	6	6	6
29	31	31	31	6	6	6	7	7	7	7
30	32	21	7	21	21	21	32	32	32	32
31	21	7	21	7	7	7	21	21	21	21
32	45	6	6	45	45	45	25	25	25	25
33	6	45	45	25	25	25	30	30	30	
34	7	25	25	30	30	30	87	87	87	
35	25	24	30	34	87	87	24	24		
36	30	30	34	87	34	24				
37	912	912	87	31	24					
38	34	34	912	24						
39	87	87	24							

Final Result		
1	1 DAY J.	Laps 10
2	75 PINSON E.	4.550
3	44 BEST E.	6.173
4	86 SHOUBRIDGE D.	10.241
5	9 WALKER C.	10.250
6	89 JONES D.	18.414
7	4 MCGUINNESS J.	20.014
8	3 COX S.	20.206
9	2 NEVE C.	21.770
10	43 BULPIN S.	27.259
11	17 STEVENS C.	27.674
12	59 SOLERA A.	30.260
13	64 TUSTIN M.	30.607
14	18 SPENCER-FLEET R.	33.969
15	92 JONES M.	35.913
16	11 FALLA B.	37.542
17	42 CURRIE C.	39.900
18	14 LOFHOUSE M.	40.104
19	40 BOUCHER D.	47.469
20	36 POTTER E.	48.380
21	33 QUAYLE I.	48.692
22	5 STEVENS M.	50.941
23	8 COMPTON A.	53.359
24	19 BASTABLE S.	55.168
25	90 KENNELLY C.	59.125
26	49 SAVAGE O.	59.597
27	12 TAYLOR S.	1'00.068
28	6 HASLER P.	1'09.124
29	7 LONG M.	1'10.705
30	32 HUGHES A.	1'11.707
31	21 VENN M.	1'12.175
32	25 FLOWER M.	1'44.224
33	30 BOOTH A.	1 Lap
34	87 FLETCHER D.	1 Lap
35	24 MCLAUGHLIN L.	2 Laps
RET	45 STEVENS T.	4 Laps
RET	34 WATKINS C.	5 Laps
RET	31 BAINBRIDGE M.	6 Laps
RET	912 HAMBRO M.	7 Laps
RET	16 BUCHANAN J.	



Donington Park 4.023 m

Prosecco DOC UK Round, 2-4 July 2021

Lap Chart Race 1

2 / 4

Lap 1

1	1	Day J.	1'38.495
2	44	Best E.	1.237
3	75	Pinson E.	2.083
4	9	Walker C.	2.801
5	43	Bulpin S.	3.263
6	89	Jones D.	3.476
7	86	Shoubridge D.	3.569
8	4	Mcguinness J.	3.739
9	3	Cox S.	3.867
10	2	Neve C.	4.208
11	17	Stevens C.	4.710
12	59	Solera A.	4.920
13	64	Tustin M.	5.589
14	92	Jones M.	5.943
15	14	Lofthouse M.	6.115
16	42	Currie C.	6.558
17	18	Spencer-Fleet R.	6.689
18	11	Falla B.	7.139
19	8	Compton A.	7.625
20	5	Stevens M.	8.410
21	36	Potter E.	8.917
22	24	Mclaughlin L.	9.010
23	40	Boucher D.	9.612
24	33	Quayle I.	10.314
25	19	Bastable S.	11.079
26	90	Kennelly C.	11.383
27	49	Savage O.	11.514
28	12	Taylor S.	11.808
29	31	Bainbridge M.	11.993
30	32	Hughes A.	12.368
31	21	Venn M.	12.698
32	45	Stevens T.	12.891
33	6	Hasler P.	12.951
34	7	Long M.	13.293
35	25	Flower M.	14.359
36	30	Booth A.	18.386
37	912	Hambro M.	19.154
38	34	Watkins C.	20.758
39	87	Fletcher D.	26.779

34	25	Flower M.	25.285
35	24	Mclaughlin L.	28.453
36	30	Booth A.	29.877
37	912	Hambro M.	30.872
38	34	Watkins C.	33.317
39	87	Fletcher D.	41.432

Lap 3

1	1	Day J.	4'48.341
2	75	Pinson E.	3.170
3	44	Best E.	3.313
4	9	Walker C.	4.430
5	89	Jones D.	6.189
6	86	Shoubridge D.	6.818
7	3	Cox S.	9.065
8	4	Mcguinness J.	9.333
9	2	Neve C.	10.234
10	43	Bulpin S.	10.988
11	59	Solera A.	11.203
12	17	Stevens C.	11.704
13	64	Tustin M.	12.513
14	92	Jones M.	12.838
15	14	Lofthouse M.	13.672
16	18	Spencer-Fleet R.	13.855
17	42	Currie C.	14.648
18	11	Falla B.	15.390
19	5	Stevens M.	17.849
20	8	Compton A.	18.862
21	36	Potter E.	19.088
22	33	Quayle I.	19.659
23	40	Boucher D.	20.491
24	49	Savage O.	22.775
25	19	Bastable S.	23.366
26	90	Kennelly C.	23.474
27	12	Taylor S.	24.541
28	32	Hughes A.	24.959
29	31	Bainbridge M.	25.813
30	7	Long M.	26.282
31	21	Venn M.	26.413
32	6	Hasler P.	26.940
33	45	Stevens T.	28.147
34	25	Flower M.	36.331
35	30	Booth A.	40.870
36	34	Watkins C.	47.682
37	87	Fletcher D.	54.298
38	912	Hambro M.	56.893
39	24	Mclaughlin L.	

Lap 4

1	1	Day J.	6'23.193
2	75	Pinson E.	3.696
3	44	Best E.	4.250
4	9	Walker C.	5.333
5	89	Jones D.	7.045
6	86	Shoubridge D.	7.417
7	3	Cox S.	11.161
8	4	Mcguinness J.	11.397
9	2	Neve C.	11.784
10	59	Solera A.	13.359
11	43	Bulpin S.	14.087
12	17	Stevens C.	14.598
13	64	Tustin M.	15.876
14	92	Jones M.	16.908
15	18	Spencer-Fleet R.	17.492
16	14	Lofthouse M.	17.921
17	42	Currie C.	18.888
18	11	Falla B.	19.492
19	5	Stevens M.	22.914
20	8	Compton A.	24.461
21	36	Potter E.	24.690
22	33	Quayle I.	24.963
23	40	Boucher D.	25.355
24	49	Savage O.	27.807
25	19	Bastable S.	29.035
26	90	Kennelly C.	29.174

27	32	Hughes A.	30.937
28	12	Taylor S.	31.336
29	6	Hasler P.	33.425
30	21	Venn M.	33.803
31	7	Long M.	34.153
32	45	Stevens T.	34.725
33	25	Flower M.	47.593
34	30	Booth A.	51.396
35	34	Watkins C.	1'04.279
36	87	Fletcher D.	1'06.435
37	31	Bainbridge M.	1'06.489
38	24	Mclaughlin L.	

Lap 5

1	1	Day J.	7'58.298
2	75	Pinson E.	3.349
3	44	Best E.	4.658
4	9	Walker C.	6.129
5	89	Jones D.	7.980
6	86	Shoubridge D.	8.373
7	3	Cox S.	13.417
8	4	Mcguinness J.	13.642
9	2	Neve C.	14.593
10	59	Solera A.	15.669
11	43	Bulpin S.	16.274
12	17	Stevens C.	16.864
13	64	Tustin M.	18.395
14	92	Jones M.	19.747
15	18	Spencer-Fleet R.	20.487
16	14	Lofthouse M.	21.982
17	42	Currie C.	22.736
18	11	Falla B.	23.087
19	5	Stevens M.	28.355
20	36	Potter E.	28.731
21	40	Boucher D.	29.975
22	8	Compton A.	30.302
23	33	Quayle I.	30.523
24	49	Savage O.	32.401
25	19	Bastable S.	33.720
26	90	Kennelly C.	33.929
27	12	Taylor S.	37.267
28	32	Hughes A.	39.205
29	6	Hasler P.	39.489
30	21	Venn M.	40.200
31	7	Long M.	40.654
32	45	Stevens T.	41.326
33	25	Flower M.	57.845
34	30	Booth A.	1'01.760
35	87	Fletcher D.	1'17.137
36	34	Watkins C.	1'25.103
37	24	Mclaughlin L.	

Lap 6

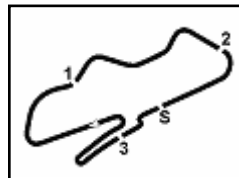
1	1	Day J.	9'33.064
2	75	Pinson E.	4.026
3	44	Best E.	5.743
4	9	Walker C.	7.137
5	89	Jones D.	9.768
6	86	Shoubridge D.	9.939
7	4	Mcguinness J.	16.042
8	3	Cox S.	16.334
9	2	Neve C.	16.841
10	43	Bulpin S.	19.106
11	59	Solera A.	19.136
12	17	Stevens C.	19.495
13	64	Tustin M.	21.576
14	92	Jones M.	23.249
15	18	Spencer-Fleet R.	23.627
16	14	Lofthouse M.	26.666
17	11	Falla B.	27.039
18	42	Currie C.	27.485
19	5	Stevens M.	33.473
20	36	Potter E.	33.598
21	40	Boucher D.	33.893
22	33	Quayle I.	34.402

Lap 7

1	1	Day J.	11'08.054
2	75	Pinson E.	3.880
3	44	Best E.	6.417
4	9	Walker C.	7.780
5	86	Shoubridge D.	10.555
6	89	Jones D.	11.922
7	4	Mcguinness J.	17.673
8	3	Cox S.	18.146
9	2	Neve C.	18.821
10	43	Bulpin S.	21.844
11	59	Solera A.	22.767
12	17	Stevens C.	22.887
13	64	Tustin M.	25.298
14	92	Jones M.	26.739
15	18	Spencer-Fleet R.	26.859
16	14	Lofthouse M.	30.357
17	11	Falla B.	30.957
18	42	Currie C.	31.555
19	5	Stevens M.	38.062
20	36	Potter E.	38.126
21	40	Boucher D.	38.518
22	33	Quayle I.	39.021
23	8	Compton A.	40.877
24	49	Savage O.	42.792
25	19	Bastable S.	44.240
26	90	Kennelly C.	45.291
27	12	Taylor S.	47.968
28	6	Hasler P.	53.421
29	7	Long M.	54.444
30	32	Hughes A.	54.797
31	21	Venn M.	55.275
32	25	Flower M.	1'18.466
33	30	Booth A.	1'21.317
34	87	Fletcher D.	
35	24	Mclaughlin L.	

Lap 8

1	1	Day J.	12'43.390
2	75	Pinson E.	4.717
3	44	Best E.	7.238
4	9	Walker C.	9.125
5	86	Shoubridge D.	11.448
6	89	Jones D.	14.014
7	4	Mcguinness J.	18.934
8	3	Cox S.	19.521
9	2	Neve C.	20.065
10	43	Bulpin S.	24.284
11	17	Stevens C.	25.186
12	59	Solera A.	25.641
13	64	Tustin M.	27.871
14	18	Spencer-Fleet R.	29.773
15	92	Jones M.	31.603
16	14	Lofthouse M.	33.859
17	11	Falla B.	34.027
18	42	Currie C.	34.747
19	36	Potter E.	43.090
20	40	Boucher D.	43.466
21	5	Stevens M.	43.916
22	33	Quayle I.	44.206



Donington Park 4.023 m

3 / 4

Prosecco DOC UK Round, 2-4 July 2021

Lap Chart Race 1

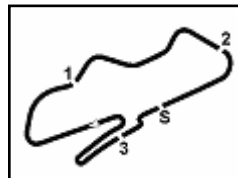
23	8	Compton A.	45.440	25	90	Kennelly C.	59.125
24	49	Savage O.	48.397	26	49	Savage O.	59.597
25	19	Bastable S.	48.755	27	12	Taylor S.	1'00.068
26	90	Kennelly C.	49.964	28	6	Hasler P.	1'09.124
27	12	Taylor S.	53.618	29	7	Long M.	1'10.705
28	6	Hasler P.	59.609	30	32	Hughes A.	1'11.707
29	7	Long M.	1'00.737	31	21	Venn M.	1'12.175
30	32	Hughes A.	1'00.927	32	25	Flower M.	1'44.224
31	21	Venn M.	1'01.454				
32	25	Flower M.	1'28.019				
33	30	Booth A.	1'30.427				
34	87	Fletcher D.					
35	24	Mclaughlin L.					

Lap 9

1	1	Day J.	14'19.047
2	75	Pinson E.	5.207
3	44	Best E.	7.377
4	9	Walker C.	10.595
5	86	Shoubridge D.	11.484
6	89	Jones D.	18.403
7	4	Mcguinness J.	20.388
8	3	Cox S.	20.564
9	2	Neve C.	21.370
10	43	Bulpin S.	26.546
11	17	Stevens C.	27.183
12	59	Solera A.	28.115
13	64	Tustin M.	30.076
14	18	Spencer-Fleet R.	32.440
15	92	Jones M.	34.411
16	11	Falla B.	36.488
17	14	Lofthouse M.	37.655
18	42	Currie C.	38.930
19	40	Boucher D.	46.525
20	36	Potter E.	46.902
21	33	Quayle I.	47.307
22	5	Stevens M.	48.126
23	8	Compton A.	50.305
24	19	Bastable S.	53.143
25	49	Savage O.	54.142
26	90	Kennelly C.	54.306
27	12	Taylor S.	57.561
28	6	Hasler P.	1'05.337
29	7	Long M.	1'06.801
30	32	Hughes A.	1'07.501
31	21	Venn M.	1'07.743
32	25	Flower M.	1'36.793
33	30	Booth A.	
34	87	Fletcher D.	

Lap 10

1	1	Day J.	15'56.297
2	75	Pinson E.	4.550
3	44	Best E.	6.173
4	86	Shoubridge D.	10.241
5	9	Walker C.	10.250
6	89	Jones D.	18.414
7	4	Mcguinness J.	20.014
8	3	Cox S.	20.206
9	2	Neve C.	21.770
10	43	Bulpin S.	27.259
11	17	Stevens C.	27.674
12	59	Solera A.	30.260
13	64	Tustin M.	30.607
14	18	Spencer-Fleet R.	33.969
15	92	Jones M.	35.913
16	11	Falla B.	37.542
17	42	Currie C.	39.900
18	14	Lofthouse M.	40.104
19	40	Boucher D.	47.469
20	36	Potter E.	48.380
21	33	Quayle I.	48.692
22	5	Stevens M.	50.941
23	8	Compton A.	53.359
24	19	Bastable S.	55.168



Donington Park 4.023 m

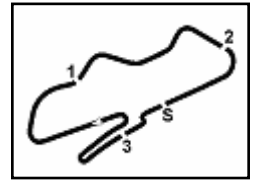
4 / 4

Prosecco DOC UK Round, 2-4 July 2021
Lap Chart Race 1
Race Pace Comparison

	1 Day	75 Pin	44 Bes	86 Sho	9 Wal	89 JoD	4 Mcg	3 Cox	2 Nev	43 Bul	17 StC	59 Sol	64 Tus	18 Spe
1	1'38.495	1'40.578	1'39.732	1'42.064	1'41.296	1'41.971	1'42.234	1'42.362	1'42.703	1'41.758	1'43.205	1'43.415	1'44.084	1'45.184
2	1'34.989	1'35.435	1'35.964	1'37.172	1'35.324	1'36.722	1'38.182	1'37.804	1'38.043	1'38.263	1'38.398	1'38.326	1'38.398	1'38.530
3	1'34.857	1'35.498	1'35.958	1'35.923	1'36.151	1'35.837	1'37.258	1'37.240	1'37.829	1'39.308	1'38.442	1'37.803	1'38.372	1'38.482
4	1'34.852	1'35.378	1'35.789	1'35.451	1'35.755	1'35.708	1'36.916	1'36.948	1'36.402	1'37.951	1'37.746	1'37.008	1'38.215	1'38.489
5	1'35.105	1'34.758	1'35.513	1'36.061	1'35.901	1'36.040	1'37.350	1'37.361	1'37.914	1'37.292	1'37.371	1'37.415	1'37.624	1'38.100
6	1'34.766	1'35.443	1'35.851	1'36.332	1'35.774	1'36.554	1'37.166	1'37.683	1'37.014	1'37.598	1'37.397	1'38.233	1'37.947	1'37.906
7	1'34.990	1'34.844	1'35.664	1'35.606	1'35.633	1'37.144	1'36.621	1'36.802	1'36.970	1'37.728	1'38.382	1'38.621	1'38.712	1'38.222
8	1'35.336	1'36.173	1'36.157	1'36.229	1'36.681	1'37.428	1'36.597	1'36.711	1'36.580	1'37.776	1'37.635	1'38.210	1'37.909	1'38.250
9	1'35.657	1'36.147	1'35.796	1'35.693	1'37.127	1'40.046	1'37.111	1'36.700	1'36.962	1'37.919	1'37.654	1'38.131	1'37.862	1'38.324
10	1'37.250	1'36.593	1'36.046	1'36.007	1'36.905	1'37.261	1'36.876	1'36.892	1'37.650	1'37.963	1'37.741	1'39.395	1'37.781	1'38.779

	92 JoM	11 Fal	42 Cur	14 Lof	40 Bou	36 Pot	33 Qua	5 StM	8 Com	19 Bas	90 Ken	49 Sav	12 Tay	6 Has
1	1'44.438	1'45.634	1'45.053	1'44.610	1'48.107	1'47.412	1'48.809	1'46.905	1'46.120	1'49.574	1'49.878	1'50.009	1'50.303	1'51.446
2	1'38.726	1'39.318	1'39.098	1'38.866	1'41.635	1'39.968	1'40.004	1'39.553	1'40.983	1'41.633	1'41.548	1'40.663	1'41.490	1'42.599
3	1'38.015	1'38.779	1'38.838	1'38.537	1'39.090	1'40.049	1'39.187	1'39.732	1'40.100	1'40.500	1'40.389	1'40.444	1'41.089	1'41.236
4	1'38.922	1'38.954	1'39.092	1'39.101	1'39.716	1'40.454	1'40.156	1'39.917	1'40.451	1'40.521	1'40.552	1'39.884	1'41.647	1'41.337
5	1'37.944	1'38.700	1'38.953	1'39.166	1'39.725	1'39.146	1'40.665	1'40.546	1'40.946	1'39.790	1'39.860	1'39.699	1'41.036	1'41.169
6	1'38.268	1'38.718	1'39.515	1'39.450	1'38.684	1'39.633	1'38.645	1'39.884	1'40.299	1'40.036	1'40.034	1'40.068	1'40.561	1'42.691
7	1'38.480	1'38.908	1'39.060	1'38.681	1'39.615	1'39.518	1'39.609	1'39.579	1'40.032	1'40.240	1'41.084	1'40.079	1'39.896	1'40.997
8	1'40.200	1'38.406	1'38.528	1'38.838	1'40.284	1'40.300	1'40.521	1'41.190	1'39.899	1'39.851	1'40.009	1'40.941	1'40.986	1'41.524
9	1'38.465	1'38.118	1'39.840	1'39.453	1'38.716	1'39.469	1'38.758	1'39.867	1'40.522	1'40.045	1'39.999	1'41.402	1'39.600	1'41.385
10	1'38.752	1'38.304	1'38.220	1'39.699	1'38.194	1'38.728	1'38.635	1'40.065	1'40.304	1'39.275	1'42.069	1'42.705	1'39.757	1'41.037

	7 Lon	32 Hug	21 Ven	25 Flo	30 Boo	87 Fle	24 Mcl	45 StT	34 Wat	31 Bai	912 Ham
1	1'51.788	1'50.863	1'51.193	1'52.854	1'56.881	2'05.274	1'47.505	1'51.386	1'59.253	1'50.488	1'57.649
2	1'42.187	1'41.825	1'42.283	1'45.915	1'46.480	1'49.642	1'54.432	1'43.553	1'47.548	1'42.541	1'46.707
3	1'40.648	1'40.612	1'41.278	1'45.903	1'45.850	1'47.723	3'59.564	1'41.549	1'49.222	1'41.125	2'00.878
4	1'42.723	1'40.830	1'42.242	1'46.114	1'45.378	1'46.989	1'39.716	1'41.430	1'51.449	2'15.528	
5	1'41.606	1'43.373	1'41.502	1'45.357	1'45.469	1'45.807	1'39.966	1'41.706	1'55.929		
6	1'42.526	1'42.701	1'42.642	1'45.270	1'44.722	1'46.672	1'40.391	1'48.385			
7	1'41.020	1'42.647	1'42.189	1'45.107	1'44.591	1'49.951	1'45.640				
8	1'41.629	1'41.466	1'41.515	1'44.889	1'44.446	1'49.079	1'40.468				
9	1'41.721	1'42.231	1'41.946	1'44.431	1'43.978	1'48.311					
10	1'41.154	1'41.456	1'41.682	1'44.681							



Prosecco DOC UK Round, 2-4 July 2021

Analysis Race 1

Start at 17:00'10.119

1 / 4

1° 1 J. DAY (1'34.766)							
Lap	Seg.1	Seg.2	Seg.3	Seg.4	Lap Time	km/h	Local Time
1		26.184	24.102	24.799	1'38.495	236,4	17:01'48.614
2	20.324	25.720	23.968	24.977	1'34.989	236,4	17:03'23.603
3	20.314	25.744	23.965	24.834	1'34.857	235,9	17:04'58.460
4	20.251	25.821	24.029	24.751	1'34.852	235,4	17:06'33.312
5	20.424	25.886	24.012	24.783	1'35.105	236,4	17:08'08.417
6	20.169	25.815	24.053	24.729	1'34.766	236,4	17:09'43.183
7	20.349	25.717	24.014	24.910	1'34.990	237,0	17:11'18.173
8	20.372	26.026	24.121	24.817	1'35.336	235,9	17:12'53.509
9	20.494	25.943	24.248	24.972	1'35.657	236,4	17:14'29.166
10	20.472	26.051	25.074	25.653	1'37.250	235,9	17:16'06.416
Race Time 15'56.297							

2° 75 E. PINSON (1'34.758)							
Lap	Seg.1	Seg.2	Seg.3	Seg.4	Lap Time	km/h	Local Time
1		26.719	24.382	25.166	1'40.578	236,4	17:01'50.697
2	20.552	25.928	23.856	25.099	1'35.435	234,9	17:03'26.132
3	20.609	25.817	23.904	25.168	1'35.498	235,9	17:05'01.630
4	20.424	26.091	23.896	24.967	1'35.378	233,4	17:06'37.008
5	20.345	25.669	23.657	25.087	1'34.758	235,4	17:08'11.766
6	20.535	25.959	23.885	25.064	1'35.443	234,4	17:09'47.209
7	20.426	25.766	23.828	24.824	1'34.844	234,4	17:11'22.053
8	20.778	26.013	24.213	25.169	1'36.173	233,9	17:12'58.226
9	20.491	26.236	24.170	25.250	1'36.147	232,9	17:14'34.373
10	20.708	26.143	24.243	25.499	1'36.593	232,9	17:16'10.966
Race Time 16'00.847							

3° 44 E. BEST (1'35.513)							
Lap	Seg.1	Seg.2	Seg.3	Seg.4	Lap Time	km/h	Local Time
1		26.685	24.092	25.057	1'39.732	237,5	17:01'49.851
2	20.555	26.118	24.115	25.176	1'35.964	234,9	17:03'25.815
3	20.622	26.100	24.142	25.094	1'35.958	237,5	17:05'01.773
4	20.543	26.242	23.898	25.106	1'35.789	238,5	17:06'37.562
5	20.581	25.971	23.861	25.100	1'35.513	238,0	17:08'13.075
6	20.546	26.214	23.954	25.137	1'35.851	237,0	17:09'48.926
7	20.622	26.017	24.013	25.012	1'35.664	235,4	17:11'24.590
8	20.505	26.045	24.374	25.233	1'36.157	235,4	17:13'00.747
9	20.510	26.123	24.026	25.137	1'35.796	234,4	17:14'36.543
10	20.649	26.160	24.055	25.182	1'36.046	236,4	17:16'12.589
Race Time 16'02.470							

4° 86 D. SHOUBRIDGE (1'35.451)							
Lap	Seg.1	Seg.2	Seg.3	Seg.4	Lap Time	km/h	Local Time
1		26.803	24.872	26.329	1'42.064	231,4	17:01'52.183
2	20.941	26.530	24.372	25.329	1'37.172	233,4	17:03'29.355
3	20.493	25.998	24.320	25.112	1'35.923	233,4	17:05'05.278
4	20.392	25.995	23.948	25.116	1'35.451	234,9	17:06'40.729
5	20.478	26.113	23.939	25.531	1'36.061	235,4	17:08'16.790
6	20.337	26.252	24.382	25.361	1'36.332	233,9	17:09'53.122
7	20.541	26.271	24.000	24.794	1'35.606	234,4	17:11'28.728
8	20.246	26.919	23.992	25.072	1'36.229	232,4	17:13'04.957
9	20.432	26.147	24.058	25.056	1'35.693	233,9	17:14'40.650
10	20.429	26.076	24.100	25.402	1'36.007	236,4	17:16'16.657
Race Time 16'06.538							

5° 9 C. WALKER (1'35.324)							
Lap	Seg.1	Seg.2	Seg.3	Seg.4	Lap Time	km/h	Local Time
1		26.786	24.872	25.487	1'41.296	229,9	17:01'51.415
2	20.429	25.889	24.022	24.984	1'35.324	237,0	17:03'26.739
3	20.595	26.008	24.370	25.178	1'36.151	237,0	17:05'02.890
4	20.551	26.003	24.179	25.022	1'35.755	233,9	17:06'38.645
5	20.654	26.052	24.092	25.103	1'35.901	233,4	17:08'14.546
6	20.467	26.097	24.106	25.104	1'35.774	236,4	17:09'50.320
7	20.416	25.979	24.204	25.034	1'35.633	237,0	17:11'25.953
8	20.696	26.294	24.513	25.178	1'36.681	232,9	17:13'02.634

9	20.866	26.365	24.329	25.567	1'37.127	234,9	17:14'39.761
10	20.789	26.218	24.331	25.567	1'36.905	236,4	17:16'16.666
Race Time 16'06.547							

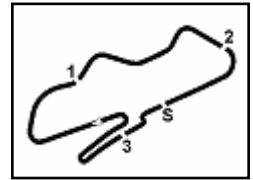
6° 89 D. JONES (1'35.708)							
Lap	Seg.1	Seg.2	Seg.3	Seg.4	Lap Time	km/h	Local Time
1		26.875	24.782	25.773	1'41.971	236,4	17:01'52.090
2	20.927	26.378	24.267	25.150	1'36.722	235,9	17:03'28.812
3	20.534	26.120	24.193	24.990	1'35.837	235,4	17:05'04.649
4	20.543	26.007	24.131	25.027	1'35.708	235,4	17:06'40.357
5	20.473	25.971	24.241	25.355	1'36.040	234,9	17:08'16.397
6	20.550	26.245	24.357	25.402	1'36.554	235,4	17:09'52.951
7	20.594	26.970	24.234	25.346	1'37.144	235,9	17:11'30.095
8	20.852	26.845	24.326	25.405	1'37.428	234,4	17:13'07.523
9	20.684	26.811	26.656	25.895	1'40.046	233,9	17:14'47.569
10	20.571	26.545	24.517	25.628	1'37.261	233,4	17:16'24.830
Race Time 16'14.711							

7° 4 J. MCGUINNESS (1'36.597)							
Lap	Seg.1	Seg.2	Seg.3	Seg.4	Lap Time	km/h	Local Time
1		26.604	24.692	26.245	1'42.234	237,0	17:01'52.353
2	21.191	26.633	24.668	25.690	1'38.182	235,9	17:03'30.535
3	20.975	26.160	24.482	25.641	1'37.258	234,9	17:05'07.793
4	20.740	26.323	24.263	25.590	1'36.916	233,9	17:06'44.709
5	20.786	26.413	24.522	25.629	1'37.350	234,9	17:08'22.059
6	20.725	26.465	24.488	25.488	1'37.166	232,9	17:09'59.225
7	20.745	26.192	24.237	25.447	1'36.621	232,9	17:11'35.846
8	20.576	26.216	24.309	25.496	1'36.597	232,4	17:13'12.443
9	20.721	26.291	24.318	25.781	1'37.111	233,9	17:14'49.554
10	20.801	26.318	24.282	25.475	1'36.876	233,9	17:16'26.430
Race Time 16'16.311							

8° 3 S. COX (1'36.700)							
Lap	Seg.1	Seg.2	Seg.3	Seg.4	Lap Time	km/h	Local Time
1		26.829	24.807	25.907	1'42.362	240,1	17:01'52.481
2	20.831	26.723	24.579	25.671	1'37.804	238,5	17:03'30.285
3	20.751	26.370	24.671	25.448	1'37.240	233,9	17:05'07.525
4	20.739	26.311	24.467	25.431	1'36.948	234,4	17:06'44.473
5	20.881	26.368	24.632	25.480	1'37.361	233,9	17:08'21.834
6	20.757	26.509	24.773	25.644	1'37.683	232,4	17:09'59.517
7	20.820	26.365	24.463	25.154	1'36.802	235,4	17:11'36.319
8	20.640	26.301	24.289	25.481	1'36.711	237,0	17:13'13.030
9	20.655	26.204	24.391	25.450	1'36.700	235,4	17:14'49.730
10	20.828	26.273	24.473	25.318	1'36.892	237,5	17:16'26.622
Race Time 16'16.503							

9° 2 C. NEVE (1'36.402)							
Lap	Seg.1	Seg.2	Seg.3	Seg.4	Lap Time	km/h	Local Time
1		26.942	24.681	26.076	1'42.703	232,9	17:01'52.822
2	20.845	26.732	24.631	25.835	1'38.043	228,9	17:03'30.865
3	20.793	26.745	24.650	25.641	1'37.829	227,5	17:05'08.694
4	20.653	26.095	24.362	25.292	1'36.402	233,9	17:06'45.096
5	20.782	26.913	24.604	25.615	1'37.914	233,4	17:08'23.010
6	20.755	26.300	24.480	25.479	1'37.014	232,9	17:10'00.024
7	20.721	26.159	24.646	25.444	1'36.970	232,9	17:11'36.994
8	20.614	26.240	24.330	25.396	1'36.580	232,4	17:13'13.574
9	20.636	26.270	24.483	25.573	1'36.962	234,4	17:14'50.536
10	20.799	26.585	24.579	25.687	1'37.650	233,9	17:16'28.186
Race Time 16'18.067							

10° 43 S. BULPIN (1'37.292)							
Lap	Seg.1	Seg.2	Seg.3	Seg.4	Lap Time	km/h	Local Time
1		26.750	25.106	26.062	1'41.758	230,4	17:01'51.877
2	20.992	26.502	24.839	25.930	1'38.263	235,9	17:03'30.140
3	21.234	26.841	24.615	26.618	1'39.308	223,7	17:05'09.448
4	21.182	26.762	24.441	25.566	1'37.951	232,9	17:06'47.399
5	20.866	26.435	24.417	25.574	1'37.292	233,4	17:08'24.691



Donington Park 4.023 m

Prosecco DOC UK Round, 2-4 July 2021

Analysis Race 1

Start at 17:00'10.119

2 / 4

6	20.804	26.377	24.460	25.957	1'37.598	235,9	17:10'02.289	3	20.868	26.442	25.000	25.705	1'38.015	233,4	17:05'11.298
7	20.929	26.594	24.502	25.703	1'37.728	232,4	17:11'40.017	4	20.885	26.740	26.640	26.657	1'38.922	233,4	17:06'50.220
8	21.065	26.602	24.341	25.768	1'37.776	232,4	17:13'17.793	5	20.879	26.807	24.428	25.830	1'37.944	234,4	17:08'28.164
9	20.990	26.551	24.508	25.870	1'37.919	232,4	17:14'55.712	6	20.904	26.848	24.790	25.726	1'38.268	233,4	17:10'06.432
10	20.867	26.793	24.636	25.667	1'37.963	229,9	17:16'33.675	7	21.047	26.808	24.833	25.792	1'38.480	233,4	17:11'44.912
Race Time 16'23.556								8	20.911	26.542	26.227	26.520	1'40.200	233,4	17:13'25.112
Race Time 16'23.556								9	20.929	26.949	24.701	25.886	1'38.465	232,4	17:15'03.577
Race Time 16'23.556								10	21.128	26.983	24.652	25.989	1'38.752	232,4	17:16'42.329

11° 17 C. STEVENS (1'37.371)							
Lap	Seg.1	Seg.2	Seg.3	Seg.4	Lap Time	km/h	Local Time
1		27.247	24.752	26.043	1'43.205	240,1	17:01'53.324
2	20.772	26.696	24.819	26.111	1'38.398	243,4	17:03'31.722
3	20.911	26.656	24.829	26.046	1'38.442	239,1	17:05'10.164
4	20.669	26.634	24.655	25.788	1'37.746	239,1	17:06'47.910
5	20.788	26.498	24.403	25.682	1'37.371	239,6	17:08'25.281
6	20.668	26.417	24.377	25.935	1'37.397	238,5	17:10'02.678
7	20.961	26.954	24.591	25.876	1'38.382	238,5	17:11'41.060
8	20.728	26.686	24.386	25.835	1'37.635	238,5	17:13'18.695
9	20.675	26.680	24.519	25.780	1'37.654	238,0	17:14'56.349
10	20.655	26.715	24.563	25.808	1'37.741	239,1	17:16'34.090
Race Time 16'23.971							

12° 59 A. SOLERA (1'37.008)							
Lap	Seg.1	Seg.2	Seg.3	Seg.4	Lap Time	km/h	Local Time
1		27.122	24.609	26.311	1'43.415	241,7	17:01'53.534
2	20.762	26.608	24.515	26.441	1'38.326	239,6	17:03'31.860
3	20.944	26.481	24.345	26.033	1'37.803	238,0	17:05'09.663
4	20.644	26.452	24.225	25.687	1'37.008	234,4	17:06'46.671
5	20.832	26.449	24.344	25.790	1'37.415	235,9	17:08'24.086
6	20.969	26.640	24.512	26.112	1'38.233	233,4	17:10'02.319
7	21.188	26.882	24.461	26.090	1'38.621	235,9	17:11'40.940
8	21.017	26.709	24.430	26.054	1'38.210	233,9	17:13'19.150
9	20.725	26.740	24.517	26.149	1'38.131	235,9	17:14'57.281
10	20.819	27.099	25.339	26.138	1'39.395	235,4	17:16'36.676
Race Time 16'26.557							

13° 64 M. TUSTIN (1'37.624)							
Lap	Seg.1	Seg.2	Seg.3	Seg.4	Lap Time	km/h	Local Time
1		27.573	24.985	25.927	1'44.084	232,4	17:01'54.203
2	21.213	26.849	24.690	25.646	1'38.398	234,4	17:03'32.601
3	20.986	26.815	24.754	25.817	1'38.372	233,4	17:05'10.973
4	20.884	26.800	24.754	25.777	1'38.215	233,4	17:06'49.188
5	20.868	26.755	24.587	25.414	1'37.624	233,9	17:08'26.812
6	20.773	27.134	24.504	25.536	1'37.947	233,4	17:10'04.759
7	20.828	27.166	24.570	26.148	1'38.712	232,4	17:11'43.471
8	20.850	26.676	24.714	25.669	1'37.909	232,9	17:13'21.380
9	20.750	26.762	24.597	25.753	1'37.862	230,9	17:14'59.242
10	20.891	26.693	24.539	25.658	1'37.781	232,4	17:16'37.023
Race Time 16'26.904							

14° 18 R. SPENCER-FLEET (1'37.906)							
Lap	Seg.1	Seg.2	Seg.3	Seg.4	Lap Time	km/h	Local Time
1		27.856	24.921	25.998	1'45.184	235,9	17:01'55.303
2	20.910	26.807	24.881	25.932	1'38.530	240,7	17:03'33.833
3	21.051	26.689	24.686	26.056	1'38.482	234,9	17:05'12.315
4	21.028	26.832	24.932	25.697	1'38.489	235,9	17:06'50.804
5	20.987	26.616	24.682	25.815	1'38.100	237,0	17:08'28.904
6	20.988	26.540	24.593	25.785	1'37.906	240,1	17:10'06.810
7	20.862	26.815	24.766	25.779	1'38.222	238,5	17:11'45.032
8	21.023	26.528	24.891	25.808	1'38.250	239,1	17:13'23.282
9	20.899	26.801	24.817	25.807	1'38.324	233,9	17:15'01.606
10	21.012	26.809	25.124	25.834	1'38.779	237,5	17:16'40.385
Race Time 16'30.266							

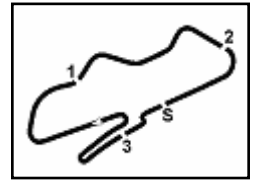
15° 92 M. JONES (1'37.944)							
Lap	Seg.1	Seg.2	Seg.3	Seg.4	Lap Time	km/h	Local Time
1		27.645	25.010	26.075	1'44.438	234,9	17:01'54.557
2	21.025	27.072	24.737	25.892	1'38.726	238,0	17:03'33.283

16° 11 B. FALLA (1'38.118)							
Lap	Seg.1	Seg.2	Seg.3	Seg.4	Lap Time	km/h	Local Time
1		27.952	25.150	25.989	1'45.634	233,9	17:01'55.753
2	21.374	26.962	24.794	26.188	1'39.318	234,4	17:03'35.071
3	21.258	26.795	24.721	26.005	1'38.779	235,4	17:05'13.850
4	21.337	26.773	24.804	26.040	1'38.954	234,4	17:06'52.804
5	21.226	26.788	24.852	25.834	1'38.700	234,4	17:08'31.504
6	21.110	26.948	24.864	25.796	1'38.718	233,9	17:10'10.222
7	21.238	26.749	24.565	26.356	1'38.908	235,9	17:11'49.130
8	21.255	26.426	24.745	25.980	1'38.406	234,4	17:13'27.536
9	21.208	26.794	24.570	25.546	1'38.118	232,4	17:15'05.654
10	21.228	26.730	24.639	25.707	1'38.304	234,4	17:16'43.958
Race Time 16'33.839							

17° 42 C. CURRIE (1'38.220)							
Lap	Seg.1	Seg.2	Seg.3	Seg.4	Lap Time	km/h	Local Time
1		27.818	24.968	26.005	1'45.053	231,9	17:01'55.172
2	21.608	27.008	24.835	25.647	1'39.098	233,9	17:03'34.270
3	21.401	26.996	24.903	25.538	1'38.838	235,4	17:05'13.108
4	21.460	27.138	24.975	25.519	1'39.092	233,9	17:06'52.200
5	21.265	27.159	24.814	25.715	1'38.953	234,4	17:08'31.153
6	21.340	27.093	25.219	25.863	1'39.515	226,5	17:10'10.668
7	21.237	27.130	25.065	25.628	1'39.060	234,4	17:11'49.728
8	21.256	26.913	24.693	25.666	1'38.528	233,9	17:13'28.256
9	21.115	27.973	25.100	25.652	1'39.840	232,4	17:15'08.096
10	21.068	26.823	24.686	25.643	1'38.220	235,4	17:16'46.316
Race Time 16'36.197							

18° 14 M. LOFTHOUSE (1'38.537)							
Lap	Seg.1	Seg.2	Seg.3	Seg.4	Lap Time	km/h	Local Time
1		27.819	24.821	26.060	1'44.610	234,4	17:01'54.729
2	21.153	26.981	24.880	25.852	1'38.866	233,9	17:03'33.595
3	21.086	26.676	24.539	26.236	1'38.537	233,4	17:05'12.132
4	21.523	26.825	24.757	25.996	1'39.101	231,9	17:06'51.233
5	21.260	26.757	25.049	26.100	1'39.166	225,1	17:08'30.399
6	21.301	26.887	24.860	26.402	1'39.450	227,9	17:10'09.849
7	21.427	26.728	24.555	25.971	1'38.681	228,9	17:11'48.530
8	21.179	26.703	24.877	26.079	1'38.838	226,0	17:13'27.368
9	21.552	27.097	24.598	26.206	1'39.453	231,4	17:15'06.821
10	21.420	27.254	24.873	26.152	1'39.699	227,5	17:16'46.520
Race Time 16'36.401							

19° 40 D. BOUCHER (1'38.194)							
Lap	Seg.1	Seg.2	Seg.3	Seg.4	Lap Time	km/h	Local Time
1		28.728	25.170	26.602	1'48.107	238,0	17:01'58.226
2	21.374	27.144	26.582	26.535	1'41.635	215,6	17:03'39.861
3	21.239	26.847	24.928	26.076	1'39.090	232,4	17:05'18.951
4	21.166	27.021	24.840	26.689	1'39.716	235,4	17:06'58.667
5	21.443	27.287	24.798	26.197	1'39.725	240,1	17:08'38.392
6	20.878	26.613	24.953	26.240	1'38.684	232,4	17:10'17.076
7	21.395	27.112	25.117	25.991	1'39.615	237,5	17:11'56.691
8	21.288	27.250	25.605	26.141	1'40.284	237,0	17:13'36.975
9	21.045	27.464	24.646	25.561	1'38.716	241,7	17:15'15.691
10	20.953	26.539	24.949	25.753	1'38.194	236,4	17:16'53.885
Race Time 16'43.766							



Prosecco DOC UK Round, 2-4 July 2021

Analysis Race 1

Start at 17:00'10.119

Donington Park 4.023 m

3 / 4

20° 36 E. POTTER (1'38.728)							
Lap	Seg.1	Seg.2	Seg.3	Seg.4	Lap Time	km/h	Local Time
1		28.439	25.448	26.080	1'47.412	234,4	17:01'57.531
2	21.341	27.156	24.848	26.623	1'39.968	239,6	17:03'37.499
3	21.521	27.379	25.159	25.990	1'40.049	238,5	17:05'17.548
4	21.686	27.242	25.140	26.386	1'40.454	235,9	17:06'58.002
5	21.331	27.026	24.937	25.852	1'39.146	238,5	17:08'37.148
6	21.290	27.224	25.068	26.051	1'39.633	234,4	17:10'16.781
7	21.475	27.103	25.032	25.908	1'39.518	235,4	17:11'56.299
8	21.350	27.055	25.848	26.047	1'40.300	228,4	17:13'36.599
9	21.305	27.345	25.280	25.539	1'39.469	233,9	17:15'16.068
10	21.108	27.193	24.772	25.655	1'38.728	237,5	17:16'54.796
Race Time 16'44.677							

9	21.536	27.487	25.288	25.734	1'40.045	229,4	17:15'22.309
10	21.229	26.961	24.932	26.153	1'39.275	227,0	17:17'01.584
Race Time 16'51.465							

21° 33 I. QUAYLE (1'38.635)							
Lap	Seg.1	Seg.2	Seg.3	Seg.4	Lap Time	km/h	Local Time
1		28.728	25.629	26.212	1'48.809	229,9	17:01'58.928
2	21.286	27.551	24.946	26.221	1'40.004	231,4	17:03'38.932
3	21.208	26.801	24.878	26.300	1'39.187	232,4	17:05'18.119
4	21.325	27.315	25.049	26.467	1'40.156	232,9	17:06'58.275
5	21.576	27.279	25.022	26.788	1'40.665	234,4	17:08'38.940
6	21.276	26.974	24.762	25.633	1'38.645	232,4	17:10'17.585
7	21.573	26.847	24.944	26.245	1'39.609	235,9	17:11'57.194
8	21.237	27.139	25.419	26.726	1'40.521	234,9	17:13'37.715
9	21.109	27.097	24.909	25.643	1'38.758	233,4	17:15'16.473
10	21.000	27.149	24.677	25.809	1'38.635	235,9	17:16'55.108
Race Time 16'44.989							

25° 90 C. KENNELLY (1'39.860)							
Lap	Seg.1	Seg.2	Seg.3	Seg.4	Lap Time	km/h	Local Time
1		29.555	25.947	27.381	1'49.878	230,4	17:01'59.997
2	21.953	27.472	24.930	27.193	1'41.548	234,9	17:03'41.545
3	21.503	27.491	24.987	26.408	1'40.389	233,9	17:05'21.934
4	21.498	27.457	25.042	26.555	1'40.552	233,4	17:07'02.486
5	21.169	27.411	24.961	26.319	1'39.860	232,4	17:08'42.346
6	21.366	27.534	25.027	26.107	1'40.034	230,4	17:10'22.380
7	21.572	27.927	25.102	26.483	1'41.084	229,9	17:12'03.464
8	21.317	27.469	24.919	26.304	1'40.009	229,9	17:13'43.473
9	21.516	27.210	24.912	26.361	1'39.999	233,9	17:15'23.472
10	21.858	27.857	25.599	26.755	1'42.069	228,9	17:17'05.541
Race Time 16'55.422							

22° 5 M. STEVENS (1'39.553)							
Lap	Seg.1	Seg.2	Seg.3	Seg.4	Lap Time	km/h	Local Time
1		28.297	25.162	26.600	1'46.905	232,9	17:01'57.024
2	21.152	26.987	25.274	26.140	1'39.553	234,4	17:03'36.577
3	21.319	27.310	24.904	26.199	1'39.732	229,9	17:05'16.309
4	21.308	27.296	24.725	26.588	1'39.917	231,4	17:06'56.226
5	21.422	27.542	25.187	26.395	1'40.546	229,4	17:08'36.772
6	21.219	27.434	24.864	26.367	1'39.884	228,9	17:10'16.656
7	21.214	27.281	24.989	26.095	1'39.579	227,5	17:11'56.235
8	21.527	27.236	25.446	26.981	1'41.190	227,0	17:13'37.425
9	21.029	27.278	25.032	26.528	1'39.867	233,9	17:15'17.292
10	21.175	27.373	25.281	26.236	1'40.065	231,4	17:16'57.357
Race Time 16'47.238							

26° 49 O. SAVAGE (1'39.699)							
Lap	Seg.1	Seg.2	Seg.3	Seg.4	Lap Time	km/h	Local Time
1		30.588	25.530	26.836	1'50.009	232,4	17:02'00.128
2	21.512	27.348	24.999	26.804	1'40.663	232,9	17:03'40.791
3	21.493	27.469	25.025	26.457	1'40.444	232,4	17:05'21.235
4	21.447	27.152	24.993	26.292	1'39.884	232,4	17:07'01.119
5	21.417	27.262	24.914	26.106	1'39.699	232,4	17:08'40.818
6	21.453	27.263	24.988	26.364	1'40.068	234,4	17:10'20.886
7	21.471	27.170	25.096	26.342	1'40.079	231,4	17:12'00.965
8	21.646	27.390	25.180	26.725	1'40.941	232,9	17:13'41.906
9	21.616	27.613	25.466	26.707	1'41.402	229,9	17:15'23.308
10	21.909	27.756	25.706	27.334	1'42.705	227,5	17:17'06.013
Race Time 16'55.894							

23° 8 A. COMPTON (1'39.899)							
Lap	Seg.1	Seg.2	Seg.3	Seg.4	Lap Time	km/h	Local Time
1		27.920	25.369	26.119	1'46.120	219,6	17:01'56.239
2	21.620	27.299	25.246	26.818	1'40.983	240,1	17:03'37.222
3	21.396	27.056	25.116	26.532	1'40.100	230,4	17:05'17.322
4	21.517	27.348	25.121	26.465	1'40.451	228,9	17:06'57.773
5	21.945	27.118	24.946	26.937	1'40.946	233,4	17:08'38.719
6	21.743	27.211	25.076	26.269	1'40.299	227,5	17:10'19.018
7	21.094	27.302	24.978	26.658	1'40.032	231,4	17:11'59.050
8	21.376	27.156	25.235	26.132	1'39.899	225,6	17:13'38.949
9	21.581	27.261	25.098	26.582	1'40.522	227,9	17:15'19.471
10	21.862	27.358	24.738	26.346	1'40.304	231,4	17:16'59.775
Race Time 16'49.656							

27° 12 S. TAYLOR (1'39.600)							
Lap	Seg.1	Seg.2	Seg.3	Seg.4	Lap Time	km/h	Local Time
1		29.227	25.869	27.539	1'50.303	231,9	17:02'00.422
2	21.798	27.967	25.070	26.655	1'41.490	236,4	17:03'41.912
3	21.794	27.506	25.154	26.635	1'41.089	236,4	17:05'23.001
4	21.620	28.225	24.986	26.816	1'41.647	239,1	17:07'04.648
5	21.462	27.597	25.359	26.618	1'41.036	231,9	17:08'45.684
6	21.519	27.480	25.026	26.536	1'40.561	235,9	17:10'26.245
7	21.486	27.256	24.792	26.362	1'39.896	238,0	17:12'06.141
8	21.302	27.278	25.528	26.878	1'40.986	231,4	17:13'47.127
9	21.308	27.007	24.864	26.421	1'39.600	236,4	17:15'26.727
10	21.373	27.165	24.785	26.434	1'39.757	240,7	17:17'06.484
Race Time 16'56.365							

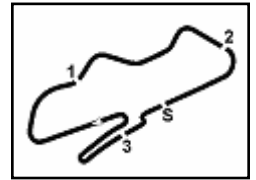
24° 19 S. BASTABLE (1'39.275)							
Lap	Seg.1	Seg.2	Seg.3	Seg.4	Lap Time	km/h	Local Time
1		28.974	25.844	26.980	1'49.574	216,9	17:01'59.693
2	21.645	27.433	25.122	27.433	1'41.633	227,9	17:03'41.326
3	21.574	27.301	25.171	26.454	1'40.500	227,0	17:05'21.826
4	21.495	27.391	25.046	26.589	1'40.521	226,5	17:07'02.347
5	21.090	27.336	24.959	26.405	1'39.790	227,9	17:08'42.137
6	21.388	27.464	25.106	26.078	1'40.036	226,0	17:10'22.173
7	21.470	27.490	24.986	26.294	1'40.240	227,9	17:12'02.413
8	21.313	27.150	25.024	26.364	1'39.851	227,9	17:13'42.264

28° 6 P. HASLER (1'40.997)							
Lap	Seg.1	Seg.2	Seg.3	Seg.4	Lap Time	km/h	Local Time
1		29.715	26.377	27.171	1'51.446	219,6	17:02'01.565
2	21.764	28.615	25.307	26.913	1'42.599	224,6	17:03'44.164
3	21.887	27.485	25.341	26.523	1'41.236	229,9	17:05'25.400
4	21.736	27.890	25.551	26.160	1'41.337	225,6	17:07'06.737
5	21.577	27.775	25.386	26.431	1'41.169	226,5	17:08'47.906
6	21.885	28.198	26.018	26.590	1'42.691	232,4	17:10'30.597
7	21.734	27.523	25.567	26.173	1'40.997	229,9	17:12'11.594
8	21.465	27.813	25.612	26.634	1'41.524	224,6	17:13'53.118
9	21.538	27.552	25.681	26.614	1'41.385	223,2	17:15'34.503
10	21.584	27.746	25.469	26.238	1'41.037	225,1	17:17'15.540
Race Time 17'05.421							

29° 7 M. LONG (1'40.648)							
Lap	Seg.1	Seg.2	Seg.3	Seg.4	Lap Time	km/h	Local Time
1		29.860	26.223	27.196	1'51.788	226,5	17:02'01.907
2	21.696	27.844	25.380	27.267	1'42.187	228,9	17:03'44.094
3	21.539	27.430	25.259	26.420	1'40.648	228,4	17:05'24.742
4	21.749	28.269	25.577	27.128	1'42.723	220,9	17:07'07.465
5	21.506	27.754	25.468	26.878	1'41.606	227,5	17:08'49.071

03/07/2021

P = Pits In/Out - C = Lap Time Cancelled



Donington Park 4.023 m

Prosecco DOC UK Round, 2-4 July 2021

Analysis Race 1

Start at 17:00'10.119

4 / 4

Lap	Seg.1	Seg.2	Seg.3	Seg.4	Lap Time	km/h	Local Time														
6	21.746	27.649	25.928	27.203	1'42.526	228,9	17:10'31.597	4	23.153	29.251	26.734	27.851	1'46.989	218,7	17:07'39.747						
7	21.420	27.460	25.294	26.846	1'41.020	226,0	17:12'12.617	5	22.634	29.177	26.471	27.525	1'45.807	217,8	17:09'25.554						
8	21.367	27.388	25.786	27.088	1'41.629	223,7	17:13'54.246	6	23.063	29.172	26.669	27.768	1'46.672	214,4	17:11'12.226						
9	21.585	27.777	25.400	26.959	1'41.721	226,5	17:15'35.967	7	23.112	29.466	27.405	29.968	1'49.951	204,2	17:13'02.177						
10	21.577	27.839	25.328	26.410	1'41.154	226,5	17:17'17.121	8	22.716	30.572	27.018	28.773	1'49.079	218,7	17:14'51.256						
								Race Time 17'07.002		22.748		29.943		26.935		28.685		221,4		17:16'39.567	
								Race Time 16'29.448													

30° 32 A. HUGHES (1'40.612)							
Lap	Seg.1	Seg.2	Seg.3	Seg.4	Lap Time	km/h	Local Time
1		29.746	25.699	27.111	1'50.863	230,4	17:02'00.982
2	21.566	28.237	25.342	26.680	1'41.825	229,9	17:03'42.807
3	21.514	27.650	24.959	26.489	1'40.612	237,5	17:05'23.419
4	21.356	27.837	24.965	26.672	1'40.830	235,9	17:07'04.249
5	21.416	29.474	25.664	26.819	1'43.373	231,9	17:08'47.622
6	21.906	28.265	25.905	26.625	1'42.701	231,4	17:10'30.323
7	22.217	28.253	25.403	26.774	1'42.647	233,9	17:12'12.970
8	21.497	27.594	25.406	26.969	1'41.466	234,4	17:13'54.436
9	21.652	27.893	25.786	26.900	1'42.231	233,9	17:15'36.667
10	21.655	27.819	25.349	26.633	1'41.456	233,9	17:17'18.123
Race Time 17'08.004							

35° 24 L. MCLAUGHLIN (1'39.716)							
Lap	Seg.1	Seg.2	Seg.3	Seg.4	Lap Time	km/h	Local Time
1		28.336	25.151	26.858	1'47.505	225,6	17:01'57.624
2		22.178	27.711	25.439	39.104	1'54.432P	219,1
3	2'40.231	27.619	25.051	26.663	3'59.564P	221,9	17:07'51.620
4	21.754	26.896	24.908	26.158	1'39.716	222,8	17:09'31.336
5	21.522	26.981	24.714	26.749	1'39.966	222,3	17:11'11.302
6	21.529	27.102	24.806	26.954	1'40.391	221,9	17:12'51.693
7	24.424	27.562	25.900	27.754	1'45.640	200,4	17:14'37.333
8	21.537	27.038	25.953	25.940	1'40.468	203,1	17:16'17.801
Race Time 16'07.682							

31° 21 M. VENN (1'41.278)							
Lap	Seg.1	Seg.2	Seg.3	Seg.4	Lap Time	km/h	Local Time
1		29.277	26.128	27.730	1'51.193	220,5	17:02'01.312
2	21.727	27.919	25.361	27.276	1'42.283	226,5	17:03'43.595
3	21.472	27.381	25.196	27.229	1'41.278	225,6	17:05'24.873
4	21.834	27.778	25.503	27.127	1'42.242	227,5	17:07'07.115
5	21.555	27.708	25.393	26.846	1'41.502	226,5	17:08'48.617
6	21.675	27.955	25.877	27.135	1'42.642	221,4	17:10'31.259
7	21.553	28.168	25.342	27.126	1'42.189	227,0	17:12'13.448
8	21.521	27.557	25.229	27.208	1'41.515	225,1	17:13'54.963
9	21.414	27.777	25.560	27.195	1'41.946	226,0	17:15'36.909
10	21.666	27.818	25.495	26.703	1'41.682	223,2	17:17'18.591
Race Time 17'08.472							

RET 45 T. STEVENS (1'41.430)							
Lap	Seg.1	Seg.2	Seg.3	Seg.4	Lap Time	km/h	Local Time
1		29.840	26.164	27.010	1'51.386	230,9	17:02'01.505
2	22.327	28.536	25.587	27.103	1'43.553	229,9	17:03'45.058
3	21.805	27.947	25.547	26.250	1'41.549	226,5	17:05'26.607
4	21.679	27.957	25.359	26.435	1'41.430	230,9	17:07'08.037
5	21.622	28.192	25.298	26.594	1'41.706	230,4	17:08'49.743
6	21.545	27.550	26.276	33.014	1'48.385P	222,8	17:10'38.128
Race Time 10'28.009							

32° 25 M. FLOWER (1'44.431)							
Lap	Seg.1	Seg.2	Seg.3	Seg.4	Lap Time	km/h	Local Time
1		30.043	25.965	27.669	1'52.854	223,7	17:02'02.973
2	22.875	29.697	25.981	27.362	1'45.915	231,9	17:03'48.888
3	22.914	29.408	25.889	27.692	1'45.903	228,4	17:05'34.791
4	22.724	29.626	26.090	27.674	1'46.114	216,1	17:07'20.905
5	22.499	29.382	25.764	27.712	1'45.357	226,0	17:09'06.262
6	22.582	29.262	25.788	27.638	1'45.270	226,0	17:10'51.532
7	22.600	29.326	25.838	27.343	1'45.107	222,3	17:12'36.639
8	22.311	29.232	25.779	27.567	1'44.889	224,2	17:14'21.528
9	22.327	29.194	25.727	27.183	1'44.431	225,1	17:16'05.959
10	22.709	29.233	25.619	27.120	1'44.681	225,6	17:17'50.640
Race Time 17'40.521							

RET 34 C. WATKINS (1'47.548)							
Lap	Seg.1	Seg.2	Seg.3	Seg.4	Lap Time	km/h	Local Time
1		31.801	28.234	29.122	1'59.253	200,4	17:02'09.372
2	22.814	29.113	26.748	28.873	1'47.548	210,2	17:03'56.920
3	22.702	29.640	27.832	29.048	1'49.222	213,9	17:05'46.142
4	24.034	29.551	27.683	30.181	1'51.449	200,4	17:07'37.591
5	23.773	29.668	27.667	34.821	1'55.929P	201,9	17:09'33.520
Race Time 9'23.401							

33° 30 A. BOOTH (1'43.978)							
Lap	Seg.1	Seg.2	Seg.3	Seg.4	Lap Time	km/h	Local Time
1		32.142	27.077	27.760	1'56.881	205,8	17:02'07.000
2	22.856	29.214	26.643	27.767	1'46.480	214,8	17:03'53.480
3	22.790	28.980	26.679	27.401	1'45.850	213,9	17:05'39.330
4	22.709	29.008	26.358	27.303	1'45.378	210,2	17:07'24.708
5	22.670	29.170	26.523	27.106	1'45.469	208,1	17:09'10.177
6	22.556	28.959	26.099	27.108	1'44.722	215,2	17:10'54.899
7	22.414	28.839	26.113	27.225	1'44.591	216,1	17:12'39.490
8	22.257	29.139	26.082	26.968	1'44.446	221,4	17:14'23.936
9	22.273	28.532	26.109	27.064	1'43.978	221,9	17:16'07.914
Race Time 15'57.795							

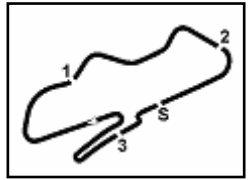
RET 31 M. BAINBRIDGE (1'41.125)							
Lap	Seg.1	Seg.2	Seg.3	Seg.4	Lap Time	km/h	Local Time
1		29.369	26.129	27.149	1'50.488	224,2	17:02'00.607
2	21.785	28.067	25.710	26.979	1'42.541	227,9	17:03'43.148
3	21.573	27.558	25.187	26.807	1'41.125	223,2	17:05'24.273
4	26.312	33.043	36.140	40.033	2'15.528P	109,9	17:07'39.801
Race Time 7'29.682							

34° 87 D. FLETCHER (1'45.807)							
Lap	Seg.1	Seg.2	Seg.3	Seg.4	Lap Time	km/h	Local Time
1		37.625	29.281	28.729	2'05.274	206,9	17:02'15.393
2	23.514	30.628	27.206	28.294	1'49.642	215,2	17:04'05.035
3	23.096	29.703	26.880	28.044	1'47.723	217,4	17:05'52.758

RET 912 M. HAMBRO (1'46.707)							
Lap	Seg.1	Seg.2	Seg.3	Seg.4	Lap Time	km/h	Local Time
1		31.716	27.112	28.035	1'57.649	209,4	17:02'07.768
2	22.625	28.964	26.579	28.539	1'46.707	215,2	17:03'54.475
3	23.753	29.042	31.576	36.507	2'00.878P	211,4	17:05'55.353
Race Time 5'45.234							

03/07/2021

P = Pits In/Out - C = Lap Time Cancelled



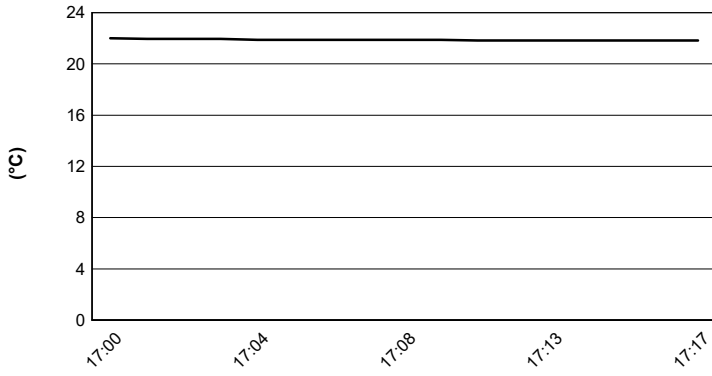
Donington Park 4.023 m

Prosecco DOC UK Round, 2-4 July 2021

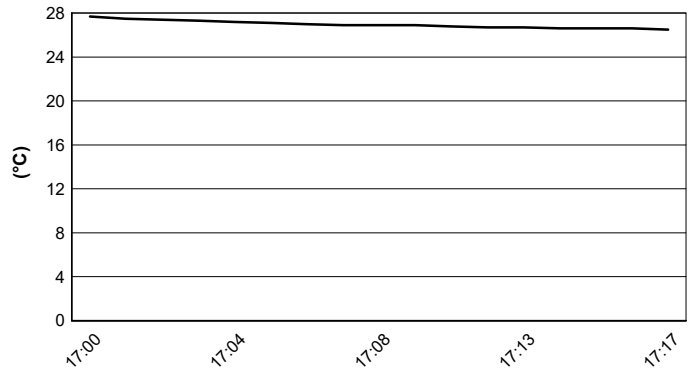
Weather Report Race 1

Session started 17:00 - Session ended 17:17


Air Temperature



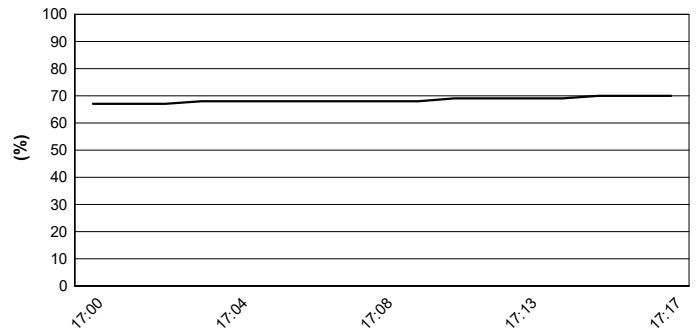
Track Temperature



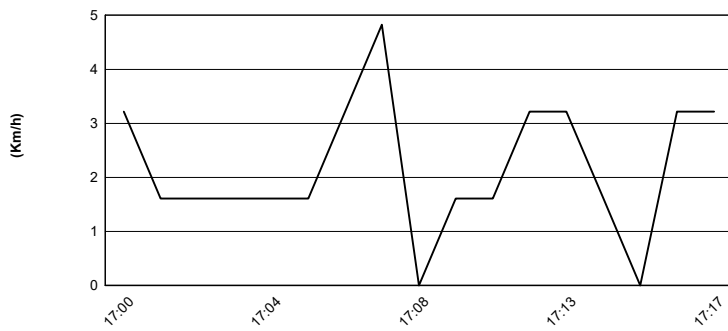
Air Pressure



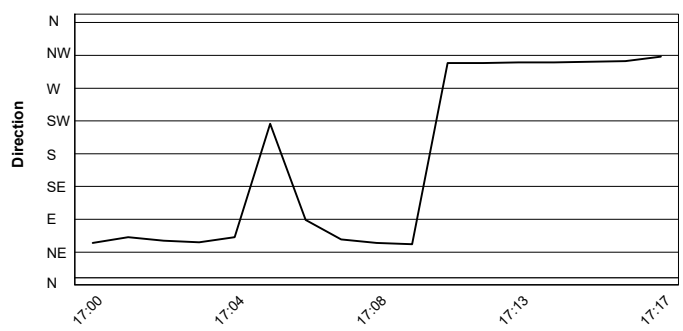
Humidity



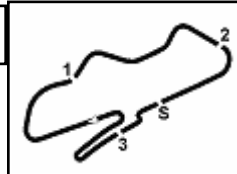
Wind Speed



Wind Direction



03/07/2021

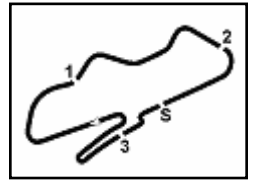


Donington Park 4.023 m

Prosecco DOC UK Round, 2-4 July 2021

Fastest Laps Race 1

	No.	Rider	Nat	Team	Bike	Lap	Time	Gap
1	75	E. PINSON	GBR	Symcirus Motorsport	Ducati	5	1'34.758	
2	1	J. DAY	GBR	Host-It.co.uk Racing Team	Ducati	6	1'34.766	0.008
3	9	C. WALKER	GBR	4T2 Racing	Ducati	2	1'35.324	0.566
4	86	D. SHOUBRIDGE	GBR	Rich Energy Ducati	Ducati	4	1'35.451	0.693
5	44	E. BEST	GBR	Symcirus Motorsport	Ducati	5	1'35.513	0.755
6	89	D. JONES	GBR	Dragon Racing	Ducati	4	1'35.708	0.950
7	2	C. NEVE	GBR	CN Racing	Ducati	4	1'36.402	1.644
8	4	J. MCGUINNESS	GBR	Blue Earth Construction	Ducati	8	1'36.597	1.839
9	3	S. COX	GBR	Sam Cox Racing	Ducati	9	1'36.700	1.942
10	59	A. SOLERA	GBR	Highsparks	Ducati	4	1'37.008	2.250
11	43	S. BULPIN	GBR	Seb Bulpin Racing	Ducati	5	1'37.292	2.534
12	17	C. STEVENS	GBR	Freeman Harris Solicitors Ducati	Ducati	5	1'37.371	2.613
13	64	M. TUSTIN	GBR	AH Performance	Ducati	5	1'37.624	2.866
14	18	R. SPENCER-FLEET	GBR	RSF Racing / Army Motorcycle Road F	Ducati	6	1'37.906	3.148
15	92	M. JONES	GBR	Dragon Racing	Ducati	5	1'37.944	3.186
16	11	B. FALLA	GBR	True Heros Racing	Ducati	9	1'38.118	3.360
17	40	D. BOUCHER	GBR	LBW Racing	Ducati	10	1'38.194	3.436
18	42	C. CURRIE	GBR	4T2 Racing	Ducati	10	1'38.220	3.462
19	14	M. LOFTHOUSE	GBR	JDF Racing	Ducati	3	1'38.537	3.779
20	33	I. QUAYLE	GBR	IQ Racing	Ducati	10	1'38.635	3.877
21	36	E. POTTER	GBR	AH Performance	Ducati	10	1'38.728	3.970
22	19	S. BASTABLE	GBR	Simon Bastable Racing	Ducati	10	1'39.275	4.517
23	5	M. STEVENS	GBR	Tech 5 Racing	Ducati	2	1'39.553	4.795
24	12	S. TAYLOR	GBR	STR Racing Team #2	Ducati	9	1'39.600	4.842
25	49	O. SAVAGE	GBR	R Racing	Ducati	5	1'39.699	4.941
26	24	L. MCLAUGHLIN	GBR	JAC Racing	Ducati	4	1'39.716	4.958
27	90	C. KENNELLY	GBR	Resideo Racing	Ducati	5	1'39.860	5.102
28	8	A. COMPTON	GBR	Blue Earth Construction	Ducati	8	1'39.899	5.141
29	32	A. HUGHES	GBR	Art of Racing	Ducati	3	1'40.612	5.854
30	7	M. LONG	GBR	True Heros Racing	Ducati	3	1'40.648	5.890
31	6	P. HASLER	GBR	Art of Racing	Ducati	7	1'40.997	6.239
32	31	M. BAINBRIDGE	GBR	Marvel HCL Motorsport	Ducati	3	1'41.125	6.367
33	21	M. VENN	GBR	Unique Motorsport	Ducati	3	1'41.278	6.520
34	45	T. STEVENS	GBR	Tech 5 Racing	Ducati	4	1'41.430	6.672
35	30	A. BOOTH	GBR	ARBRacing.com	Ducati	9	1'43.978	9.220
36	25	M. FLOWER	GBR	My Ductwork Ducati Racing	Ducati	9	1'44.431	9.673
37	87	D. FLETCHER	GBR	Arrow Racing	Ducati	5	1'45.807	11.049
38	912	M. HAMBRO	GBR	Legless Racing	Ducati	2	1'46.707	11.949
39	34	C. WATKINS	GBR	Arrow Racing	Ducati	2	1'47.548	12.790



Prosecco DOC UK Round, 2-4 July 2021
Starting Grid - Race 2 (10 Laps x 4,023 km = 40,230 km)

1	1	75 PINSON E. Ducati	2	1 DAY J. Ducati	3	9 WALKER C. Ducati
2	4	86 SHOUBRIDGE D. Ducati	5	44 BEST E. Ducati	6	89 JONES D. Ducati
3	7	2 NEVE C. Ducati	8	4 MCGUINNESS J. Ducati	9	3 COX S. Ducati
4	10	59 SOLERA A. Ducati	11	43 BULPIN S. Ducati	12	17 STEVENS C. Ducati
5	13	64 TUSTIN M. Ducati	14	18 SPENCER-FLEET R. Ducati	15	92 JONES M. Ducati
6	16	11 FALLA B. Ducati	17	40 BOUCHER D. Ducati	18	42 CURRIE C. Ducati
7	19	14 LOFTHOUSE M. Ducati	20	33 QUAYLE I. Ducati	21	36 POTTER E. Ducati
8	22	19 BASTABLE S. Ducati	23	5 STEVENS M. Ducati	24	12 TAYLOR S. Ducati
9	25	49 SAVAGE O. Ducati	26	24 MCLAUGHLIN L. Ducati	27	90 KENNELLY C. Ducati
10	28	8 COMPTON A. Ducati	29	32 HUGHES A. Ducati	30	7 LONG M. Ducati
11	31	6 HASLER P. Ducati	32	31 BAINBRIDGE M. Ducati	33	21 VENN M. Ducati
12	34	45 STEVENS T. Ducati	35	30 BOOTH A. Ducati	36	25 FLOWER M. Ducati
13	37	87 FLETCHER D. Ducati	38	912 HAMBRO M. Ducati	39	34 WATKINS C. Ducati
14	40*	16 BUCHANAN J. Ducati				