

Donington Park 4.023 m

Prosecco DOC UK Round, 2-4 July 2021

Results Race 1

Laps 12 = 48,276 km - Avg 132,244 km/h - Race Time 21'54.191

No.	Rider	Nat	Team	Bike	Laps	Time	Gap	Rel.	Fastest Lap
1	91 ALDERSON James	GBR	R Alderson and Sons Racing	Triumph	12	21'54.191		10	1'46.815
2	30 COOK Max	GBR	FS-3 Racing	Kawasaki	12	21'59.091	4.900	4.900	12 1'46.006
3	14 NIXON Jack	GBR	Santander Salt	Yamaha	12	21'59.203	5.012	0.112	12 1'45.911
4	19 TALBOT Joe	GBR	JR Performance Racing	Kawasaki	12	21'59.375	5.184	0.172	12 1'46.141
5	22 CORDEROY Zak	GBR	Binch Racing	Yamaha	12	22'02.222	8.031	2.847	12 1'46.369
6	55 VALLELEY Louis	GBR	Code Blue Racing / Team V	Yamaha	12	22'02.419	8.228	0.197	12 1'46.838
7	39 BOURNE Franco	GBR	Chris Walker Kawasaki	Kawasaki	12	22'03.215	9.024	0.796	11 1'46.608
8	64 DURHAM Asher	GBR	Affinity Sports Academy	Kawasaki	12	22'04.755	10.564	1.540	10 1'46.744
9	78 BOWER Matt	GBR	4T2 Racing	Kawasaki	12	22'06.029	11.838	1.274	11 1'46.781
10	6 STANLEY George	GBR	Ready4Racing Vision Team	Kawasaki	12	22'11.140	16.949	5.111	12 1'46.236
11	7 DELVES Liam	GBR	JR Performance Racing	Kawasaki	12	22'12.413	18.222	1.273	10 1'48.476
12	28 HARTGROVE Adam	GBR	Adam Hartgrove Racing	Yamaha	12	22'12.749	18.558	0.336	12 1'47.396
13	86 JENNER Owen	GBR	Affinity Sports Academy	Kawasaki	12	22'24.524	30.333	11.775	12 1'48.900
14	33 FARRER Charlie	GBR	Mortimer Racing / Appleyard Aca	Yamaha	12	22'25.505	31.314	0.981	12 1'48.295
15	21 BROOKS Daniel	GBR	Ready4Racing Vision Team	Kawasaki	12	22'26.297	32.106	0.792	11 1'49.757
16	11 LAFFINS Sam	GBR	Sam Laffins Racing / G&S Racing	Kawasaki	12	22'26.441	32.250	0.144	12 1'47.483
17	77 VERWEY Kade	GBR	Team XG Racing	Kawasaki	12	22'46.679	52.488	20.238	11 1'49.403
18	4 SMYTH Andrew	GBR	MPW Kawasaki by Blackwater GK	Kawasaki	12	22'57.967	1'03.776	11.288	10 1'50.954
19	3 THOMSON Connor	GBR	Ullilligence / AH Performance	Yamaha	12	22'58.619	1'04.428	0.652	9 1'51.506
20	38 OWENS Michael	GBR	R&R Racing	Yamaha	12	22'58.679	1'04.488	0.060	11 1'50.060
21	17 ARMSTRONG Kier	GBR	Dan Bones / Lincolnshire Racing	Kawasaki	12	22'59.338	1'05.147	0.659	12 1'51.928
22	57 CRUMP Seth	AUS	Affinity Sports Academy	Kawasaki	12	23'01.603	1'07.412	2.265	12 1'49.630
23	69 COYNE Kevin	IRL	Kevin Coyne Racing 64	Kawasaki	12	23'02.788	1'08.597	1.185	11 1'49.357
24	99 BEDNAREK Jack	GBR	CF Motorsport	Yamaha	12	23'03.113	1'08.922	0.325	12 1'51.223
25	51 BARRINGTON Kayla	GBR	Slipscreens / TKB Racing	Kawasaki	12	23'03.529	1'09.338	0.416	12 1'51.181
26	8 HALL Cameron	GBR	Triple M Vehicles Sales	Kawasaki	12	23'07.284	1'13.093	3.755	11 1'51.029
27	88 LEIGH Harry	GBR	CVM Motorsport	Kawasaki	12	23'14.378	1'20.187	7.094	8 1'52.980
28	37 BULL James	GBR	James Bull Racing	MV Agusta	12	23'15.957	1'21.766	1.579	12 1'51.367
29	13 CAMPBELL Jake	GBR	Jake Campbell Racing	Kawasaki	12	23'24.620	1'30.429	8.663	11 1'53.445
30	87 HOPPER Jake	GBR	JMH Racing	Yamaha	11	21'54.566	1 Lap	1 Lap	11 1'55.104
31	63 COWARD Josh	GBR	Coward Racing	Kawasaki	11	22'07.901	1 Lap	13.335	10 1'57.745
32	76 VERWEY Luke	GBR	Team XG Racing	Kawasaki	11	23'02.761	1 Lap	54.860	11 1'54.300
----- Not Classified -----									
RET	41 LEATHERLAND Lynden	GBR	GL Fabrications Racing	Yamaha	9	16'41.304	3 Laps	9	1'48.295
RET	25 JONES Lewis	GBR	Lewis Jones Racing	Kawasaki	8	15'56.053	4 Laps	3	1'55.904
RET	71 DRURY Nathan	GBR	Dragon Racing	Kawasaki	6	11'12.466	6 Laps	6	1'49.431
RET	23 CAIRNS Andrew	GBR	Cairns Racing	Yamaha	6	12'10.715	6 Laps	3	1'58.542
RET	10 REID Simon	GBR	Simon Reid Racing	Yamaha	0				
RET	15 MCMANUS Eugene	GBR	Affinity Sports Academy	Kawasaki	0				
NS	31 DAVIS Jamie	GBR	Ullilligence /AH Performance	Yamaha					

Starting: 39 Classified: 32 Not Classified: 0 Retired: 6 Not Started: 1

Fastest Lap N. 12 No. 14 Jack Nixon Time 1'45.911 Avg. 136,745 Km/h

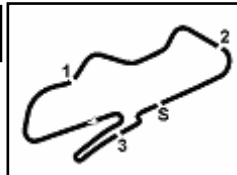
Humidity:	88%	AIR	17°C
Condition:	Wet	Temp:	21°C

03/07/2021

 Start
12:45

 End
13:09

The results are provisional until the end of the time limit for protests and appeals and the completion of the technical checks.



Donington Park 4.023 m

Prosecco DOC UK Round, 2-4 July 2021

Top Speeds Race 1

RESULTS

1	91 ALDERSON James	Triumph	Laps 12
2	30 COOK Max	Kawasaki	4.900
3	14 NIXON Jack	Yamaha	5.012
4	19 TALBOT Joe	Kawasaki	5.184
5	22 CORDEROY Zak	Yamaha	8.031
6	55 VALLELEY Louis	Yamaha	8.228
7	39 BOURNE Franco	Kawasaki	9.024
8	64 DURHAM Asher	Kawasaki	10.564
9	78 BOWER Matt	Kawasaki	11.838
10	6 STANLEY George	Kawasaki	16.949
11	7 DELVES Liam	Kawasaki	18.222
12	28 HARTGROVE Adam	Yamaha	18.558
13	86 JENNER Owen	Kawasaki	30.333
14	33 FARRER Charlie	Yamaha	31.314
15	21 BROOKS Daniel	Kawasaki	32.106
16	11 LAFFINS Sam	Kawasaki	32.250
17	77 VERWEY Kade	Kawasaki	52.488
18	4 SMYTH Andrew	Kawasaki	1'03.776
19	3 THOMSON Connor	Yamaha	1'04.428
20	38 OWENS Michael	Yamaha	1'04.488
21	17 ARMSTRONG Kier	Kawasaki	1'05.147
22	57 CRUMP Seth	Kawasaki	1'07.412
23	69 COYNE Kevin	Kawasaki	1'08.597
24	99 BEDNAREK Jack	Yamaha	1'08.922
25	51 BARRINGTON Kayla	Kawasaki	1'09.338
26	8 HALL Cameron	Kawasaki	1'13.093
27	88 LEIGH Harry	Kawasaki	1'20.187
28	37 BULL James	MV Agusta	1'21.766
29	13 CAMPBELL Jake	Kawasaki	1'30.429
30	87 HOPPER Jake	Yamaha	1 Lap
31	63 COWARD Josh	Kawasaki	1 Lap
32	76 VERWEY Luke	Kawasaki	1 Lap
RET	41 LEATHERLAND Lynden	Yamaha	3 Laps
RET	25 JONES Lewis	Kawasaki	4 Laps
RET	71 DRURY Nathan	Kawasaki	6 Laps
RET	23 CAIRNS Andrew	Yamaha	6 Laps
RET	10 REID Simon	Yamaha	
RET	15 MCMANUS Eugene	Kawasaki	
NS	31 DAVIS Jamie	Yamaha	

SPEED

1	86 JENNER Owen	Kawasaki	229.9
2	22 CORDEROY Zak	Yamaha	228.9
3	39 BOURNE Franco	Kawasaki	227.9
4	33 FARRER Charlie	Yamaha	227.5
5	21 BROOKS Daniel	Kawasaki	227.0
6	14 NIXON Jack	Yamaha	226.5
7	6 STANLEY George	Kawasaki	226.0
8	78 BOWER Matt	Kawasaki	225.6
9	41 LEATHERLAND Lynden	Yamaha	224.6
10	19 TALBOT Joe	Kawasaki	224.6
11	64 DURHAM Asher	Kawasaki	224.2
12	28 HARTGROVE Adam	Yamaha	224.2
13	8 HALL Cameron	Kawasaki	223.2
14	77 VERWEY Kade	Kawasaki	223.2
15	57 CRUMP Seth	Kawasaki	222.8
16	69 COYNE Kevin	Kawasaki	222.3
17	55 VALLELEY Louis	Yamaha	221.9
18	7 DELVES Liam	Kawasaki	221.9
19	88 LEIGH Harry	Kawasaki	221.9
20	30 COOK Max	Kawasaki	221.4
21	11 LAFFINS Sam	Kawasaki	221.4
22	38 OWENS Michael	Yamaha	220.5
23	99 BEDNAREK Jack	Yamaha	220.5
24	76 VERWEY Luke	Kawasaki	220.0
25	91 ALDERSON James	Triumph	219.6
26	51 BARRINGTON Kayla	Kawasaki	218.7
27	37 BULL James	MV Agusta	218.7
28	15 MCMANUS Eugene	Kawasaki	218.7
29	3 THOMSON Connor	Yamaha	217.8
30	71 DRURY Nathan	Kawasaki	217.8
31	17 ARMSTRONG Kier	Kawasaki	216.9
32	13 CAMPBELL Jake	Kawasaki	216.5
33	4 SMYTH Andrew	Kawasaki	216.1
34	87 HOPPER Jake	Yamaha	214.8
35	25 JONES Lewis	Kawasaki	211.4
36	63 COWARD Josh	Kawasaki	211.4
37	23 CAIRNS Andrew	Yamaha	198.2

SEG. 1

1	39 BOURNE Franco	22.761
2	6 STANLEY George	22.872
3	14 NIXON Jack	22.885
4	78 BOWER Matt	22.891
5	30 COOK Max	22.894
6	64 DURHAM Asher	22.913
7	7 DELVES Liam	22.982
8	19 TALBOT Joe	23.005
9	91 ALDERSON James	23.024
10	22 CORDEROY Zak	23.030
11	41 LEATHERLAND Lynden	23.045
12	55 VALLELEY Louis	23.046
13	86 JENNER Owen	23.057
14	28 HARTGROVE Adam	23.123
15	11 LAFFINS Sam	23.144
16	33 FARRER Charlie	23.226
17	69 COYNE Kevin	23.323
18	71 DRURY Nathan	23.348
19	38 OWENS Michael	23.398
20	21 BROOKS Daniel	23.432
21	77 VERWEY Kade	23.460
22	8 HALL Cameron	23.740
23	88 LEIGH Harry	23.807
24	57 CRUMP Seth	23.810
25	4 SMYTH Andrew	23.818
26	3 THOMSON Connor	23.820
27	51 BARRINGTON Kayla	23.885
28	37 BULL James	23.915
29	17 ARMSTRONG Kier	23.967
30	99 BEDNAREK Jack	24.059
31	87 HOPPER Jake	24.528
32	13 CAMPBELL Jake	24.564
33	25 JONES Lewis	24.565
34	76 VERWEY Luke	24.599
35	23 CAIRNS Andrew	24.670
36	63 COWARD Josh	24.845
37	15 MCMANUS Eugene	27.870

SEG. 2

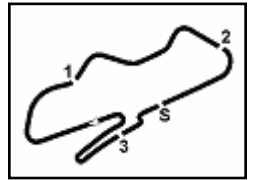
1	14 NIXON Jack	28.989
2	55 VALLELEY Louis	29.157
3	78 BOWER Matt	29.168
4	6 STANLEY George	29.231
5	64 DURHAM Asher	29.255
6	11 LAFFINS Sam	29.310
7	22 CORDEROY Zak	29.328
8	30 COOK Max	29.338
9	39 BOURNE Franco	29.418
10	91 ALDERSON James	29.527
11	19 TALBOT Joe	29.555
12	28 HARTGROVE Adam	29.572
13	7 DELVES Liam	29.718
14	41 LEATHERLAND Lynden	29.824
15	33 FARRER Charlie	29.980
16	71 DRURY Nathan	30.162
17	21 BROOKS Daniel	30.251
18	69 COYNE Kevin	30.272
19	38 OWENS Michael	30.282
20	77 VERWEY Kade	30.302
21	57 CRUMP Seth	30.324
22	4 SMYTH Andrew	30.400
23	8 HALL Cameron	30.570
24	51 BARRINGTON Kayla	30.695
25	99 BEDNAREK Jack	30.818
26	86 JENNER Owen	30.828
27	13 CAMPBELL Jake	30.846
28	37 BULL James	30.907
29	3 THOMSON Connor	31.091
30	88 LEIGH Harry	31.186
31	17 ARMSTRONG Kier	31.196
32	76 VERWEY Luke	31.238
33	15 MCMANUS Eugene	31.578
34	25 JONES Lewis	31.976
35	87 HOPPER Jake	32.106
36	23 CAIRNS Andrew	32.383
37	63 COWARD Josh	32.559

SEG. 3

1	14 NIXON Jack	25.599
2	19 TALBOT Joe	25.863
3	22 CORDEROY Zak	25.974
4	30 COOK Max	25.976
5	78 BOWER Matt	26.318
6	39 BOURNE Franco	26.338
7	55 VALLELEY Louis	26.359
8	28 HARTGROVE Adam	26.413
9	64 DURHAM Asher	26.419
10	6 STANLEY George	26.430
11	91 ALDERSON James	26.513
12	86 JENNER Owen	26.690
13	11 LAFFINS Sam	26.701
14	77 VERWEY Kade	26.789
15	33 FARRER Charlie	26.794
16	41 LEATHERLAND Lynden	26.810
17	8 HALL Cameron	26.834
18	7 DELVES Liam	27.031
19	71 DRURY Nathan	27.163
20	21 BROOKS Daniel	27.170
21	3 THOMSON Connor	27.247
22	69 COYNE Kevin	27.253
23	99 BEDNAREK Jack	27.330
24	17 ARMSTRONG Kier	27.358
25	38 OWENS Michael	27.436
26	37 BULL James	27.637
27	51 BARRINGTON Kayla	27.661
28	57 CRUMP Seth	27.665
29	4 SMYTH Andrew	27.674
30	15 MCMANUS Eugene	27.810
31	13 CAMPBELL Jake	28.077
32	76 VERWEY Luke	28.169
33	88 LEIGH Harry	28.177
34	25 JONES Lewis	28.643
35	87 HOPPER Jake	28.669
36	63 COWARD Josh	29.057
37	23 CAIRNS Andrew	29.444

SEG. 4

1	19 TALBOT Joe	27.523
2	30 COOK Max	27.637
3	6 STANLEY George	27.687
4	91 ALDERSON James	27.698
5	64 DURHAM Asher	27.716
6	22 CORDEROY Zak	27.721
7	39 BOURNE Franco	27.756
8	14 NIXON Jack	27.786
9	57 CRUMP Seth	27.828
10	28 HARTGROVE Adam	27.868
11	78 BOWER Matt	27.966
12	55 VALLELEY Louis	28.066
13	86 JENNER Owen	28.077
14	33 FARRER Charlie	28.136
15	41 LEATHERLAND Lynden	28.267
16	11 LAFFINS Sam	28.303
17	69 COYNE Kevin	28.357
18	38 OWENS Michael	28.369
19	77 VERWEY Kade	28.387
20	71 DRURY Nathan	28.480
21	21 BROOKS Daniel	28.505
22	7 DELVES Liam	28.570
23	4 SMYTH Andrew	28.678
24	51 BARRINGTON Kayla	28.766
25	37 BULL James	28.806
26	17 ARMSTRONG Kier	28.892
27	99 BEDNAREK Jack	28.962
28	3 THOMSON Connor	29.121
29	88 LEIGH Harry	29.312
30	8 HALL Cameron	29.321
31	87 HOPPER Jake	29.621
32	76 VERWEY Luke	29.664
33	13 CAMPBELL Jake	29.693
34	63 COWARD Josh	30.169
35	25 JONES Lewis	30.261
36	23 CAIRNS Andrew	31.629



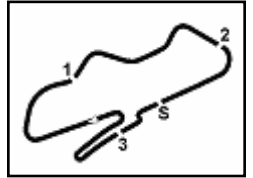
Donington Park 4.023 m

1 / 4

Prosecco DOC UK Round, 2-4 July 2021
Lap Chart Race 1

		Lap											
	1	2	3	4	5	6	7	8	9	10	11	12	
1	30	30	30	91	91	91	91	91	91	91	91	91	
2	7	7	91	30	30	71	19	19	19	19	30	30	
3	71	71	71	71	71	30	30	30	30	30	19	14	
4	19	19	7	19	19	19	55	55	55	14	14	19	
5	55	91	19	55	55	55	41	41	14	55	55	22	
6	14	55	55	7	41	41	14	14	41	22	22	55	
7	41	14	14	41	7	14	39	39	22	39	39	39	
8	91	41	41	14	14	7	22	22	39	64	64	64	
9	21	11	11	39	39	39	7	64	64	78	78	78	
10	78	39	39	64	64	22	64	7	78	7	7	6	
11	39	21	78	78	22	64	78	78	7	28	6	7	
12	11	78	64	22	78	78	28	28	28	6	28	28	
13	64	64	21	11	86	28	6	6	6	86	86	86	
14	6	22	22	86	28	86	86	86	86	21	21	33	
15	22	86	86	21	21	6	21	21	21	33	33	21	
16	33	6	28	28	33	21	33	33	33	11	11	11	
17	86	28	33	33	6	33	11	11	11	77	77	77	
18	28	33	6	6	11	11	77	77	77	3	3	4	
19	77	77	77	77	77	77	3	3	3	17	4	3	
20	3	3	3	3	3	3	17	17	17	4	17	38	
21	25	25	25	17	17	17	99	4	4	38	38	17	
22	17	17	17	99	99	99	4	99	99	99	99	57	
23	69	99	99	4	4	4	51	51	38	51	57	69	
24	38	69	4	25	51	51	38	38	51	57	51	99	
25	51	38	38	51	38	38	69	69	69	69	69	51	
26	99	4	51	38	25	57	57	57	57	8	8	8	
27	57	51	69	57	57	69	88	88	8	88	88	88	
28	4	57	57	69	69	88	8	8	88	37	37	37	
29	8	88	88	88	88	25	25	37	37	13	13	13	
30	88	13	13	13	8	8	13	13	13	87	87		
31	13	8	8	8	13	13	37	25	87	63	63		
32	37	37	37	37	37	37	87	87	63	76	76		
33	23	23	23	23	23	23	63	63	76				
34	63	63	63	87	87	87	76	76					
35	87	87	87	63	63	63							
36	76	76	76	76	76	76							

Final Result		
1	91 ALDERSON J.	Laps 12
2	30 COOK M.	4.900
3	14 NIXON J.	5.012
4	19 TALBOT J.	5.184
5	22 CORDEROY Z.	8.031
6	55 VALLELEY L.	8.228
7	39 BOURNE F.	9.024
8	64 DURHAM A.	10.564
9	78 BOWER M.	11.838
10	6 STANLEY G.	16.949
11	7 DELVES L.	18.222
12	28 HARTGROVE A.	18.558
13	86 JENNER O.	30.333
14	33 FARRER C.	31.314
15	21 BROOKS D.	32.106
16	11 LAFFINS S.	32.250
17	77 VERWEY K.	52.488
18	4 SMYTH A.	1'03.776
19	3 THOMSON C.	1'04.428
20	38 OWENS M.	1'04.488
21	17 ARMSTRONG K.	1'05.147
22	57 CRUMP S.	1'07.412
23	69 COYNE K.	1'08.597
24	99 BEDNAREK J.	1'08.922
25	51 BARRINGTON K.	1'09.338
26	8 HALL C.	1'13.093
27	88 LEIGH H.	1'20.187
28	37 BULL J.	1'21.766
29	13 CAMPBELL J.	1'30.429
30	87 HOPPER J.	1 Lap
31	63 COWARD J.	1 Lap
32	76 VERWEY L.	1 Lap
RET	41 LEATHERLAND L.	3 Laps
RET	25 JONES L.	4 Laps
RET	71 DRURY N.	6 Laps
RET	23 CAIRNS A.	6 Laps
RET	10 REID S.	
RET	15 MCMANUS E.	
NS	31 DAVIS J.	


Prosecco DOC UK Round, 2-4 July 2021
Lap Chart Race 1
Lap 1

1	30	Cook M.	1'58.281
2	7	Delves L.	0.037
3	71	Drury N.	0.274
4	19	Talbot J.	1.011
5	55	Valleley L.	1.137
6	14	Nixon J.	1.586
7	41	Leatherland L.	1.923
8	91	Alderson J.	2.503
9	21	Brooks D.	2.884
10	78	Bower M.	3.152
11	39	Bourne F.	3.303
12	11	Laffins S.	3.439
13	64	Durham A.	3.951
14	6	Stanley G.	4.468
15	22	Corderoy Z.	4.566
16	33	Farrer C.	4.755
17	86	Jenner O.	5.399
18	28	Hartgrove A.	5.810
19	77	Vervey K.	6.831
20	3	Thomson C.	7.804
21	25	Jones L.	8.679
22	17	Armstrong K.	9.106
23	69	Coyne K.	9.327
24	38	Owens M.	9.425
25	51	Barrington K.	9.852
26	99	Bednarek J.	10.513
27	57	Crump S.	10.931
28	4	Smyth A.	11.534
29	8	Hall C.	12.193
30	88	Leigh H.	12.307
31	13	Campbell J.	12.617
32	37	Bull J.	14.412
33	23	Cairns A.	14.671
34	63	Coward J.	15.181
35	87	Hopper J.	15.851
36	76	Vervey L.	41.628

Lap 3

1	30	Cook M.	5'42.436
2	91	Alderson J.	0.099
3	71	Drury N.	0.520
4	7	Delves L.	1.020
5	19	Talbot J.	1.182
6	55	Valleley L.	1.648
7	14	Nixon J.	2.711
8	41	Leatherland L.	3.095
9	11	Laffins S.	3.579
10	39	Bourne F.	4.056
11	78	Bower M.	5.510
12	64	Durham A.	5.672
13	21	Brooks D.	6.119
14	22	Corderoy Z.	6.255
15	86	Jenner O.	6.447
16	28	Hartgrove A.	7.799
17	33	Farrer C.	8.851
18	6	Stanley G.	9.201
19	77	Vervey K.	12.916
20	3	Thomson C.	16.465
21	25	Jones L.	17.287
22	17	Armstrong K.	17.534
23	99	Bednarek J.	18.185
24	4	Smyth A.	19.660
25	38	Owens M.	20.294
26	51	Barrington K.	21.179
27	69	Coyne K.	21.921
28	57	Crump S.	22.373
29	88	Leigh H.	23.700
30	13	Campbell J.	25.311
31	8	Hall C.	26.037
32	37	Bull J.	27.120
33	23	Cairns A.	29.321
34	63	Coward J.	34.597
35	87	Hopper J.	34.886
36	76	Vervey L.	1'41.217

36 76 Vervey L.

Lap 5

1	91	Alderson J.	9'19.715
2	30	Cook M.	2.795
3	71	Drury N.	3.320
4	19	Talbot J.	3.558
5	55	Valleley L.	4.119
6	41	Leatherland L.	4.870
7	7	Delves L.	5.989
8	14	Nixon J.	6.130
9	39	Bourne F.	6.384
10	64	Durham A.	8.407
11	22	Corderoy Z.	9.576
12	78	Bower M.	10.178
13	86	Jenner O.	12.655
14	28	Hartgrove A.	13.109
15	21	Brooks D.	13.612
16	33	Farrer C.	13.940
17	6	Stanley G.	14.295
18	11	Laffins S.	24.303
19	77	Vervey K.	24.926
20	3	Thomson C.	26.013
21	17	Armstrong K.	28.420
22	99	Bednarek J.	30.974
23	4	Smyth A.	32.294
24	51	Barrington K.	33.253
25	38	Owens M.	33.748
26	25	Jones L.	35.739
27	57	Crump S.	35.767
28	69	Coyne K.	36.293
29	88	Leigh H.	37.524
30	8	Hall C.	40.150
31	13	Campbell J.	41.510
32	37	Bull J.	41.773
33	23	Cairns A.	51.928
34	87	Hopper J.	53.711
35	63	Coward J.	56.361
36	76	Vervey L.	

 35 63 Coward J.
 36 76 Vervey L.

Lap 7

1	91	Alderson J.	12'56.530
2	19	Talbot J.	6.442
3	30	Cook M.	6.755
4	55	Valleley L.	7.096
5	41	Leatherland L.	7.510
6	14	Nixon J.	8.447
7	39	Bourne F.	10.106
8	22	Corderoy Z.	10.407
9	7	Delves L.	11.017
10	64	Durham A.	11.200
11	78	Bower M.	12.264
12	28	Hartgrove A.	15.482
13	6	Stanley G.	17.635
14	86	Jenner O.	18.547
15	21	Brooks D.	18.862
16	33	Farrer C.	19.157
17	11	Laffins S.	26.734
18	77	Vervey K.	33.870
19	3	Thomson C.	37.923
20	17	Armstrong K.	38.387
21	99	Bednarek J.	42.828
22	4	Smyth A.	43.540
23	51	Barrington K.	44.551
24	38	Owens M.	45.013
25	69	Coyne K.	47.080
26	57	Crump S.	47.517
27	88	Leigh H.	50.443
28	8	Hall C.	51.607
29	25	Jones L.	53.473
30	13	Campbell J.	54.159
31	37	Bull J.	54.553
32	87	Hopper J.	1'14.523
33	63	Coward J.	1'17.733
34	76	Vervey L.	

Lap 2

1	30	Cook M.	3'51.189
2	7	Delves L.	0.706
3	71	Drury N.	0.892
4	19	Talbot J.	1.058
5	91	Alderson J.	1.397
6	55	Valleley L.	1.738
7	14	Nixon J.	2.250
8	41	Leatherland L.	2.673
9	11	Laffins S.	2.842
10	39	Bourne F.	3.790
11	21	Brooks D.	4.055
12	78	Bower M.	4.238
13	64	Durham A.	4.578
14	22	Corderoy Z.	5.469
15	86	Jenner O.	6.053
16	6	Stanley G.	6.562
17	28	Hartgrove A.	6.883
18	33	Farrer C.	7.255
19	77	Vervey K.	9.664
20	3	Thomson C.	12.063
21	25	Jones L.	12.630
22	17	Armstrong K.	13.623
23	99	Bednarek J.	14.388
24	69	Coyne K.	14.870
25	38	Owens M.	15.110
26	4	Smyth A.	15.685
27	51	Barrington K.	15.988
28	57	Crump S.	16.195
29	88	Leigh H.	18.036
30	13	Campbell J.	18.966
31	8	Hall C.	19.838
32	37	Bull J.	20.787
33	23	Cairns A.	22.026
34	63	Coward J.	24.061
35	87	Hopper J.	24.467
36	76	Vervey L.	1'34.706

Lap 4

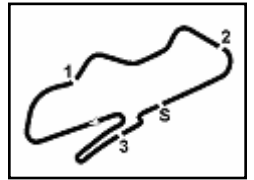
1	91	Alderson J.	7'31.414
2	30	Cook M.	1.650
3	71	Drury N.	2.170
4	19	Talbot J.	2.365
5	55	Valleley L.	3.010
6	7	Delves L.	3.644
7	41	Leatherland L.	3.839
8	14	Nixon J.	4.548
9	39	Bourne F.	5.487
10	64	Durham A.	6.953
11	78	Bower M.	7.985
12	22	Corderoy Z.	8.243
13	11	Laffins S.	8.486
14	86	Jenner O.	9.231
15	21	Brooks D.	9.474
16	28	Hartgrove A.	10.172
17	33	Farrer C.	11.482
18	6	Stanley G.	11.690
19	77	Vervey K.	18.055
20	3	Thomson C.	21.049
21	17	Armstrong K.	22.655
22	99	Bednarek J.	24.730
23	4	Smyth A.	25.816
24	25	Jones L.	26.379
25	51	Barrington K.	26.577
26	38	Owens M.	27.007
27	57	Crump S.	28.668
28	69	Coyne K.	29.953
29	88	Leigh H.	30.680
30	13	Campbell J.	33.461
31	8	Hall C.	33.716
32	37	Bull J.	34.456
33	23	Cairns A.	41.023
34	87	Hopper J.	44.432
35	63	Coward J.	45.583

Lap 6

1	91	Alderson J.	11'08.244
2	71	Drury N.	4.222
3	30	Cook M.	4.557
4	19	Talbot J.	4.840
5	55	Valleley L.	5.209
6	41	Leatherland L.	7.324
7	14	Nixon J.	7.782
8	7	Delves L.	9.021
9	39	Bourne F.	9.302
10	22	Corderoy Z.	10.005
11	64	Durham A.	10.125
12	78	Bower M.	10.982
13	28	Hartgrove A.	14.352
14	86	Jenner O.	15.090
15	6	Stanley G.	15.310
16	21	Brooks D.	15.961
17	33	Farrer C.	16.375
18	11	Laffins S.	25.873
19	77	Vervey K.	29.326
20	3	Thomson C.	30.917
21	17	Armstrong K.	33.683
22	99	Bednarek J.	36.739
23	4	Smyth A.	38.154
24	51	Barrington K.	39.101
25	38	Owens M.	39.464
26	57	Crump S.	41.225
27	69	Coyne K.	41.695
28	88	Leigh H.	44.309
29	25	Jones L.	45.381
30	8	Hall C.	45.876
31	13	Campbell J.	47.974
32	37	Bull J.	48.308
33	23	Cairns A.	1'02.471
34	87	Hopper J.	1'02.774

Lap 8

1	91	Alderson J.	14'44.920
2	19	Talbot J.	5.881
3	30	Cook M.	6.887
4	55	Valleley L.	7.652
5	41	Leatherland L.	8.089
6	14	Nixon J.	8.578
7	39	Bourne F.	9.868
8	22	Corderoy Z.	10.193
9	64	Durham A.	11.189
10	7	Delves L.	11.714
11	78	Bower M.	12.040
12	28	Hartgrove A.	15.060
13	6	Stanley G.	17.637
14	86	Jenner O.	20.393
15	21	Brooks D.	21.019
16	33	Farrer C.	23.563
17	11	Laffins S.	28.367
18	77	Vervey K.	37.489
19	3	Thomson C.	41.906
20	17	Armstrong K.	42.304
21	4	Smyth A.	47.841
22	99	Bednarek J.	48.612
23	51	Barrington K.	49.068
24	38	Owens M.	49.370
25	69	Coyne K.	50.655
26	57	Crump S.	51.369
27	88	Leigh H.	55.033
28	8	Hall C.	55.907
29	37	Bull J.	1'00.837
30	13	Campbell J.	1'01.725
31	25	Jones L.	1'11.133
32	87	Hopper J.	1'22.890
33	63	Coward J.	1'28.193
34	76	Vervey L.	



Donington Park 4.023 m

3 / 4

Prosecco DOC UK Round, 2-4 July 2021
Lap Chart Race 1

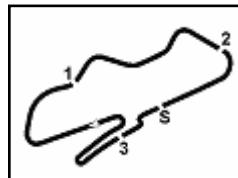
Lap 9		
1	91 Alderson J.	16'32.486
2	19 Talbot J.	5.936
3	30 Cook M.	7.209
4	55 Valleley L.	8.220
5	14 Nixon J.	8.495
6	41 Leatherland L.	8.818
7	22 Corderoy Z.	10.007
8	39 Bourne F.	10.491
9	64 Durham A.	11.547
10	78 Bower M.	12.107
11	7 Delves L.	12.952
12	28 Hartgrove A.	15.973
13	6 Stanley G.	17.761
14	86 Jenner O.	23.725
15	21 Brooks D.	24.034
16	33 Farrer C.	26.465
17	11 Laffins S.	29.764
18	77 Verwey K.	42.556
19	3 Thomson C.	45.846
20	17 Armstrong K.	47.810
21	4 Smyth A.	51.741
22	99 Bednarek J.	54.118
23	38 Owens M.	54.411
24	51 Barrington K.	54.614
25	69 Coyne K.	55.134
26	57 Crump S.	55.610
27	8 Hall C.	1'00.203
28	88 Leigh H.	1'00.768
29	37 Bull J.	1'06.631
30	13 Campbell J.	1'10.076
31	87 Hopper J.	1'30.972
32	63 Coward J.	1'38.728
33	76 Verwey L.	

Lap 10		
1	91 Alderson J.	18'19.301
2	19 Talbot J.	6.243
3	30 Cook M.	7.237
4	14 Nixon J.	7.829
5	55 Valleley L.	9.076
6	22 Corderoy Z.	10.147
7	39 Bourne F.	10.608
8	64 Durham A.	11.476
9	78 Bower M.	13.042
10	7 Delves L.	14.613
11	28 Hartgrove A.	18.155
12	6 Stanley G.	19.055
13	86 Jenner O.	26.870
14	21 Brooks D.	27.428
15	33 Farrer C.	29.095
16	11 Laffins S.	31.613
17	77 Verwey K.	47.331
18	3 Thomson C.	54.390
19	17 Armstrong K.	54.709
20	4 Smyth A.	55.880
21	38 Owens M.	58.386
22	99 Bednarek J.	1'00.314
23	51 Barrington K.	1'00.553
24	57 Crump S.	1'00.869
25	69 Coyne K.	1'04.052
26	8 Hall C.	1'05.630
27	88 Leigh H.	1'08.027
28	37 Bull J.	1'13.295
29	13 Campbell J.	1'17.396
30	87 Hopper J.	1'40.161
31	63 Coward J.	
32	76 Verwey L.	

Lap 11		
1	91 Alderson J.	20'06.803
2	30 Cook M.	6.282
3	19 Talbot J.	6.431
4	14 Nixon J.	6.489

5	55 Valleley L.	8.778
6	22 Corderoy Z.	9.050
7	39 Bourne F.	9.714
8	64 Durham A.	11.103
9	78 Bower M.	12.321
10	7 Delves L.	16.466
11	6 Stanley G.	18.101
12	28 Hartgrove A.	18.550
13	86 Jenner O.	28.821
14	21 Brooks D.	29.683
15	33 Farrer C.	30.407
16	11 Laffins S.	32.155
17	77 Verwey K.	49.232
18	3 Thomson C.	59.528
19	4 Smyth A.	1'00.152
20	17 Armstrong K.	1'00.607
21	38 Owens M.	1'00.944
22	99 Bednarek J.	1'05.087
23	57 Crump S.	1'05.170
24	51 Barrington K.	1'05.545
25	69 Coyne K.	1'05.907
26	8 Hall C.	1'09.157
27	88 Leigh H.	1'13.830
28	37 Bull J.	1'17.787
29	13 Campbell J.	1'23.339
30	87 Hopper J.	
31	63 Coward J.	
32	76 Verwey L.	

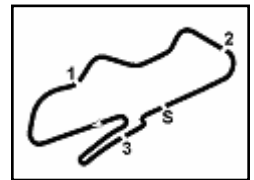
Lap 12		
1	91 Alderson J.	21'54.191
2	30 Cook M.	4.900
3	14 Nixon J.	5.012
4	19 Talbot J.	5.184
5	22 Corderoy Z.	8.031
6	55 Valleley L.	8.228
7	39 Bourne F.	9.024
8	64 Durham A.	10.564
9	78 Bower M.	11.838
10	6 Stanley G.	16.949
11	7 Delves L.	18.222
12	28 Hartgrove A.	18.558
13	86 Jenner O.	30.333
14	33 Farrer C.	31.314
15	21 Brooks D.	32.106
16	11 Laffins S.	32.250
17	77 Verwey K.	52.488
18	4 Smyth A.	1'03.776
19	3 Thomson C.	1'04.428
20	38 Owens M.	1'04.488
21	17 Armstrong K.	1'05.147
22	57 Crump S.	1'07.412
23	69 Coyne K.	1'08.597
24	99 Bednarek J.	1'08.922
25	51 Barrington K.	1'09.338
26	8 Hall C.	1'13.093
27	88 Leigh H.	1'20.187
28	37 Bull J.	1'21.766
29	13 Campbell J.	1'30.429


Prosecco DOC UK Round, 2-4 July 2021
Lap Chart Race 1
Race Pace Comparison

	91 Ald	30 Co0	14 Nix	19 Tal	22 Cor	55 Val	39 Bou	64 Dur	78 Bow	6 Sta	7 Del	28 Har	86 Jen	33 Far
1	2'00.784	1'58.281	1'59.867	1'59.292	2'02.847	1'59.418	2'01.584	2'02.232	2'01.433	2'02.749	1'58.318	2'04.091	2'03.680	2'03.036
2	1'51.802	1'52.908	1'53.572	1'52.955	1'53.811	1'53.509	1'53.395	1'53.535	1'53.994	1'55.002	1'53.577	1'53.981	1'53.562	1'55.408
3	1'49.949	1'51.247	1'51.708	1'51.371	1'52.033	1'51.157	1'51.513	1'52.341	1'52.519	1'53.886	1'51.561	1'52.163	1'51.641	1'52.843
4	1'48.879	1'50.628	1'50.815	1'50.161	1'50.966	1'50.340	1'50.409	1'50.259	1'51.453	1'51.467	1'51.602	1'51.351	1'51.762	1'51.609
5	1'48.301	1'49.446	1'49.883	1'49.494	1'49.634	1'49.410	1'49.198	1'49.755	1'50.494	1'50.906	1'50.646	1'51.238	1'51.725	1'50.759
6	1'48.529	1'50.291	1'50.181	1'49.811	1'48.958	1'49.619	1'51.447	1'50.247	1'49.333	1'49.544	1'51.561	1'49.772	1'50.964	1'50.964
7	1'48.286	1'50.484	1'48.951	1'49.888	1'48.688	1'50.173	1'49.090	1'49.361	1'49.568	1'50.611	1'50.282	1'49.416	1'51.743	1'51.068
8	1'48.390	1'48.522	1'48.521	1'47.829	1'48.176	1'48.946	1'48.152	1'48.379	1'48.166	1'48.392	1'49.087	1'47.968	1'50.236	1'52.796
9	1'47.566	1'47.888	1'47.483	1'47.621	1'47.380	1'48.134	1'48.189	1'47.924	1'47.633	1'47.690	1'48.804	1'48.479	1'50.898	1'50.468
10	1'46.815	1'46.843	1'46.149	1'47.122	1'46.955	1'47.671	1'46.932	1'46.744	1'47.750	1'48.109	1'48.476	1'48.997	1'49.960	1'49.445
11	1'47.502	1'46.547	1'46.162	1'47.690	1'46.405	1'47.204	1'46.608	1'47.129	1'46.781	1'46.548	1'49.355	1'47.897	1'49.453	1'48.814
12	1'47.388	1'46.006	1'45.911	1'46.141	1'46.369	1'46.838	1'46.698	1'46.849	1'46.905	1'46.236	1'49.144	1'47.396	1'48.900	1'48.295

	21 Bro	11 Laf	77 VeK	4 Smy	3 Tho	38 Owe	17 Arm	57 Cru	69 Coy	99 Bed	51 Bar	8 Hal	88 Lei	37 Bul
1	2'01.165	2'01.720	2'05.112	2'09.815	2'06.085	2'07.706	2'07.387	2'09.212	2'07.608	2'08.794	2'08.133	2'10.474	2'10.588	2'12.693
2	1'54.079	1'52.311	1'55.741	1'57.059	1'57.167	1'58.593	1'57.425	1'58.172	1'58.451	1'56.783	1'59.044	2'00.553	1'58.637	1'59.283
3	1'53.311	1'51.984	1'54.499	1'55.222	1'55.649	1'56.431	1'55.158	1'57.425	1'58.298	1'55.044	1'56.438	1'57.446	1'56.911	1'57.580
4	1'52.333	1'53.885	1'54.117	1'55.134	1'53.562	1'55.691	1'54.099	1'55.273	1'57.010	1'55.523	1'54.376	1'56.657	1'55.958	1'56.314
5	1'52.439	2'04.118	1'55.172	1'54.779	1'53.265	1'55.042	1'54.066	1'55.400	1'54.641	1'54.545	1'54.977	1'54.735	1'55.145	1'55.618
6	1'50.878	1'50.099	1'52.929	1'54.389	1'53.433	1'54.245	1'53.792	1'53.987	1'53.931	1'54.294	1'54.377	1'54.255	1'55.314	1'55.064
7	1'51.187	1'49.147	1'52.830	1'53.672	1'55.292	1'53.835	1'52.990	1'54.578	1'53.671	1'54.375	1'53.736	1'54.017	1'54.420	1'54.531
8	1'50.547	1'50.023	1'52.009	1'52.691	1'52.373	1'52.747	1'52.307	1'52.242	1'51.965	1'54.174	1'52.907	1'52.690	1'52.980	1'54.674
9	1'50.581	1'48.963	1'52.633	1'51.466	1'51.506	1'52.607	1'53.072	1'51.807	1'52.045	1'53.072	1'53.112	1'51.862	1'53.301	1'53.360
10	1'50.209	1'48.664	1'51.590	1'50.954	1'55.359	1'50.790	1'53.714	1'52.074	1'55.733	1'53.011	1'52.754	1'52.242	1'54.074	1'53.479
11	1'49.757	1'48.044	1'49.403	1'51.774	1'52.640	1'50.060	1'53.400	1'51.803	1'49.357	1'52.275	1'52.494	1'51.029	1'53.305	1'51.994
12	1'49.811	1'47.483	1'50.644	1'51.012	1'52.288	1'50.932	1'51.928	1'49.630	1'50.078	1'51.223	1'51.181	1'51.324	1'53.745	1'51.367

	13 Cam	87 Hop	63 Cow	76 VeL	41 Lea	25 Jon	71 Dru	23 Cai
1	2'10.898	2'14.132	2'13.462	2'39.909	2'00.204	2'06.960	1'58.555	2'12.952
2	1'59.257	2'01.524	2'01.788	2'45.986	1'53.658	1'56.859	1'53.526	2'00.263
3	1'57.592	2'01.666	2'01.783	1'57.758	1'51.669	1'55.904	1'50.875	1'58.542
4	1'57.128	1'58.524	1'59.964	1'57.473	1'49.722	1'58.070	1'50.628	2'00.680
5	1'56.350	1'57.580	1'59.079	1'56.879	1'49.332	1'57.661	1'49.451	1'59.206
6	1'54.993	1'57.592	1'59.070	2'01.617	1'50.983	1'58.171	1'49.431	1'59.072
7	1'54.471	2'00.035	1'59.117	1'57.123	1'48.472	1'56.378		
8	1'55.956	1'56.757	1'58.850	2'01.148	1'48.969	2'06.050		
9	1'55.917	1'55.648	1'58.101	1'55.385	1'48.295			
10	1'54.135	1'56.004	1'57.745	1'55.183				
11	1'53.445	1'55.104	1'58.942	1'54.300				
12	1'54.478							



Prosecco DOC UK Round, 2-4 July 2021

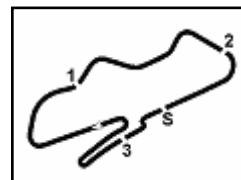
Analysis Race 1

Donington Park 4.023 m

Start at 12:45'30.352

1 / 5

1° 91 J. ALDERSON (1'46.815)								6° 55 L. VALLELEY (1'46.838)							
Lap	Seg.1	Seg.2	Seg.3	Seg.4	Lap Time	km/h	Local Time	Lap	Seg.1	Seg.2	Seg.3	Seg.4	Lap Time	km/h	Local Time
1		32.752	28.667	29.909	2'00.784	217,8	12:47'31.136	1		31.759	28.735	30.457	1'59.418	208,1	12:47'29.770
2	23.968	31.039	27.700	29.095	1'51.802	219,1	12:49'22.938	2	24.432	31.034	28.132	29.911	1'53.509	215,6	12:49'23.279
3	23.612	30.683	27.272	28.382	1'49.949	218,7	12:51'12.887	3	23.732	30.699	27.645	29.081	1'51.157	217,4	12:51'14.436
4	23.182	30.335	27.120	28.242	1'48.879	216,9	12:53'01.766	4	23.618	30.485	27.388	28.849	1'50.340	218,3	12:53'04.776
5	23.187	29.833	27.193	28.088	1'48.301	216,5	12:54'50.067	5	23.590	30.059	27.039	28.722	1'49.410	220,5	12:54'54.186
6	23.203	30.091	27.088	28.147	1'48.529	216,5	12:56'38.596	6	23.437	30.342	27.218	28.622	1'49.619	220,5	12:56'43.805
7	23.127	30.152	26.978	28.029	1'48.286	215,2	12:58'26.882	7	23.278	30.673	27.697	28.525	1'50.173	212,2	12:58'33.978
8	23.226	30.274	27.043	27.847	1'48.390	216,1	13:00'15.272	8	23.272	30.078	27.194	28.402	1'48.946	220,5	13:00'22.924
9	23.024	29.909	26.829	27.804	1'47.566	216,1	13:02'02.838	9	23.275	29.812	26.931	28.116	1'48.134	220,9	13:02'11.058
10	23.055	29.549	26.513	27.698	1'46.815	217,8	13:03'49.653	10	23.581	29.157	26.416	28.517	1'47.671	221,9	13:03'58.729
11	23.066	29.527	26.949	27.960	1'47.502	218,3	13:05'37.155	11	23.255	29.345	26.538	28.066	1'47.204	221,4	13:05'45.933
12	23.194	29.677	26.622	27.895	1'47.388	219,6	13:07'24.543	12	23.046	29.358	26.359	28.075	1'46.838	220,9	13:07'32.771
Race Time 21'54.191								Race Time 22'02.419							
2° 30 M. COOK (1'46.006)								7° 39 F. BOURNE (1'46.608)							
Lap	Seg.1	Seg.2	Seg.3	Seg.4	Lap Time	km/h	Local Time	Lap	Seg.1	Seg.2	Seg.3	Seg.4	Lap Time	km/h	Local Time
1		31.803	28.502	29.725	1'58.281	216,1	12:47'28.633	1		32.592	28.720	30.468	2'01.584	203,4	12:47'31.936
2	24.472	31.173	28.182	29.081	1'52.908	218,3	12:49'21.541	2	24.479	31.345	28.202	29.369	1'53.395	208,1	12:49'25.331
3	23.993	30.696	27.777	28.781	1'51.247	220,5	12:51'12.788	3	23.658	30.593	27.583	29.679	1'51.513	214,8	12:51'16.844
4	23.684	30.769	27.626	28.549	1'50.628	220,9	12:53'03.416	4	23.487	30.583	27.538	28.801	1'50.409	209,0	12:53'07.253
5	23.417	30.255	27.576	28.198	1'49.446	220,5	12:54'52.862	5	23.096	30.347	27.251	28.504	1'49.198	222,8	12:54'56.451
6	23.538	30.238	27.706	28.809	1'50.291	221,4	12:56'43.153	6	23.602	30.469	27.740	29.636	1'51.447	209,0	12:56'47.898
7	23.247	31.028	27.745	28.464	1'50.484	218,3	12:58'33.637	7	23.514	30.420	27.127	28.029	1'49.090	220,5	12:58'36.988
8	23.250	30.288	26.993	27.991	1'48.522	221,4	13:00'22.159	8	23.015	29.988	27.185	27.964	1'48.152	222,8	13:00'25.140
9	23.081	30.043	26.943	27.821	1'47.888	220,9	13:02'10.047	9	22.993	30.084	26.985	28.127	1'48.189	220,9	13:02'13.329
10	22.958	29.726	26.522	27.637	1'46.843	220,9	13:03'56.890	10	22.909	29.720	26.461	27.842	1'46.932	222,8	13:04'00.261
11	22.894	29.386	26.338	27.929	1'46.547	221,4	13:05'43.437	11	23.096	29.418	26.338	27.756	1'46.608	226,5	13:05'46.869
12	22.930	29.338	25.976	27.762	1'46.006	220,0	13:07'29.443	12	22.761	29.524	26.414	27.999	1'46.698	227,9	13:07'33.567
Race Time 21'59.091								Race Time 22'03.215							
3° 14 J. NIXON (1'45.911)								8° 64 A. DURHAM (1'46.744)							
Lap	Seg.1	Seg.2	Seg.3	Seg.4	Lap Time	km/h	Local Time	Lap	Seg.1	Seg.2	Seg.3	Seg.4	Lap Time	km/h	Local Time
1		31.926	28.498	30.662	1'59.867	208,1	12:47'30.219	1		32.753	28.591	30.718	2'02.232	204,2	12:47'32.584
2	24.399	31.168	28.114	29.891	1'53.572	207,3	12:49'23.791	2	24.272	31.275	28.217	29.771	1'53.535	201,9	12:49'26.119
3	23.989	30.389	27.867	29.463	1'51.708	211,8	12:51'15.499	3	24.232	31.112	27.743	29.254	1'52.341	209,4	12:51'18.460
4	23.786	30.661	27.304	29.064	1'50.815	219,8	12:53'06.314	4	23.739	30.428	27.368	28.724	1'50.259	218,3	12:53'08.719
5	23.339	29.895	27.169	29.480	1'49.883	217,8	12:54'56.197	5	23.376	30.585	27.261	28.533	1'49.755	218,7	12:54'58.474
6	23.393	30.465	27.776	28.547	1'50.181	214,4	12:56'46.378	6	23.485	30.307	27.297	29.158	1'50.247	222,8	12:56'48.721
7	23.333	30.058	26.982	28.578	1'48.951	220,9	12:58'35.329	7	23.360	30.307	27.223	28.471	1'49.361	220,5	12:58'38.082
8	23.342	29.784	26.943	28.452	1'48.521	217,4	13:00'23.850	8	23.383	29.993	26.952	28.051	1'48.379	223,2	13:00'26.461
9	23.154	29.653	26.504	28.172	1'47.483	224,2	13:02'11.333	9	23.135	29.673	26.938	28.178	1'47.924	224,2	13:02'14.385
10	22.960	29.186	26.217	27.786	1'46.149	222,8	13:03'57.482	10	22.957	29.523	26.548	27.716	1'46.744	222,3	13:04'01.129
11	22.885	28.989	26.320	27.968	1'46.162	223,7	13:05'43.644	11	22.932	29.607	26.419	28.171	1'47.129	224,2	13:05'48.258
12	23.218	29.246	25.599	27.848	1'45.911	226,5	13:07'29.555	12	22.913	29.255	26.860	27.821	1'46.849	216,5	13:07'35.107
Race Time 21'59.203								Race Time 22'04.755							
4° 19 J. TALBOT (1'46.141)								9° 78 M. BOWER (1'46.781)							
Lap	Seg.1	Seg.2	Seg.3	Seg.4	Lap Time	km/h	Local Time	Lap	Seg.1	Seg.2	Seg.3	Seg.4	Lap Time	km/h	Local Time
1		32.165	28.296	29.859	1'59.292	211,0	12:47'29.644	1		32.819	28.920	30.551	2'01.433	207,7	12:47'31.785
2	24.403	31.529	27.681	29.342	1'52.955	220,9	12:49'22.599	2	24.159	31.397	28.491	29.947	1'53.994	210,2	12:49'25.779
3	24.128	30.722	27.514	29.007	1'51.371	220,5	12:51'13.970								
4	23.693	30.536	27.013	28.919	1'50.161	222,8	12:53'04.131								
5	23.661	30.464	26.846	28.523	1'49.494	224,2	12:54'53.625								
6	23.465	31.158	26.606	28.582	1'49.811	223,2	12:56'43.436								
7	23.347	30.811	27.756	27.974	1'49.888	216,9	12:58'33.324								
8	23.159	29.918	26.604	28.148	1'47.829	221,9	13:00'21.153								
9	23.085	29.771	26.752	28.013	1'47.621	221,9	13:02'08.774								
10	23.005	29.749	26.486	27.882	1'47.122	222,8	13:03'55.896								
11	23.213	29.574	26.539	28.364	1'47.690	221,4	13:05'43.586								
12	23.200	29.555	25.863	27.523	1'46.141	224,6	13:07'29.727								
Race Time 21'59.375															
5° 22 Z. CORDEROY (1'46.369)															
Lap	Seg.1	Seg.2	Seg.3	Seg.4	Lap Time	km/h	Local Time								
1															
2															



Prosecco DOC UK Round, 2-4 July 2021

Analysis Race 1

Donington Park 4.023 m

Start at 12:45'30.352

2 / 5

3	23.930	31.045	28.105	29.439	1'52.519	216,1	12:51'18.298	6	23.271	31.122	27.353	29.218	1'50.964	227,5	12:56'53.686	
4	23.972	30.886	27.627	28.968	1'51.453	219,1	12:53'09.751	7	23.525	31.435	27.874	28.909	1'51.743	227,0	12:58'45.429	
5	23.657	30.788	27.429	28.620	1'50.494	220,9	12:55'00.245	8	23.057	31.117	27.280	28.782	1'50.236	227,9	13:00'35.665	
6	23.294	30.144	27.153	28.742	1'49.333	220,5	12:56'49.578	9	23.340	31.114	27.970	28.474	1'50.898	222,8	13:02'26.563	
7	23.650	30.184	27.102	28.632	1'49.568	219,6	12:58'39.146	10	23.489	31.000	27.196	28.275	1'49.960	227,0	13:04'16.523	
8	23.126	30.092	26.742	28.206	1'48.166	222,3	13:00'27.312	11	23.420	30.946	26.878	28.209	1'49.453	228,9	13:06'05.976	
9	22.970	29.853	26.655	28.155	1'47.633	223,2	13:02'14.945	12	23.305	30.828	26.690	28.077	1'48.900	229,9	13:07'54.876	
10	22.891	30.030	26.606	28.223	1'47.750	223,7	13:04'02.695									Race Time 22'24.524
11	23.063	29.434	26.318	27.966	1'46.781	225,6	13:05'49.476									
12	22.911	29.168	26.569	28.257	1'46.905	223,2	13:07'36.381									

14°		33 C. FARRER (1'48.295)					Lap Time	km/h	Local Time
Lap	Seg.1	Seg.2	Seg.3	Seg.4	Seg.5				
1		33.065	29.270	30.291	2'03.036	202,3	12:47'33.388		
2	24.685	32.696	28.614	29.413	1'55.408	218,3	12:49'28.796		
3	24.171	31.375	27.929	29.368	1'52.843	216,1	12:51'21.639		
4	23.643	30.794	27.600	29.572	1'51.609	224,2	12:53'13.248		
5	23.426	30.562	27.673	29.098	1'50.759	218,3	12:55'04.007		
6	23.744	30.508	27.514	29.198	1'50.964	219,1	12:56'54.971		
7	23.275	31.177	27.644	28.972	1'51.068	224,6	12:58'46.039		
8	23.903	30.643	28.494	29.756	1'52.796	227,5	13:00'38.835		
9	23.683	30.438	27.422	28.925	1'50.468	226,5	13:02'29.303		
10	23.351	30.171	27.196	28.727	1'49.445	226,0	13:04'18.748		
11	23.330	29.980	26.978	28.526	1'48.814	225,1	13:06'07.562		
12	23.226	30.139	26.794	28.136	1'48.295	222,8	13:07'55.857		
Race Time 22'25.505									

10°		6 G. STANLEY (1'46.236)					Lap Time	km/h	Local Time
Lap	Seg.1	Seg.2	Seg.3	Seg.4	Seg.5				
1		33.752	28.930	30.331	2'02.749	218,3	12:47'33.101		
2	24.576	32.698	27.909	29.819	1'55.002	224,2	12:49'28.103		
3	24.052	31.672	27.739	30.423	1'53.886	221,4	12:51'21.989		
4	23.891	31.064	27.336	29.176	1'51.467	223,2	12:53'13.456		
5	23.899	30.752	27.312	28.943	1'50.906	223,7	12:55'04.362		
6	23.653	30.527	27.113	28.251	1'49.544	226,0	12:56'53.906		
7	23.555	31.477	27.448	28.131	1'50.611	224,6	12:58'44.517		
8	23.302	30.477	26.732	27.881	1'48.392	223,7	13:00'32.909		
9	22.969	29.904	26.707	28.110	1'47.690	225,6	13:02'20.599		
10	23.639	29.963	26.552	27.955	1'48.109	224,6	13:04'08.708		
11	23.095	29.327	26.439	27.687	1'46.548	223,2	13:05'55.256		
12	22.872	29.231	26.430	27.703	1'46.236	223,7	13:07'41.492		
Race Time 22'11.140									

15°		21 D. BROOKS (1'49.757)					Lap Time	km/h	Local Time
Lap	Seg.1	Seg.2	Seg.3	Seg.4	Seg.5				
1		32.745	28.472	30.656	2'01.165	219,6	12:47'31.517		
2	24.295	31.265	28.344	30.175	1'54.079	214,4	12:49'25.596		
3	24.503	31.027	27.958	29.823	1'53.311	219,1	12:51'18.907		
4	23.983	30.713	27.788	29.849	1'52.333	220,9	12:53'11.240		
5	23.884	31.412	27.720	29.423	1'52.439	223,2	12:55'03.679		
6	23.514	30.742	27.535	29.087	1'50.878	222,3	12:56'54.557		
7	23.445	31.173	27.600	28.969	1'51.187	222,8	12:58'45.744		
8	23.718	30.503	27.404	28.922	1'50.547	226,0	13:00'36.291		
9	23.635	30.420	27.902	28.624	1'50.581	223,2	13:02'26.872		
10	23.758	30.619	27.170	28.662	1'50.209	227,0	13:04'17.081		
11	23.432	30.628	27.192	28.505	1'49.757	222,3	13:06'06.838		
12	23.604	30.251	27.272	28.684	1'49.811	218,7	13:07'56.649		
Race Time 22'26.297									

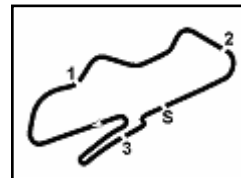
11°		7 L. DELVES (1'48.476)					Lap Time	km/h	Local Time
Lap	Seg.1	Seg.2	Seg.3	Seg.4	Seg.5				
1		31.743	28.362	30.150	1'58.318	217,4	12:47'28.670		
2	24.626	31.247	28.283	29.421	1'53.577	212,7	12:49'22.247		
3	23.703	30.790	27.956	29.112	1'51.561	216,9	12:51'13.808		
4	23.996	31.087	27.576	28.943	1'51.602	215,6	12:53'05.410		
5	23.528	30.261	27.491	29.366	1'50.646	219,1	12:54'56.056		
6	23.840	30.416	27.816	29.489	1'51.561	216,1	12:56'47.617		
7	23.377	30.469	27.454	28.982	1'50.282	220,9	12:58'37.899		
8	23.209	30.040	27.113	28.725	1'49.087	221,9	13:00'26.986		
9	23.047	29.783	27.303	28.671	1'48.804	217,4	13:02'15.790		
10	22.982	29.718	27.031	28.745	1'48.476	220,9	13:04'04.266		
11	23.293	30.073	27.370	28.619	1'49.355	214,4	13:05'53.621		
12	23.340	30.166	27.068	28.570	1'49.144	220,0	13:07'42.765		
Race Time 22'12.413									

16°		11 S. LAFFINS (1'47.483)					Lap Time	km/h	Local Time
Lap	Seg.1	Seg.2	Seg.3	Seg.4	Seg.5				
1		32.582	28.489	30.562	2'01.720	205,8	12:47'32.072		
2	24.194	31.330	27.841	28.946	1'52.311	217,8	12:49'24.383		
3	23.827	30.509	28.177	29.471	1'51.984	206,6	12:51'16.367		
4	23.557	30.417	27.353	32.558	1'53.885P	211,4	12:53'10.252		
5	36.925	30.591	27.422	29.180	2'04.118P	216,5	12:55'14.370		
6	23.618	30.203	27.476	28.802	1'50.099	217,8	12:57'04.469		
7	23.144	30.163	27.158	28.682	1'49.147	219,1	12:58'53.616		
8	23.690	30.381	27.501	28.451	1'50.023	220,0	13:00'43.639		
9	23.371	29.796	27.493	28.303	1'48.963	217,4	13:02'32.602		
10	23.304	29.707	27.130	28.523	1'48.664	220,0	13:04'21.266		
11	23.166	29.401	27.054	28.423	1'48.044	217,8	13:06'09.310		
12	23.157	29.310	26.701	28.315	1'47.483	221,4	13:07'56.793		
Race Time 22'26.441									

12°		28 A. HARTGROVE (1'47.396)					Lap Time	km/h	Local Time
Lap	Seg.1	Seg.2	Seg.3	Seg.4	Seg.5				
1		33.523	29.070	30.855	2'04.091	211,4	12:47'34.443		
2	24.339	31.827	28.403	29.412	1'53.981	211,8	12:49'28.424		
3	24.059	31.575	27.783	28.746	1'52.163	215,2	12:51'20.587		
4	23.799	30.919	27.735	28.898	1'51.351	220,0	12:53'11.938		
5	23.929	30.755	27.761	28.793	1'51.238	219,6	12:55'03.176		
6	23.382	30.808	27.204	28.378	1'49.772	224,2	12:56'52.948		
7	23.385	30.645	27.215	28.171	1'49.416	220,0	12:58'42.364		
8	23.277	29.994	26.829	27.868	1'47.968	222,3	13:00'30.332		
9	23.123	30.451	26.871	28.034	1'48.479	222,8	13:02'18.811		
10	23.851	30.045	27.000	28.101	1'48.997	220,5	13:04'07.808		
11	23.495	29.572	26.807	28.023	1'47.897	222,8	13:05'55.705		
12	23.193	29.915	26.413	27.875	1'47.396	222,8	13:07'43.101		
Race Time 22'12.749									

17°		77 K. VERWEY (1'49.403)					Lap Time	km/h	Local Time
Lap	Seg.1	Seg.2	Seg.3	Seg.4	Seg.5				
1		34.091	29.272	31.179	2'05.112	213,9	12:47'35.464		
2	24.744	32.088	28.346	30.563	1'55.741	218,3	12:49'31.205		
3	24.469	31.797	28.160	30.073	1'54.499	217,4	12:51'25.704		
4	24.452	31.491	28.218	29.956	1'54.117	218,3	12:53'19.821		
5	24.246	31.592	29.155	30.179	1'55.172	221,4	12:55'14.993		
6	23.812	31.143	28.205	29.769	1'52.929	216,5	12:57'07.922		
7	24.130	31.320	27.927	29.453	1'52.830	216,9	12:59'00.752		
8	23.892	30.973	27.724	29.420	1'52.009	220,5	13:00'52.761		

03/07/2021 P = Pits In/Out - C = Lap Time Cancelled



Donington Park 4.023 m

3 / 5
Prosecco DOC UK Round, 2-4 July 2021
Analysis Race 1

Start at 12:45'30.352

9	23.839	31.648	27.677	29.469	1'52.633	221.4	13:02'45.394	12	23.967	31.196	27.358	29.407	1'51.928	216.9	13:08'29.690
10	23.948	30.912	27.578	29.152	1'51.590	218.7	13:04'36.984								
11	23.925	30.302	26.789	28.387	1'49.403	223.2	13:06'26.387								Race Time 22'59.338
12	23.460	30.478	27.216	29.490	1'50.644	220.9	13:08'17.031								

Race Time 22'46.679

18° 4 A. SMYTH (1'50.954)

Lap	Seg.1	Seg.2	Seg.3	Seg.4	Lap Time	km/h	Local Time
1		34.684	30.703	31.530	2'09.815	195.3	12:47'40.167
2	25.152	32.472	29.026	30.409	1'57.059	197.1	12:49'37.226
3	24.724	32.197	28.780	29.521	1'55.222	211.8	12:51'32.448
4	24.541	32.159	28.495	29.939	1'55.134	204.2	12:53'27.582
5	24.583	31.763	28.603	29.830	1'54.779	206.9	12:55'22.361
6	24.710	31.616	28.422	29.641	1'54.389	209.0	12:57'16.750
7	24.325	31.760	28.358	29.229	1'53.672	209.4	12:59'10.422
8	24.277	31.158	28.391	28.865	1'52.691	216.1	13:01'03.113
9	24.137	30.577	27.984	28.768	1'51.466	209.8	13:02'54.579
10	24.098	30.400	27.715	28.741	1'50.954	206.2	13:04'45.533
11	23.818	30.835	28.200	28.921	1'51.774	214.4	13:06'37.307
12	23.847	30.813	27.674	28.678	1'51.012	205.4	13:08'28.319

Race Time 22'57.967

19° 3 C. THOMSON (1'51.506)

Lap	Seg.1	Seg.2	Seg.3	Seg.4	Lap Time	km/h	Local Time
1		34.070	30.194	31.443	2'06.085	210.2	12:47'36.437
2	25.047	32.522	28.660	30.938	1'57.167	216.1	12:49'33.604
3	24.876	32.225	28.762	29.786	1'55.649	215.6	12:51'29.253
4	24.139	31.614	28.070	29.739	1'53.562	216.1	12:53'22.815
5	24.094	31.494	27.845	29.832	1'53.265	216.9	12:55'16.080
6	24.147	31.347	27.999	29.940	1'53.433	216.1	12:57'09.513
7	24.026	31.334	29.906	30.026	1'55.292	216.5	12:59'04.805
8	24.190	31.091	27.962	29.130	1'52.373	216.5	13:00'57.178
9	23.820	31.318	27.247	29.121	1'51.506	216.9	13:02'48.684
10	24.801	31.526	27.499	31.533	1'55.359	216.5	13:04'44.043
11	24.320	31.127	27.964	29.229	1'52.640	217.8	13:06'36.683
12	23.854	31.212	27.635	29.587	1'52.288	217.8	13:08'28.971

Race Time 22'58.619

20° 38 M. OWENS (1'50.060)

Lap	Seg.1	Seg.2	Seg.3	Seg.4	Lap Time	km/h	Local Time
1		34.273	30.223	32.078	2'07.706	198.6	12:47'38.058
2	25.324	32.998	29.289	30.982	1'58.593	191.9	12:49'36.651
3	24.956	32.844	29.507	29.124	1'56.431	195.7	12:51'33.082
4	24.571	31.963	29.025	30.132	1'55.691	207.7	12:53'28.773
5	24.609	31.950	28.579	29.904	1'55.042	207.3	12:55'23.815
6	24.422	31.728	28.176	29.919	1'54.245	212.2	12:57'18.060
7	24.160	31.589	28.314	29.772	1'53.835	200.8	12:59'11.895
8	24.026	30.917	28.432	29.372	1'52.747	213.1	13:01'04.642
9	23.972	31.160	28.097	29.378	1'52.607	214.8	13:02'57.249
10	24.028	30.957	27.436	28.369	1'50.790	220.5	13:04'48.039
11	23.398	30.282	27.494	28.886	1'50.060	215.6	13:06'38.099
12	23.821	30.488	27.532	29.091	1'50.932	206.2	13:08'29.031

Race Time 22'58.679

21° 17 K. ARMSTRONG (1'51.928)

Lap	Seg.1	Seg.2	Seg.3	Seg.4	Lap Time	km/h	Local Time
1		34.241	30.044	31.342	2'07.387	194.3	12:47'37.739
2	25.234	33.015	29.279	29.897	1'57.425	210.6	12:49'35.164
3	24.440	31.844	28.565	30.309	1'55.158	210.6	12:51'30.322
4	24.392	31.730	28.437	29.540	1'54.099	211.8	12:53'24.421
5	24.273	31.542	28.669	29.582	1'54.066	214.4	12:55'18.487
6	24.288	31.721	28.315	29.468	1'53.792	215.6	12:57'12.279
7	24.013	31.690	28.036	29.251	1'52.990	207.7	12:59'05.269
8	24.123	31.376	27.916	28.892	1'52.307	213.5	13:00'57.576
9	24.002	31.381	28.096	29.593	1'53.072	212.7	13:02'50.648
10	24.550	31.199	28.021	29.944	1'53.714	214.4	13:04'44.362
11	24.294	31.385	28.223	29.498	1'53.400	214.4	13:06'37.762

03/07/2021

P = Pits In/Out - C = Lap Time Cancelled

22° 57 S. CRUMP (1'49.630)

Lap	Seg.1	Seg.2	Seg.3	Seg.4	Lap Time	km/h	Local Time
1		34.823	30.462	31.257	2'09.212	197.5	12:47'39.564
2	25.383	33.252	29.454	30.083	1'58.172	209.0	12:49'37.736
3	25.426	32.862	29.512	29.625	1'57.425	216.1	12:51'35.161
4	24.828	32.529	28.922	28.994	1'55.273	221.9	12:53'30.434
5	24.553	32.081	29.171	29.595	1'55.400	214.4	12:55'25.834
6	24.527	31.780	29.034	28.646	1'53.987	215.2	12:57'19.821
7	24.383	31.979	29.097	29.119	1'54.578	215.6	12:59'14.399
8	24.297	31.262	28.259	28.424	1'52.242	220.0	13:01'06.641
9	24.163	30.839	27.808	28.997	1'51.807	220.0	13:02'58.448
10	24.642	30.610	28.109	28.713	1'52.074	215.6	13:04'50.522
11	24.222	30.975	27.665	28.941	1'51.803	219.6	13:06'42.325
12	23.810	30.324	27.668	27.828	1'49.630	222.8	13:08'31.955

Race Time 23'01.603

23° 69 K. COYNE (1'49.357)

Lap	Seg.1	Seg.2	Seg.3	Seg.4	Lap Time	km/h	Local Time
1		34.781	29.691	31.648	2'07.608	216.1	12:47'37.960
2	24.867	32.826	29.580	31.178	1'58.451	211.0	12:49'36.411
3	24.957	32.469	30.096	30.776	1'58.298	214.8	12:51'34.709
4	25.002	32.456	29.786	29.766	1'57.010	216.9	12:53'31.719
5	24.649	32.197	28.375	29.420	1'54.641	216.5	12:55'26.360
6	24.501	31.880	28.206	29.344	1'53.931	214.8	12:57'20.291
7	24.285	31.753	28.871	28.762	1'53.671	215.2	12:59'13.962
8	23.960	31.282	27.933	28.790	1'51.965	220.0	13:01'05.927
9	24.028	31.256	27.846	28.915	1'52.045	216.1	13:02'57.972
10	24.621	30.704	31.643	28.765	1'55.733	210.6	13:04'53.705
11	23.323	30.272	27.405	28.357	1'49.357	219.6	13:06'43.062
12	23.915	30.524	27.253	28.386	1'50.078	222.3	13:08'33.140

Race Time 23'02.788

24° 99 J. BEDNAREK (1'51.223)

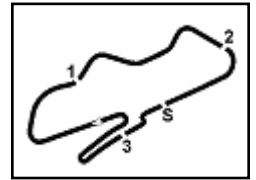
Lap	Seg.1	Seg.2	Seg.3	Seg.4	Lap Time	km/h	Local Time
1		35.050	30.079	31.370	2'08.794	211.0	12:47'39.146
2	24.970	32.734	29.076	30.003	1'56.783	213.5	12:49'35.929
3	24.271	32.008	28.540	30.225	1'55.044	212.7	12:51'30.973
4	24.435	32.429	28.607	30.052	1'55.523	213.9	12:53'26.496
5	24.326	31.631	28.460	30.128	1'54.545	213.1	12:55'21.041
6	24.320	31.551	28.424	29.999	1'54.294	212.7	12:57'15.335
7	24.433	31.691	28.538	29.713	1'54.375	211.8	12:59'09.710
8	24.440	31.530	28.385	29.819	1'54.174	213.9	13:01'03.884
9	24.359	31.355	27.913	29.445	1'53.072	214.8	13:02'56.956
10	24.202	31.567	27.895	29.347	1'53.011	215.2	13:04'49.967
11	24.059	31.125	27.793	29.298	1'52.275	218.7	13:06'42.242
12	24.113	30.818	27.330	28.962	1'51.223	220.5	13:08'33.465

Race Time 23'03.113

25° 51 K. BARRINGTON (1'51.181)

Lap	Seg.1	Seg.2	Seg.3	Seg.4	Lap Time	km/h	Local Time
1		34.954	29.761	31.858	2'08.133	204.6	12:47'38.485
2	25.110	33.112	29.739	31.083	1'59.044	202.3	12:49'37.529
3	25.004	32.123	29.085	30.226	1'56.438	210.6	12:51'33.967
4	24.212	31.651	28.595	29.918	1'54.376	209.0	12:53'28.343
5	24.572	31.747	28.673	29.985	1'54.977	211.0	12:55'23.320
6	24.612	31.476	28.298	29.991	1'54.377	211.4	12:57'17.697
7	24.232	31.676	28.250	29.578	1'53.736	208.1	12:59'11.433
8	24.017	30.785	28.524	29.581	1'52.907	209.0	13:01'04.340
9	24.783	31.066	27.999	29.264	1'53.112	209.8	13:02'57.452
10	24.632	31.027	27.782	29.313	1'52.754	206.6	13:04'50.206
11	24.016	31.187	27.661	29.630	1'52.494	218.7	13:06'42.700
12	23.885	30.695	27.835	28.766	1'51.181	216.5	13:08'33.881

Race Time 23'03.529



Prosecco DOC UK Round, 2-4 July 2021

Analysis Race 1

Start at 12:45'30.352

Donington Park 4.023 m

4 / 5

26° 8 C. HALL (1'51.029)							
Lap	Seg.1	Seg.2	Seg.3	Seg.4	Lap Time	km/h	Local Time
1		34.788	30.751	32.859	2'10.474	197,1	12:47'40.826
2	25.819	33.769	29.492	31.473	2'00.553	212,2	12:49'41.379
3	25.115	32.711	28.900	30.720	1'57.446	213,1	12:51'38.825
4	24.669	32.524	29.069	30.395	1'56.657	213,9	12:53'35.482
5	24.673	32.179	28.168	29.715	1'54.735	217,8	12:55'30.217
6	23.986	32.027	28.409	29.833	1'54.255	218,3	12:57'24.472
7	24.764	31.696	27.916	29.641	1'54.017	216,1	12:59'18.489
8	23.900	31.420	27.821	29.549	1'52.690	220,5	13:01'11.179
9	23.860	31.349	27.313	29.340	1'51.862	223,2	13:03'03.041
10	24.138	31.152	27.189	29.763	1'52.242	220,9	13:04'55.283
11	23.740	31.134	26.834	29.321	1'51.029	221,9	13:06'46.312
12	23.922	30.570	27.174	29.658	1'51.324	221,9	13:08'37.636
Race Time 23'07.284							

27° 88 H. LEIGH (1'52.980)							
Lap	Seg.1	Seg.2	Seg.3	Seg.4	Lap Time	km/h	Local Time
1		34.579	30.841	32.714	2'10.588	198,6	12:47'40.940
2	24.745	32.966	30.021	30.905	1'58.637	206,2	12:49'39.577
3	24.672	32.382	29.511	30.346	1'56.911	205,8	12:51'36.488
4	24.349	32.062	29.504	30.043	1'55.958	203,1	12:53'32.446
5	24.341	32.331	28.690	29.783	1'55.145	208,5	12:55'27.591
6	24.139	32.086	29.089	30.000	1'55.314	203,4	12:57'22.905
7	24.082	32.092	28.681	29.565	1'54.420	215,2	12:59'17.325
8	23.807	31.327	28.305	29.541	1'52.980	221,9	13:01'10.305
9	24.091	31.389	28.509	29.312	1'53.301	216,1	13:03'03.606
10	24.130	31.635	28.688	29.621	1'54.074	220,0	13:04'57.680
11	24.007	31.186	28.357	29.755	1'53.305	220,0	13:06'50.985
12	23.963	31.671	28.177	29.934	1'53.745	218,3	13:08'44.730
Race Time 23'14.378							

28° 37 J. BULL (1'51.367)							
Lap	Seg.1	Seg.2	Seg.3	Seg.4	Lap Time	km/h	Local Time
1		35.542	31.494	32.377	2'12.693	196,4	12:47'43.045
2	25.585	33.046	29.528	31.124	1'59.283	206,6	12:49'42.328
3	24.913	32.306	29.393	30.968	1'57.580	209,0	12:51'39.908
4	24.861	32.148	28.826	30.479	1'56.314	211,0	12:53'36.222
5	24.435	32.201	28.707	30.275	1'55.618	214,4	12:55'31.840
6	24.657	31.646	28.800	29.961	1'55.064	216,9	12:57'26.904
7	24.675	31.908	28.309	29.639	1'54.531	210,2	12:59'21.435
8	24.733	31.936	28.389	29.616	1'54.674	215,6	13:01'16.109
9	24.230	31.370	28.233	29.527	1'53.360	214,4	13:03'09.469
10	24.628	31.272	28.287	29.292	1'53.479	206,9	13:05'02.948
11	23.915	31.017	28.081	28.981	1'51.994	218,7	13:06'54.942
12	24.017	30.907	27.637	28.806	1'51.367	217,4	13:08'46.309
Race Time 23'15.957							

29° 13 J. CAMPBELL (1'53.445)							
Lap	Seg.1	Seg.2	Seg.3	Seg.4	Lap Time	km/h	Local Time
1		35.255	31.296	30.956	2'10.898	210,2	12:47'41.250
2	25.852	33.649	29.362	30.394	1'59.257	212,7	12:49'40.507
3	25.209	32.494	29.513	30.376	1'57.592	213,1	12:51'38.099
4	25.218	32.500	28.897	30.513	1'57.128	214,8	12:53'35.227
5	24.717	32.712	28.600	30.321	1'56.350	216,5	12:55'31.577
6	24.564	31.728	28.689	30.012	1'54.993	213,5	12:57'26.570
7	24.737	31.602	28.227	29.905	1'54.471	215,2	12:59'21.041
8	24.839	31.954	28.992	30.171	1'55.956	210,2	13:01'16.997
9	24.987	32.015	28.932	29.983	1'55.917	213,1	13:03'12.914
10	25.153	31.077	28.212	29.693	1'54.135	214,8	13:05'07.049
11	24.565	31.070	28.077	29.733	1'53.445	214,4	13:07'00.494
12	24.874	30.846	28.529	30.229	1'54.478	215,2	13:08'54.972
Race Time 23'24.620							

30° 87 J. HOPPER (1'55.104)							
Lap	Seg.1	Seg.2	Seg.3	Seg.4	Lap Time	km/h	Local Time
1							
2							
3							
4							
5							
6							
7							
8							
9							
10							
11							
12							

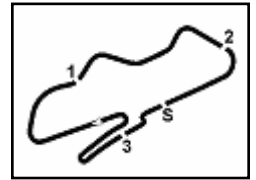
1						35.430	31.223	33.182	2'14.132	205,4	12:47'44.484
2	26.256					34.111	29.628	31.529	2'01.524	205,8	12:49'46.008
3	26.224					33.938	29.900	31.604	2'01.666	207,3	12:51'47.674
4	25.281					33.146	29.859	30.238	1'58.524	205,8	12:53'46.198
5	25.032					32.859	29.158	30.531	1'57.580	211,8	12:55'43.778
6	25.138					33.216	28.959	30.279	1'57.592	212,7	12:57'41.370
7	25.505					34.453	29.817	30.260	2'00.035	201,5	12:59'41.405
8	24.846					32.679	29.244	29.988	1'56.757	208,1	13:01'38.162
9	24.738					32.383	28.669	29.858	1'55.648	214,8	13:03'33.810
10	24.980					32.305	28.877	29.842	1'56.004	211,4	13:05'29.814
11	24.528					32.106	28.849	29.621	1'55.104	209,0	13:07'24.918
Race Time 21'54.566											

31° 63 J. COWARD (1'57.745)											
Lap	Seg.1	Seg.2	Seg.3	Seg.4	Lap Time	km/h	Local Time				
1						35.581	31.253	32.941	2'13.462	192,2	12:47'43.814
2	26.413					34.019	29.595	31.761	2'01.788	202,7	12:49'45.602
3	26.268					33.466	30.185	31.864	2'01.783	198,6	12:51'47.385
4	26.015					33.260	29.613	31.076	1'59.964	211,0	12:53'47.349
5	25.640					33.283	29.057	31.099	1'59.079	211,4	12:55'46.428
6	25.499					33.303	29.341	30.927	1'59.070	208,1	12:57'45.498
7	25.754					33.236	29.340	30.787	1'59.117	209,0	12:59'44.615
8	25.672					32.975	29.387	30.816	1'58.850	203,1	13:01'43.465
9	25.764					32.559	29.140	30.638	1'58.101	207,3	13:03'41.566
10	25.329					32.602	29.645	30.169	1'57.745	205,4	13:05'39.311
11	24.845					32.622	30.647	30.828	1'58.942	205,0	13:07'38.253
Race Time 22'07.901											

32° 76 L. VERWEY (1'54.300)											
Lap	Seg.1	Seg.2	Seg.3	Seg.4	Lap Time	km/h	Local Time				
1						35.224	39.384	52.209	2'39.909P	204,6	12:48'10.261
2	1'10.355					34.196	30.422	31.013	2'45.986P	213,5	12:50'56.247
3	25.288					32.449	29.402	30.619	1'57.758	217,8	12:52'54.005
4	24.860					32.372	29.177	31.064	1'57.473	213,9	12:54'51.478
5	24.785					32.890	28.377	30.827	1'56.879	219,6	12:56'48.357
6	24.745					32.315	32.761	31.796	2'01.617	217,4	12:58'49.974
7	24.848					32.342	29.422	30.511	1'57.123	204,6	13:00'47.097
8	28.800					32.875	28.986	30.487	2'01.148	215,6	13:02'48.245
9	25.080					32.101	28.169	30.035	1'55.385	220,0	13:04'43.630
10	24.599					31.238	28.737	30.609	1'55.183	214,8	13:06'38.813
11	24.745					31.632	28.259	29.664	1'54.300	217,8	13:08'33.113
Race Time 23'02.761											

RET 41 L. LEATHERLAND (1'48.295)											
Lap	Seg.1	Seg.2	Seg.3	Seg.4	Lap Time	km/h	Local Time				
1						32.527	28.117	30.543	2'00.204	211,4	12:47'30.556
2	24.319					31.476	27.992	29.871	1'53.658	214,8	12:49'24.214
3	23.777					30.946	27.662	29.284	1'51.669	219,1	12:51'15.883
4	23.646					30.053	27.537	28.486	1'49.722	221,4	12:53'05.605
5	23.115					30.087	27.142	28.988	1'49.332	218,3	12:54'54.937
6	23.045					31.989	27.632	28.317	1'50.983	220,0	12:56'45.920
7	23.213					30.182	26.810	28.267	1'48.472	224,2	12:58'34.392
8	23.142					30.027	26.833	28.967	1'48.969	224,6	13:00'23.361
9	23.081					29.824	26.860	28.530	1'48.295	223,7	13:02'11.656
Race Time 16'41.304											

RET 25 L. JONES (1'55.904)											
Lap	Seg.1	Seg.2	Seg.3	Seg.4	Lap Time	km/h	Local Time				
1						34.172	29.689	31.773	2'06.960	208,1	12:47'37.312
2	24.787					32.306	28.643	31.123	1'56.859	211,4	12:49'34.171
3	24.565					32.241	28.837	30.261	1'55.904	20	



Donington Park 4.023 m

Prosecco DOC UK Round, 2-4 July 2021

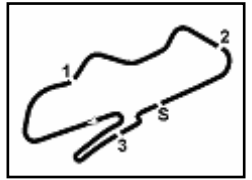
Analysis Race 1

Start at 12:45'30.352

Race Time 15'56.053

RET								71 N. DRURY (1'49.431)							
Lap	Seg.1	Seg.2	Seg.3	Seg.4	Lap Time	km/h	Local Time	Lap	Seg.1	Seg.2	Seg.3	Seg.4	Lap Time	km/h	Local Time
1		31.776	28.372	29.712	1'58.555	211,4	12:47'28.907								
2	24.598	31.231	28.222	29.475	1'53.526	213,9	12:49'22.433								
3	23.808	30.720	27.867	28.480	1'50.875	211,4	12:51'13.308								
4	23.488	30.856	27.339	28.945	1'50.628	217,8	12:53'03.936								
5	23.569	30.174	27.163	28.545	1'49.451	216,1	12:54'53.387								
6	23.450	30.162	27.281	28.538	1'49.431	216,9	12:56'42.818								
								Race Time 11'12.466							

RET								23 A. CAIRNS (1'58.542)							
Lap	Seg.1	Seg.2	Seg.3	Seg.4	Lap Time	km/h	Local Time	Lap	Seg.1	Seg.2	Seg.3	Seg.4	Lap Time	km/h	Local Time
1		35.258	31.509	32.395	2'12.952	187,8	12:47'43.304								
2	25.479	33.295	29.797	31.692	2'00.263	196,0	12:49'43.567								
3	25.086	32.383	29.444	31.629	1'58.542	197,5	12:51'42.109								
4	25.052	33.387	30.176	32.065	2'00.680	194,3	12:53'42.789								
5	24.939	32.903	29.661	31.703	1'59.206	195,3	12:55'41.995								
6	24.811	32.517	29.685	32.059	1'59.072	198,2	12:57'41.067								
								Race Time 12'10.715							



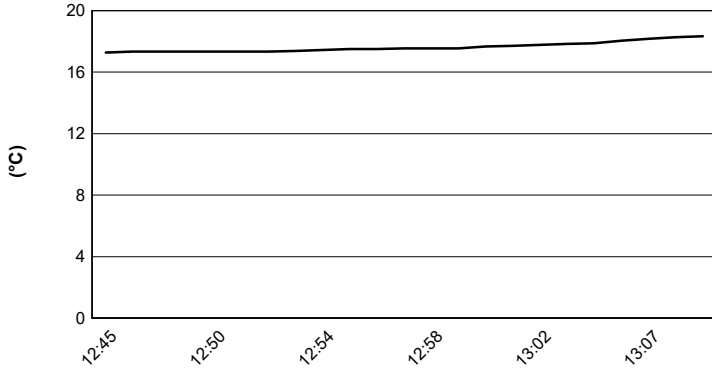
Donington Park 4.023 m

Prosecco DOC UK Round, 2-4 July 2021

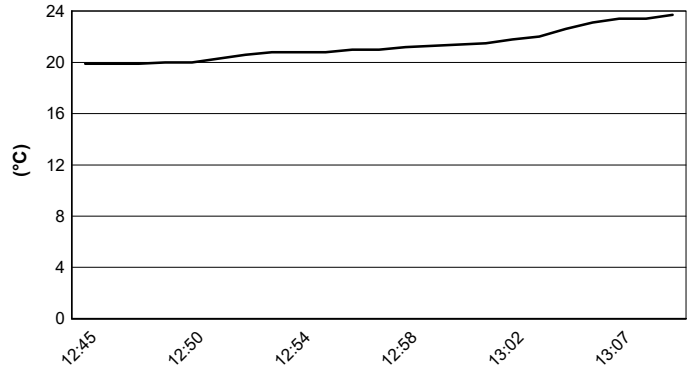
Weather Report Race 1

Session started 12:46 - Session ended 13:09

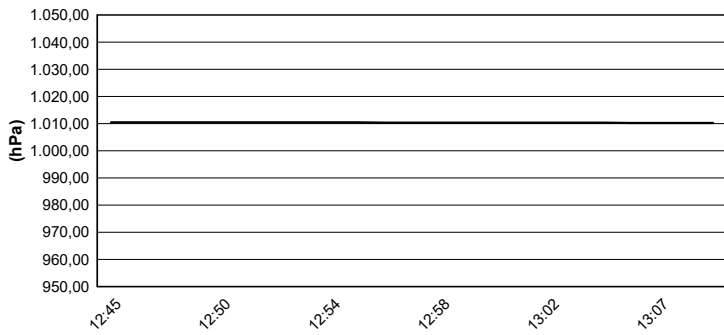
Air Temperature



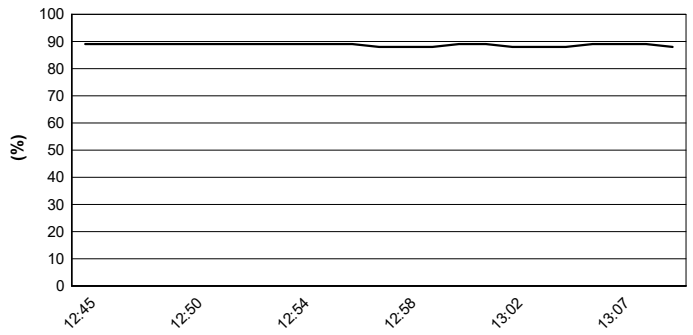
Track Temperature



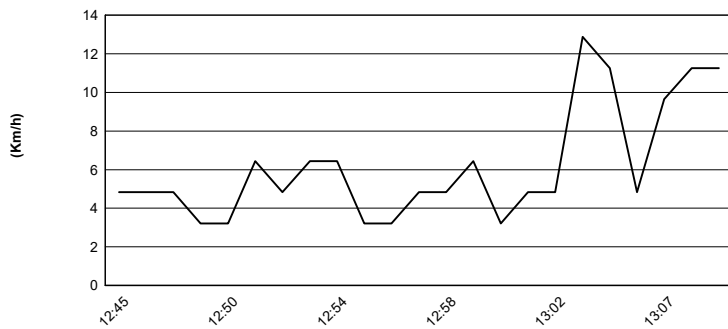
Air Pressure



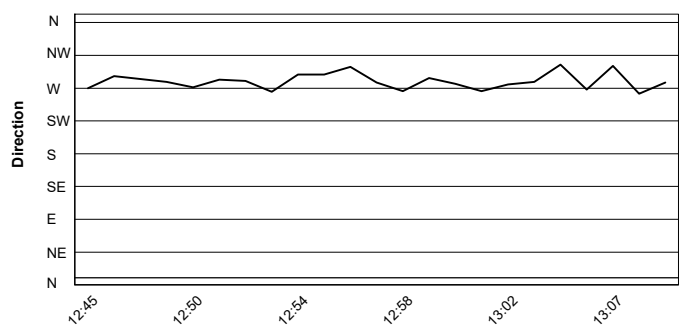
Humidity



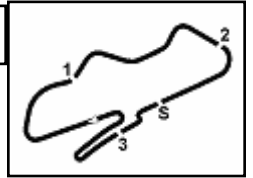
Wind Speed



Wind Direction



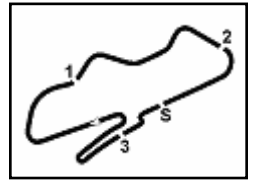
03/07/2021



Prosecco DOC UK Round, 2-4 July 2021

Fastest Laps Race 1

	No.	Rider	Nat	Team	Bike	Lap	Time	Gap
1	14	J. NIXON	GBR	Santander Salt	Yamaha	12	1'45.911	
2	30	M. COOK	GBR	FS-3 Racing	Kawasaki	12	1'46.006	0.095
3	19	J. TALBOT	GBR	JR Performance Racing	Kawasaki	12	1'46.141	0.230
4	6	G. STANLEY	GBR	Ready4Racing Vision Team	Kawasaki	12	1'46.236	0.325
5	22	Z. CORDEROY	GBR	Binch Racing	Yamaha	12	1'46.369	0.458
6	39	F. BOURNE	GBR	Chris Walker Kawasaki	Kawasaki	11	1'46.608	0.697
7	64	A. DURHAM	GBR	Affinity Sports Academy	Kawasaki	10	1'46.744	0.833
8	78	M. BOWER	GBR	4T2 Racing	Kawasaki	11	1'46.781	0.870
9	91	J. ALDERSON	GBR	R Alderson and Sons Racing	Triumph	10	1'46.815	0.904
10	55	L. VALLELEY	GBR	Code Blue Racing / Team V	Yamaha	12	1'46.838	0.927
11	28	A. HARTGROVE	GBR	Adam Hartgrove Racing	Yamaha	12	1'47.396	1.485
12	11	S. LAFFINS	GBR	Sam Laffins Racing / G&S Racing	Kawasaki	12	1'47.483	1.572
13	33	C. FARRER	GBR	Mortimer Racing / Appleyard Academy	Yamaha	12	1'48.295	2.384
14	41	L. LEATHERLAND	GBR	GL Fabrications Racing	Yamaha	9	1'48.295	2.384
15	7	L. DELVES	GBR	JR Performance Racing	Kawasaki	10	1'48.476	2.565
16	86	O. JENNER	GBR	Affinity Sports Academy	Kawasaki	12	1'48.900	2.989
17	69	K. COYNE	IRL	Kevin Coyne Racing 64	Kawasaki	11	1'49.357	3.446
18	77	K. VERWEY	GBR	Team XG Racing	Kawasaki	11	1'49.403	3.492
19	71	N. DRURY	GBR	Dragon Racing	Kawasaki	6	1'49.431	3.520
20	57	S. CRUMP	AUS	Affinity Sports Academy	Kawasaki	12	1'49.630	3.719
21	21	D. BROOKS	GBR	Ready4Racing Vision Team	Kawasaki	11	1'49.757	3.846
22	38	M. OWENS	GBR	R&R Racing	Yamaha	11	1'50.060	4.149
23	4	A. SMYTH	GBR	MPW Kawasaki by Blackwater Graphic	Kawasaki	10	1'50.954	5.043
24	8	C. HALL	GBR	Triple M Vehicles Sales	Kawasaki	11	1'51.029	5.118
25	51	K. BARRINGTON	GBR	Slipscreens / TKB Racing	Kawasaki	12	1'51.181	5.270
26	99	J. BEDNAREK	GBR	CF Motorsport	Yamaha	12	1'51.223	5.312
27	37	J. BULL	GBR	James Bull Racing	MV Agusta	12	1'51.367	5.456
28	3	C. THOMSON	GBR	Ulligence / AH Performance	Yamaha	9	1'51.506	5.595
29	17	K. ARMSTRONG	GBR	Dan Bones / Lincolnshire Racing Mulis	Kawasaki	12	1'51.928	6.017
30	88	H. LEIGH	GBR	CVM Motorsport	Kawasaki	8	1'52.980	7.069
31	13	J. CAMPBELL	GBR	Jake Campbell Racing	Kawasaki	11	1'53.445	7.534
32	76	L. VERWEY	GBR	Team XG Racing	Kawasaki	11	1'54.300	8.389
33	87	J. HOPPER	GBR	JMH Racing	Yamaha	11	1'55.104	9.193
34	25	L. JONES	GBR	Lewis Jones Racing	Kawasaki	3	1'55.904	9.993
35	63	J. COWARD	GBR	Coward Racing	Kawasaki	10	1'57.745	11.834
36	23	A. CAIRNS	GBR	Cairns Racing	Yamaha	3	1'58.542	12.631


Prosecco DOC UK Round, 2-4 July 2021
Provisional Starting Grid - Race 2 (12 Laps x 4,023 km = 48,276 km)

Donington Park 4.023 m

1	1	14 NIXON J. Yamaha	2	30 COOK M. Kawasaki	3	19 TALBOT J. Kawasaki
2	4	6 STANLEY G. Kawasaki	5	22 CORDEROY Z. Yamaha	6	39 BOURNE F. Kawasaki
3	7*	10 REID S. Yamaha	8	64 DURHAM A. Kawasaki	9	78 BOWER M. Kawasaki
4	10	91 ALDERSON J. Triumph	11*	15 MCMANUS E. Kawasaki	12	55 VALLELEY L. Yamaha
5	13	28 HARTGROVE A. Yamaha	14	11 LAFFINS S. Kawasaki	15	33 FARRER C. Yamaha
6	16	41 LEATHERLAND L. Yamaha	17	7 DELVES L. Kawasaki	18	86 JENNER O. Kawasaki
7	19	69 COYNE K. Kawasaki	20	77 VERWEY K. Kawasaki	21	71 DRURY N. Kawasaki
8	22	57 CRUMP S. Kawasaki	23	21 BROOKS D. Kawasaki	24	38 OWENS M. Yamaha
9	25	4 SMYTH A. Kawasaki	26	8 HALL C. Kawasaki	27	51 BARRINGTON K. Kawasaki
10	28	99 BEDNAREK J. Yamaha	29	37 BULL J. MV Agusta	30	3 THOMSON C. Yamaha
11	31	17 ARMSTRONG K. Kawasaki	32	88 LEIGH H. Kawasaki	33	13 CAMPBELL J. Kawasaki
12	34	76 VERWEY L. Kawasaki	35	87 HOPPER J. Yamaha	36	25 JONES L. Kawasaki
13	37	63 COWARD J. Kawasaki	38	23 CAIRNS A. Yamaha	39	31 DAVIS J. Yamaha