

Donington Park 4.023 m

Prosecco DOC UK Round, 2-4 July 2021

Results Race 1

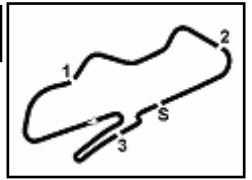
Laps 10 = 40,230 km - Avg 120,534 km/h - Race Time 20'01.558

No.	Rider	Nat	Team	Bike	Laps	Time	Gap	Rel.	Fastest Lap
1	69 BOOTH AMOS Tom	GBR	Heligan Group	Kawasaki	10	20'01.558		6	1'58.803
2	38 DAVIE Adon	GBR	JDF Racing	Kawasaki	10	20'13.655	12.097	12.097	7 2'00.201
3	11 ALLEN Lucca	GBR	Allen Racing	Yamaha	10	20'45.660	44.102	32.005	6 2'00.431
4	52 DIXON Kam	GBR	Affinity Sports Academy	Kawasaki	10	20'50.178	48.620	4.518	8 2'03.683
5	46 BARNES Ash	GBR	BarneyRacing	Yamaha	10	20'57.420	55.862	7.242	7 2'03.020
6	2 THOMAS Joseph	GBR	3D Racing	Kawasaki	10	21'08.972	1'07.414	11.552	8 2'04.581
7	39 SELLORS Connor	GBR	Thorneycroft56 Racing	Kawasaki	10	21'12.460	1'10.902	3.488	7 2'05.001
8	90 COOK Harry	GBR	Force One Yamaha Racing Team	Yamaha	10	21'29.181	1'27.623	16.721	9 2'03.862
9	37 FERRIS Jack	GBR	Ferris Racing	Kawasaki	10	21'30.226	1'28.668	1.045	8 2'05.085
10	24 SMITH Kieran	GBR	Seb Bulpin Racing	Kawasaki	10	21'50.469	1'48.911	20.243	10 2'06.701
11	8 MOFFITT Chris	GBR	Team Evergreen	Kawasaki	10	21'53.342	1'51.784	2.873	10 2'08.403
12	3 JONES Lewis	GBR	Team 151 RICH Energy	Kawasaki	10	21'59.320	1'57.762	5.978	10 2'04.330
13	23 ELLIS Joe	GBR	JPR	Kawasaki	10	22'00.212	1'58.654	0.892	10 2'08.828
14	33 CONNELL Declan	GBR	DC Racing	Kawasaki	10	22'10.541	2'08.983	10.329	6 2'08.664
15	42 JOHNSON Christopher	GBR	Team Evergreen	Kawasaki	9	20'07.320	1 Lap	1 Lap	7 2'10.185
16	21 GILBY Luke	GBR	Jalmics Racing	Yamaha	9	20'24.119	1 Lap	16.799	9 2'09.927
17	27 BEACH Calum	GBR	The UPVC Shop	Kawasaki	9	20'27.604	1 Lap	3.485	9 2'12.409
18	17 SHELTON Zak	GBR	Team Evergreen	Kawasaki	9	20'27.969	1 Lap	0.365	9 2'11.535
19	50 MCMULLAN Fred	GBR	BD Racing UK	Kawasaki	9	20'28.310	1 Lap	0.341	9 2'11.610
20	30 BROWN Cameron	GBR	3D Racing	Kawasaki	9	20'28.785	1 Lap	0.475	9 2'11.791
21	71 MARCUZZO Charlotte	GBR	CAM Racing	Kawasaki	9	21'31.761	1 Lap	1'02.976	9 2'16.437
22	67 STEPHENSON Jacob	GBR	Raceways Yamaha	Yamaha	9	21'35.478	1 Lap	3.717	9 2'18.484
----- Not Classified -----									
RET	88 DUFTON Elliott	GBR	Phoenix Race Team & Sports	LeiKawasaki	8	16'53.797	2 Laps		7 2'03.038
RET	74 SMART-WEEDEN Finn	GBR	TAG Racing Ltd	Kawasaki	8	17'01.919	2 Laps		8 2'04.374
RET	99 LONGMORE Mcauley	GBR	Macca Racing	Kawasaki	8	17'18.325	2 Laps		5 2'04.777
RET	47 FARRAGHER Joe	GBR	Affinity Sports Academy	Kawasaki	7	14'50.800	3 Laps		7 2'03.277
RET	93 HARDIE Mikey	GBR	Affinity Sports Academy	Kawasaki	7	14'53.681	3 Laps		7 2'02.395
RET	82 VALENTE Alessandro	GBR	SBX Racing	KTM	7	15'31.887	3 Laps		7 2'05.639
RET	75 SMITH Christian	GBR	Seb Bulpin Racing	Kawasaki	7	15'36.004	3 Laps		7 2'07.068
RET	25 KENT Kieran	GBR	Platform Hire Racing	Kawasaki	6	13'14.113	4 Laps		6 2'06.693
RET	22 DAWSON Cameron	GBR	MSS Performance	Kawasaki	5	10'21.851	5 Laps		5 2'01.995
RET	15 JONES Chloe	GBR	RICH Energy OMG Racing	Yamaha	3	6'28.648	7 Laps		3 2'05.584
RET	12 TURNER Logan	GBR	Team Evergreen	Kawasaki	3	6'31.331	7 Laps		3 2'06.107
RET	77 MORGAN-EDWARDS Oliver	GBR	OME Racing	Kawasaki	3	7'11.001	7 Laps		2 2'16.945
RET	5 JONES Osian	GBR	Symcirrus Motorsport	Kawasaki	2	4'06.248	8 Laps		2 1'59.847
RET	98 MOFFITT Brian	GBR	Moffitt Racing	Kawasaki	2	4'34.150	8 Laps		2 2'08.512
RET	14 MCMANUS James	GBR	Affinity Sports Academy	Kawasaki	1	2'07.113	9 Laps		
RET	56 WILSON Bradley	GBR	Thorneycroft56 Racing	Kawasaki	0				
RET	96 KIRSCH Jack	GBR	JK Racing	Kawasaki	0				
NS	20 DICKINSON Kai	GBR	JPR	Kawasaki					

Starting: 40 Classified: 22 Not Classified: 0 Retired: 17 Not Started: 1
 Fastest Lap N. 6 No. 69 Tom Booth Amos Time 1'58.803 Avg. 121,906 Km/h

Humidity:	91%	AIR:	15°C
Condition:	Wet	Temp:	17°C

Start 10:28 End 10:50 The results are provisional until the end of the time limit for protests and appeals and the completion of the technical checks.



Prosecco DOC UK Round, 2-4 July 2021

Top Speeds Race 1

RESULTS

1	69 BOOTH AMOS Tom	Kawasaki	Laps 10
2	38 DAVIE Adon	Kawasaki	12.097
3	11 ALLEN Lucca	Yamaha	44.102
4	52 DIXON Kam	Kawasaki	48.620
5	46 BARNES Ash	Yamaha	55.862
6	2 THOMAS Joseph	Kawasaki	1'07.414
7	39 SELLORS Connor	Kawasaki	1'10.902
8	90 COOK Harry	Yamaha	1'27.623
9	37 FERRIS Jack	Kawasaki	1'28.668
10	24 SMITH Kieran	Kawasaki	1'48.911
11	8 MOFFITT Chris	Kawasaki	1'51.784
12	3 JONES Lewis	Kawasaki	1'57.762
13	23 ELLIS Joe	Kawasaki	1'58.654
14	33 CONNELL Declan	Kawasaki	2'08.983
15	42 JOHNSON Christopher	Kawasaki	1 Lap
16	21 GILBY Luke	Yamaha	1 Lap
17	27 BEACH Calum	Kawasaki	1 Lap
18	17 SHELTON Zak	Kawasaki	1 Lap
19	50 MCMULLAN Fred	Kawasaki	1 Lap
20	30 BROWN Cameron	Kawasaki	1 Lap
21	71 MARCUZZO Charlotte	Kawasaki	1 Lap
22	67 STEPHENSON Jacob	Yamaha	1 Lap
RET	88 DUFTON Elliott	Kawasaki	2 Laps
RET	74 SMART-WEEDEN Finn	Kawasaki	2 Laps
RET	99 LONGMORE Mcauley	Kawasaki	2 Laps
RET	47 FARRAGHER Joe	Kawasaki	3 Laps
RET	93 HARDIE Mikey	Kawasaki	3 Laps
RET	82 VALENTE Alessandro	KTM	3 Laps
RET	75 SMITH Christian	Kawasaki	3 Laps
RET	25 KENT Kieran	Kawasaki	4 Laps
RET	22 DAWSON Cameron	Kawasaki	5 Laps
RET	15 JONES Chloe	Yamaha	7 Laps
RET	12 TURNER Logan	Kawasaki	7 Laps
RET	77 MORGAN-EDWARDS Oliver	Kawasaki	7 Laps
RET	5 JONES Osian	Kawasaki	8 Laps
RET	98 MOFFITT Brian	Kawasaki	8 Laps
RET	14 MCMANUS James	Kawasaki	9 Laps
RET	56 WILSON Bradley	Kawasaki	
RET	96 KIRSCH Jack	Kawasaki	
NS	20 DICKINSON Kai	Kawasaki	

SPEED

1	38 DAVIE Adon	Kawasaki	178.5
2	47 FARRAGHER Joe	Kawasaki	177.9
3	3 JONES Lewis	Kawasaki	177.6
4	15 JONES Chloe	Yamaha	176.5
5	12 TURNER Logan	Kawasaki	176.2
6	22 DAWSON Cameron	Kawasaki	175.9
7	14 MCMANUS James	Kawasaki	175.9
8	5 JONES Osian	Kawasaki	175.9
9	88 DUFTON Elliott	Kawasaki	175.9
10	52 DIXON Kam	Kawasaki	175.6
11	2 THOMAS Joseph	Kawasaki	175.6
12	39 SELLORS Connor	Kawasaki	175.3
13	99 LONGMORE Mcauley	Kawasaki	174.5
14	74 SMART-WEEDEN Finn	Kawasaki	174.2
15	24 SMITH Kieran	Kawasaki	173.9
16	93 HARDIE Mikey	Kawasaki	173.9
17	69 BOOTH AMOS Tom	Kawasaki	173.9
18	90 COOK Harry	Yamaha	173.6
19	17 SHELTON Zak	Kawasaki	173.3
20	75 SMITH Christian	Kawasaki	173.1
21	46 BARNES Ash	Yamaha	173.1
22	11 ALLEN Lucca	Yamaha	172.8
23	25 KENT Kieran	Kawasaki	172.5
24	42 JOHNSON Christopher	Kawasaki	172.5
25	21 GILBY Luke	Yamaha	172.5
26	82 VALENTE Alessandro	KTM	171.7
27	27 BEACH Calum	Kawasaki	171.7
28	33 CONNELL Declan	Kawasaki	171.4
29	30 BROWN Cameron	Kawasaki	171.1
30	71 MARCUZZO Charlotte	Kawasaki	171.1
31	8 MOFFITT Chris	Kawasaki	170.9
32	23 ELLIS Joe	Kawasaki	170.9
33	37 FERRIS Jack	Kawasaki	170.6
34	98 MOFFITT Brian	Kawasaki	168.7
35	50 MCMULLAN Fred	Kawasaki	167.9
36	67 STEPHENSON Jacob	Yamaha	167.2
37	77 MORGAN-EDWARDS Oliver	Kawasaki	164.4

SEG. 1

1	5 JONES Osian	25.428
2	69 BOOTH AMOS Tom	25.550
3	38 DAVIE Adon	25.657
4	22 DAWSON Cameron	25.824
5	11 ALLEN Lucca	25.979
6	52 DIXON Kam	26.009
7	93 HARDIE Mikey	26.051
8	46 BARNES Ash	26.164
9	47 FARRAGHER Joe	26.205
10	74 SMART-WEEDEN Finn	26.253
11	2 THOMAS Joseph	26.280
12	12 TURNER Logan	26.380
13	37 FERRIS Jack	26.430
14	88 DUFTON Elliott	26.449
15	90 COOK Harry	26.452
16	99 LONGMORE Mcauley	26.528
17	39 SELLORS Connor	26.666
18	82 VALENTE Alessandro	26.822
19	15 JONES Chloe	26.852
20	25 KENT Kieran	26.857
21	3 JONES Lewis	26.867
22	75 SMITH Christian	27.082
23	24 SMITH Kieran	27.151
24	50 MCMULLAN Fred	27.331
25	8 MOFFITT Chris	27.579
26	42 JOHNSON Christopher	27.630
27	33 CONNELL Declan	27.632
28	23 ELLIS Joe	27.682
29	21 GILBY Luke	27.688
30	98 MOFFITT Brian	27.711
31	17 SHELTON Zak	28.004
32	30 BROWN Cameron	28.230
33	27 BEACH Calum	28.444
34	71 MARCUZZO Charlotte	28.980
35	77 MORGAN-EDWARDS O	28.984
36	67 STEPHENSON Jacob	29.212

SEG. 2

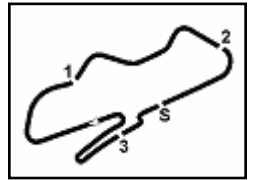
1	69 BOOTH AMOS Tom	32.266
2	5 JONES Osian	32.490
3	52 DIXON Kam	32.814
4	38 DAVIE Adon	32.881
5	93 HARDIE Mikey	33.037
6	11 ALLEN Lucca	33.044
7	22 DAWSON Cameron	33.272
8	46 BARNES Ash	33.304
9	88 DUFTON Elliott	33.420
10	3 JONES Lewis	33.501
11	47 FARRAGHER Joe	33.628
12	74 SMART-WEEDEN Finn	33.639
13	99 LONGMORE Mcauley	33.674
14	37 FERRIS Jack	33.763
15	90 COOK Harry	33.872
16	14 MCMANUS James	33.919
17	2 THOMAS Joseph	33.946
18	39 SELLORS Connor	34.024
19	82 VALENTE Alessandro	34.168
20	12 TURNER Logan	34.235
21	25 KENT Kieran	34.360
22	24 SMITH Kieran	34.370
23	15 JONES Chloe	34.534
24	8 MOFFITT Chris	34.725
25	75 SMITH Christian	34.852
26	98 MOFFITT Brian	35.173
27	21 GILBY Luke	35.185
28	23 ELLIS Joe	35.284
29	42 JOHNSON Christopher	35.289
30	33 CONNELL Declan	35.658
31	50 MCMULLAN Fred	36.032
32	30 BROWN Cameron	36.095
33	17 SHELTON Zak	36.097
34	27 BEACH Calum	36.242
35	77 MORGAN-EDWARDS O	36.469
36	71 MARCUZZO Charlotte	37.658
37	67 STEPHENSON Jacob	37.863

SEG. 3

1	69 BOOTH AMOS Tom	30.076
2	5 JONES Osian	30.306
3	38 DAVIE Adon	30.357
4	11 ALLEN Lucca	30.539
5	93 HARDIE Mikey	30.644
6	22 DAWSON Cameron	30.700
7	74 SMART-WEEDEN Finn	30.911
8	39 SELLORS Connor	30.967
9	47 FARRAGHER Joe	30.974
10	52 DIXON Kam	31.036
11	2 THOMAS Joseph	31.037
12	90 COOK Harry	31.062
13	88 DUFTON Elliott	31.093
14	46 BARNES Ash	31.124
15	99 LONGMORE Mcauley	31.178
16	37 FERRIS Jack	31.262
17	14 MCMANUS James	31.288
18	3 JONES Lewis	31.367
19	15 JONES Chloe	31.419
20	33 CONNELL Declan	31.718
21	75 SMITH Christian	31.731
22	82 VALENTE Alessandro	31.748
23	24 SMITH Kieran	31.916
24	12 TURNER Logan	32.038
25	8 MOFFITT Chris	32.190
26	23 ELLIS Joe	32.318
27	98 MOFFITT Brian	32.334
28	42 JOHNSON Christopher	32.337
29	25 KENT Kieran	32.378
30	21 GILBY Luke	32.464
31	27 BEACH Calum	33.131
32	50 MCMULLAN Fred	33.139
33	30 BROWN Cameron	33.219
34	17 SHELTON Zak	33.246
35	77 MORGAN-EDWARDS O	33.355
36	71 MARCUZZO Charlotte	33.614
37	67 STEPHENSON Jacob	34.322

SEG. 4

1	69 BOOTH AMOS Tom	30.469
2	38 DAVIE Adon	30.798
3	11 ALLEN Lucca	30.869
4	5 JONES Osian	30.922
5	22 DAWSON Cameron	31.418
6	90 COOK Harry	31.778
7	46 BARNES Ash	31.846
8	93 HARDIE Mikey	31.960
9	88 DUFTON Elliott	32.050
10	37 FERRIS Jack	32.050
11	25 KENT Kieran	32.245
12	52 DIXON Kam	32.271
13	47 FARRAGHER Joe	32.470
14	14 MCMANUS James	32.524
15	99 LONGMORE Mcauley	32.541
16	3 JONES Lewis	32.595
17	39 SELLORS Connor	32.688
18	98 MOFFITT Brian	32.703
19	2 THOMAS Joseph	32.703
20	24 SMITH Kieran	32.733
21	15 JONES Chloe	32.779
22	82 VALENTE Alessandro	32.901
23	74 SMART-WEEDEN Finn	32.947
24	8 MOFFITT Chris	32.998
25	75 SMITH Christian	33.182
26	23 ELLIS Joe	33.297
27	12 TURNER Logan	33.370
28	33 CONNELL Declan	33.530
29	21 GILBY Luke	33.846
30	30 BROWN Cameron	33.974
31	50 MCMULLAN Fred	33.999
32	42 JOHNSON Christopher	34.033
33	17 SHELTON Zak	34.188
34	27 BEACH Calum	34.509
35	71 MARCUZZO Charlotte	35.790
36	77 MORGAN-EDWARDS O	36.080
37	67 STEPHENSON Jacob	36.234

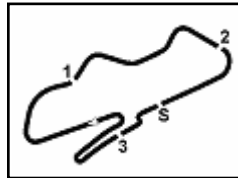


Donington Park 4.023 m

Prosecco DOC UK Round, 2-4 July 2021
Lap Chart Race 1

Lap										
	1	2	3	4	5	6	7	8	9	10
1	69	69	69	69	69	69	69	69	69	69
2	5	5	38	38	38	38	38	38	38	38
3	38	38	11	11	11	11	11	11	11	11
4	14	22	22	22	22	52	52	52	52	52
5	52	11	52	52	52	46	46	46	46	46
6	11	52	15	46	46	88	88	88	2	2
7	22	2	46	2	2	2	47	2	39	39
8	2	15	2	88	88	47	2	39	90	90
9	46	46	47	47	47	99	93	74	37	37
10	47	47	88	99	99	39	39	99	24	24
11	15	88	12	39	39	93	74	37	8	8
12	74	12	99	74	74	74	99	90	23	3
13	88	74	39	93	93	90	90	8	3	23
14	93	39	74	90	90	37	37	24	33	33
15	39	99	93	37	37	25	8	23	42	
16	12	93	90	8	8	8	24	3	21	
17	23	90	8	25	25	24	23	33	27	
18	90	23	37	23	24	23	82	42	17	
19	99	98	23	24	23	82	75	21	50	
20	33	25	25	33	82	33	33	27	30	
21	25	8	24	82	33	75	3	17	71	
22	24	37	33	42	75	3	42	50	67	
23	42	24	42	75	42	42	27	30		
24	8	33	82	3	3	27	17	71		
25	98	42	75	17	17	17	21	67		
26	17	75	17	27	27	50	30			
27	37	82	3	30	50	21	50			
28	75	17	27	50	30	30	71			
29	82	77	30	21	21	67	67			
30	30	3	50	67	67	71				
31	3	30	21	71	71					
32	77	27	77							
33	27	50	67							
34	50	21	71							
35	21	67								
36	67	71								
37	71									

Final Result		
1	69 BOOTH AMOS T.	Laps 10
2	38 DAVIE A.	12.097
3	11 ALLEN L.	44.102
4	52 DIXON K.	48.620
5	46 BARNES A.	55.862
6	2 THOMAS J.	1'07.414
7	39 SELLORS C.	1'10.902
8	90 COOK H.	1'27.623
9	37 FERRIS J.	1'28.668
10	24 SMITH K.	1'48.911
11	8 MOFFITT C.	1'51.784
12	3 JONES L.	1'57.762
13	23 ELLIS J.	1'58.654
14	33 CONNELL D.	2'08.983
15	42 JOHNSON C.	1 Lap
16	21 GILBY L.	1 Lap
17	27 BEACH C.	1 Lap
18	17 SHELTON Z.	1 Lap
19	50 MCMULLAN F.	1 Lap
20	30 BROWN C.	1 Lap
21	71 MARCUZZO C.	1 Lap
22	67 STEPHENSON J.	1 Lap
RET	88 DUFTON E.	2 Laps
RET	74 SMART-WEEDEN F.	2 Laps
RET	99 LONGMORE M.	2 Laps
RET	47 FARRAGHER J.	3 Laps
RET	93 HARDIE M.	3 Laps
RET	82 VALENTE A.	3 Laps
RET	75 SMITH C.	3 Laps
RET	25 KENT K.	4 Laps
RET	22 DAWSON C.	5 Laps
RET	15 JONES C.	7 Laps
RET	12 TURNER L.	7 Laps
RET	77 MORGAN-EDWARDS	7 Laps
RET	5 JONES O.	8 Laps
RET	98 MOFFITT B.	8 Laps
RET	14 MCMANUS J.	9 Laps
RET	96 KIRSCH J.	
RET	56 WILSON B.	
NS	20 DICKINSON K.	


Prosecco DOC UK Round, 2-4 July 2021
Lap Chart Race 1

Lap 1		
1	69 Booth Amos T.	2'04.281
2	5 Jones O.	2.120
3	38 Davie A.	2.237
4	14 Mcmanus J.	2.832
5	52 Dixon K.	4.891
6	11 Allen L.	5.143
7	22 Dawson C.	5.745
8	2 Thomas J.	9.041
9	46 Barnes A.	9.941
10	47 Farragher J.	11.068
11	15 Jones C.	11.734
12	74 Smart-Weeden F.	12.008
13	88 Dufton E.	12.299
14	93 Hardie M.	12.953
15	39 Sellors C.	13.525
16	12 Turner L.	13.695
17	23 Ellis J.	14.833
18	90 Cook H.	15.068
19	99 Longmore M.	16.062
20	33 Connell D.	17.563
21	25 Kent K.	18.162
22	24 Smith K.	19.123
23	42 Johnson C.	20.625
24	8 Moffitt C.	21.042
25	98 Moffitt B.	21.357
26	17 Shelton Z.	22.076
27	37 Ferris J.	22.248
28	75 Smith C.	23.014
29	82 Valente A.	23.402
30	30 Brown C.	23.570
31	3 Jones L.	23.761
32	77 Morgan-Edwards O.	24.057
33	27 Beach C.	24.954
34	50 McMullan F.	25.448
35	21 Gilby L.	27.257
36	67 Stephenson J.	29.159
37	71 Marcuzzo C.	32.163

Lap 2		
1	69 Booth Amos T.	4'05.431
2	5 Jones O.	0.817
3	38 Davie A.	2.814
4	22 Dawson C.	8.400
5	11 Allen L.	8.506
6	52 Dixon K.	9.641
7	2 Thomas J.	17.261
8	15 Jones C.	17.633
9	46 Barnes A.	17.948
10	47 Farragher J.	18.619
11	88 Dufton E.	19.013
12	12 Turner L.	19.793
13	74 Smart-Weeden F.	20.565
14	39 Sellors C.	20.808
15	99 Longmore M.	21.833
16	93 Hardie M.	22.095
17	90 Cook H.	23.732
18	23 Ellis J.	27.699
19	98 Moffitt B.	28.719
20	25 Kent K.	29.423
21	8 Moffitt C.	29.790
22	37 Ferris J.	30.827
23	24 Smith K.	31.673
24	33 Connell D.	33.431
25	42 Johnson C.	35.606
26	75 Smith C.	38.157
27	82 Valente A.	39.203
28	17 Shelton Z.	39.572
29	77 Morgan-Edwards O.	39.852
30	3 Jones L.	40.816
31	30 Brown C.	40.922
32	27 Beach C.	42.207
33	50 McMullan F.	42.542
34	21 Gilby L.	45.767
35	67 Stephenson J.	52.991

Lap 3		
1	69 Booth Amos T.	6'04.948
2	38 Davie A.	4.141
3	11 Allen L.	11.635
4	22 Dawson C.	12.273
5	52 Dixon K.	14.230
6	15 Jones C.	23.700
7	46 Barnes A.	24.285
8	2 Thomas J.	25.259
9	47 Farragher J.	25.944
10	88 Dufton E.	26.024
11	12 Turner L.	26.383
12	99 Longmore M.	27.721
13	39 Sellors C.	29.124
14	74 Smart-Weeden F.	29.607
15	93 Hardie M.	30.981
16	90 Cook H.	33.143
17	8 Moffitt C.	40.514
18	37 Ferris J.	40.913
19	23 Ellis J.	41.404
20	25 Kent K.	42.438
21	24 Smith K.	44.194
22	33 Connell D.	48.448
23	42 Johnson C.	51.204
24	82 Valente A.	52.120
25	75 Smith C.	53.137
26	17 Shelton Z.	57.426
27	3 Jones L.	57.546
28	27 Beach C.	59.081
29	30 Brown C.	59.326
30	50 McMullan F.	59.972
31	21 Gilby L.	1'03.095
32	77 Morgan-Edwards O.	1'06.053
33	67 Stephenson J.	1'17.847
34	71 Marcuzzo C.	1'27.140

Lap 4		
1	69 Booth Amos T.	8'04.358
2	38 Davie A.	5.667
3	11 Allen L.	15.208
4	22 Dawson C.	15.498
5	52 Dixon K.	20.395
6	46 Barnes A.	29.170
7	2 Thomas J.	31.175
8	88 Dufton E.	32.187
9	47 Farragher J.	33.118
10	99 Longmore M.	33.485
11	39 Sellors C.	36.216
12	74 Smart-Weeden F.	36.839
13	93 Hardie M.	38.652
14	90 Cook H.	41.846
15	37 Ferris J.	50.394
16	8 Moffitt C.	52.462
17	25 Kent K.	53.558
18	23 Ellis J.	54.492
19	24 Smith K.	56.253
20	33 Connell D.	1'02.939
21	82 Valente A.	1'04.270
22	42 Johnson C.	1'05.823
23	75 Smith C.	1'06.763
24	3 Jones L.	1'10.646
25	17 Shelton Z.	1'12.736
26	27 Beach C.	1'14.415
27	30 Brown C.	1'17.594
28	50 McMullan F.	1'18.217
29	21 Gilby L.	1'19.762
30	67 Stephenson J.	1'45.724
31	71 Marcuzzo C.	1'51.798

Lap 5		
1	69 Booth Amos T.	10'03.918
2	38 Davie A.	6.590
3	11 Allen L.	17.478

4	22 Dawson C.	17.933
5	52 Dixon K.	25.468
6	46 Barnes A.	33.108
7	2 Thomas J.	37.136
8	88 Dufton E.	37.397
9	47 Farragher J.	38.489
10	99 Longmore M.	38.702
11	39 Sellors C.	41.883
12	74 Smart-Weeden F.	42.911
13	93 Hardie M.	42.999
14	90 Cook H.	50.097
15	37 Ferris J.	59.259
16	8 Moffitt C.	1'02.983
17	25 Kent K.	1'03.502
18	24 Smith K.	1'05.830
19	23 Ellis J.	1'06.428
20	82 Valente A.	1'14.925
21	33 Connell D.	1'15.428
22	75 Smith C.	1'16.805
23	42 Johnson C.	1'18.731
24	3 Jones L.	1'20.793
25	17 Shelton Z.	1'28.780
26	27 Beach C.	1'28.960
27	50 McMullan F.	1'32.338
28	30 Brown C.	1'33.207
29	21 Gilby L.	1'34.719
30	67 Stephenson J.	
31	71 Marcuzzo C.	

Lap 6		
1	69 Booth Amos T.	12'02.721
2	38 Davie A.	8.662
3	11 Allen L.	19.106
4	52 Dixon K.	30.944
5	46 Barnes A.	38.600
6	88 Dufton E.	43.729
7	2 Thomas J.	44.256
8	47 Farragher J.	44.802
9	99 Longmore M.	45.433
10	39 Sellors C.	48.498
11	93 Hardie M.	48.565
12	74 Smart-Weeden F.	49.609
13	90 Cook H.	1'00.132
14	37 Ferris J.	1'06.662
15	25 Kent K.	1'11.392
16	8 Moffitt C.	1'14.271
17	24 Smith K.	1'16.434
18	23 Ellis J.	1'17.633
19	82 Valente A.	1'23.527
20	33 Connell D.	1'25.289
21	75 Smith C.	1'26.215
22	3 Jones L.	1'29.761
23	42 Johnson C.	1'31.736
24	27 Beach C.	1'44.030
25	17 Shelton Z.	1'46.280
26	50 McMullan F.	1'46.431
27	21 Gilby L.	1'47.750
28	30 Brown C.	1'47.813
29	67 Stephenson J.	
30	71 Marcuzzo C.	

Lap 7		
1	69 Booth Amos T.	14'02.625
2	38 Davie A.	8.959
3	11 Allen L.	25.213
4	52 Dixon K.	35.338
5	46 Barnes A.	41.716
6	88 Dufton E.	46.863
7	47 Farragher J.	48.175
8	2 Thomas J.	49.091
9	93 Hardie M.	51.056
10	39 Sellors C.	53.595
11	74 Smart-Weeden F.	54.920
12	99 Longmore M.	1'00.520
13	90 Cook H.	1'08.803

14	37 Ferris J.	1'12.187
15	8 Moffitt C.	1'24.148
16	24 Smith K.	1'25.453
17	23 Ellis J.	1'28.143
18	82 Valente A.	1'29.262
19	75 Smith C.	1'33.379
20	33 Connell D.	1'36.138
21	3 Jones L.	1'37.031
22	42 Johnson C.	1'42.017
23	27 Beach C.	1'57.794
24	17 Shelton Z.	
25	21 Gilby L.	
26	30 Brown C.	
27	50 McMullan F.	
28	71 Marcuzzo C.	
29	67 Stephenson J.	

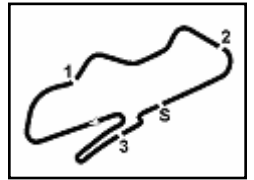
Lap 8		
1	69 Booth Amos T.	16'01.790
2	38 Davie A.	10.015
3	11 Allen L.	32.318
4	52 Dixon K.	39.856
5	46 Barnes A.	46.613
6	88 Dufton E.	52.007
7	2 Thomas J.	54.507
8	39 Sellors C.	59.595
9	74 Smart-Weeden F.	1'00.129
10	99 Longmore M.	1'16.535
11	37 Ferris J.	1'18.107
12	90 Cook H.	1'18.819
13	8 Moffitt C.	1'34.604
14	24 Smith K.	1'35.063
15	23 Ellis J.	1'39.670
16	3 Jones L.	1'47.322
17	33 Connell D.	1'48.264
18	42 Johnson C.	1'55.247
19	21 Gilby L.	
20	27 Beach C.	
21	17 Shelton Z.	
22	50 McMullan F.	
23	30 Brown C.	
24	71 Marcuzzo C.	
25	67 Stephenson J.	

Lap 9		
1	69 Booth Amos T.	18'01.038
2	38 Davie A.	12.024
3	11 Allen L.	37.789
4	52 Dixon K.	44.350
5	46 Barnes A.	50.817
6	2 Thomas J.	1'00.508
7	39 Sellors C.	1'06.157
8	90 Cook H.	1'23.433
9	37 Ferris J.	1'23.963
10	24 Smith K.	1'42.730
11	8 Moffitt C.	1'43.901
12	23 Ellis J.	1'50.346
13	3 Jones L.	1'53.952
14	33 Connell D.	1'58.805
15	42 Johnson C.	
16	21 Gilby L.	
17	27 Beach C.	
18	17 Shelton Z.	
19	50 McMullan F.	
20	30 Brown C.	
21	71 Marcuzzo C.	
22	67 Stephenson J.	

Lap 10		
1	69 Booth Amos T.	20'01.558
2	38 Davie A.	12.097
3	11 Allen L.	44.102
4	52 Dixon K.	48.620
5	46 Barnes A.	55.862
6	2 Thomas J.	1'07.414



15



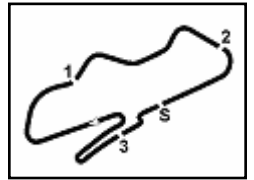
Donington Park 4.023 m

3 / 4

Prosecco DOC UK Round, 2-4 July 2021

Lap Chart Race 1

7	39	Sellors C.	1'10.902
8	90	Cook H.	1'27.623
9	37	Ferris J.	1'28.668
10	24	Smith K.	1'48.911
11	8	Moffitt C.	1'51.784
12	3	Jones L.	1'57.762
13	23	Ellis J.	1'58.654
14	33	Connell D.	2'08.983



Donington Park 4.023 m

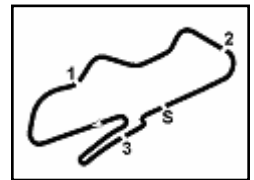
4 / 4

Prosecco DOC UK Round, 2-4 July 2021
Lap Chart Race 1
Race Pace Comparison

	69 Boo	38 Dav	11 All	52 Dix	46 Bar	2 ThJ	39 Sel	90 Co0	37 Fer	24 SmK	8 MoC	3 JoL	23 Ell	33 Con
1	2'04.281	2'06.518	2'09.424	2'09.172	2'14.222	2'13.322	2'17.806	2'19.349	2'26.529	2'23.404	2'25.323	2'28.042	2'19.114	2'21.844
2	2'01.150	2'01.727	2'04.513	2'05.900	2'09.157	2'09.370	2'08.433	2'09.814	2'09.729	2'13.700	2'09.898	2'18.205	2'14.016	2'17.018
3	1'59.517	2'00.844	2'02.646	2'04.106	2'05.854	2'07.515	2'07.833	2'08.928	2'09.603	2'12.038	2'10.241	2'16.247	2'13.222	2'14.534
4	1'59.410	2'00.936	2'02.983	2'05.575	2'04.295	2'05.326	2'06.502	2'08.113	2'08.891	2'11.469	2'11.358	2'12.510	2'12.498	2'13.901
5	1'59.560	2'00.483	2'01.830	2'04.633	2'03.498	2'05.521	2'05.227	2'07.811	2'08.425	2'09.137	2'10.081	2'09.707	2'11.496	2'12.049
6	1'58.803	2'00.875	2'00.431	2'04.279	2'04.295	2'05.923	2'05.418	2'08.838	2'06.206	2'09.407	2'10.091	2'07.771	2'10.008	2'08.664
7	1'59.904	2'00.201	2'06.011	2'04.298	2'03.020	2'04.739	2'05.001	2'08.575	2'05.429	2'08.923	2'09.781	2'07.174	2'10.414	2'10.753
8	1'59.165	2'00.221	2'06.270	2'03.683	2'04.062	2'04.581	2'05.165	2'09.181	2'05.085	2'08.775	2'09.621	2'09.456	2'10.692	2'11.291
9	1'59.248	2'01.257	2'04.719	2'03.742	2'03.452	2'05.249	2'05.810	2'03.862	2'05.104	2'06.915	2'08.545	2'05.878	2'09.924	2'09.789
10	2'00.520	2'00.593	2'06.833	2'04.790	2'05.565	2'07.426	2'05.265	2'04.710	2'05.225	2'06.701	2'08.403	2'04.330	2'08.828	2'10.698

	42 Joh	21 Gil	27 Bea	17 She	50 McF	30 Bro	71 Mar	67 Ste	88 Duf	74 Sma	99 Lon	47 Far	93 Har	82 Val
1	2'24.906	2'31.538	2'29.235	2'26.357	2'29.729	2'27.851	2'36.444	2'33.440	2'16.580	2'16.289	2'20.343	2'15.349	2'17.234	2'27.683
2	2'16.131	2'19.660	2'18.403	2'18.646	2'18.244	2'18.502	2'28.878	2'24.982	2'07.864	2'09.707	2'06.921	2'08.701	2'10.292	2'16.951
3	2'15.115	2'16.845	2'16.391	2'17.371	2'16.947	2'17.921	2'26.766	2'24.373	2'06.528	2'08.559	2'05.405	2'06.842	2'08.403	2'12.434
4	2'14.029	2'16.077	2'14.744	2'14.720	2'17.655	2'17.678	2'24.068	2'27.287	2'05.573	2'06.642	2'05.174	2'06.584	2'07.081	2'11.560
5	2'12.468	2'14.517	2'14.105	2'15.604	2'13.681	2'15.173	2'21.671	2'26.245	2'04.770	2'05.632	2'04.777	2'04.931	2'03.907	2'10.215
6	2'11.808	2'11.834	2'13.873	2'16.303	2'12.896	2'13.409	2'20.125	2'19.584	2'05.135	2'05.501	2'05.534	2'05.116	2'04.369	2'07.405
7	2'10.185	2'13.778	2'13.668	2'14.546	2'15.822	2'14.137	2'18.582	2'21.461	2'03.038	2'05.215	2'14.991	2'03.277	2'02.395	2'05.639
8	2'12.395	2'09.943	2'14.776	2'12.887	2'11.726	2'12.323	2'18.790	2'19.622	2'04.309	2'04.374	2'15.180			
9	2'10.283	2'09.927	2'12.409	2'11.535	2'11.610	2'11.791	2'16.437	2'18.484						

	75 SmC	25 Ken	22 Daw	15 JoC	12 Tur	77 Mor	5 JoO	98 MoB	14 McJ
1	2'27.295	2'22.443	2'10.026	2'16.015	2'17.976	2'28.338	2'06.401	2'25.638	2'07.113
2	2'16.293	2'12.411	2'03.805	2'07.049	2'07.248	2'16.945	1'59.847	2'08.512	
3	2'14.497	2'12.532	2'03.390	2'05.584	2'06.107	2'25.718			
4	2'13.036	2'10.530	2'02.635						
5	2'09.602	2'09.504	2'01.995						
6	2'08.213	2'06.693							
7	2'07.068								



Prosecco DOC UK Round, 2-4 July 2021

Analysis Race 1

Start at 10:28'00.630

Donington Park 4.023 m

1 / 4

1° 69 T. BOOTH AMOS (1'58.803)							
Lap	Seg.1	Seg.2	Seg.3	Seg.4	Lap Time	km/h	Local Time
1		33.447	30.903	30.968	2'04.281	167,9	10:30'04.911
2	26.168	33.218	30.892	30.872	2'01.150	167,9	10:32'06.061
3	25.784	32.581	30.383	30.769	1'59.517	169,3	10:34'05.578
4	25.752	32.722	30.467	30.469	1'59.410	169,3	10:36'04.988
5	25.674	32.641	30.423	30.822	1'59.560	170,1	10:38'04.548
6	25.550	32.288	30.380	30.585	1'58.803	171,4	10:40'03.351
7	25.657	32.579	30.547	31.121	1'59.904	172,0	10:42'03.255
8	25.663	32.269	30.076	31.157	1'59.165	173,9	10:44'02.420
9	26.100	32.266	30.194	30.688	1'59.248	172,5	10:46'01.668
10	25.554	32.300	30.334	32.332	2'00.520	172,8	10:48'02.188
Race Time 20'01.558							

2° 38 A. DAVIE (2'00.201)							
Lap	Seg.1	Seg.2	Seg.3	Seg.4	Lap Time	km/h	Local Time
1		34.238	31.109	31.538	2'06.518	176,8	10:30'07.148
2	25.971	33.283	31.078	31.395	2'01.727	174,7	10:32'08.875
3	25.798	33.049	30.531	31.466	2'00.844	175,0	10:34'09.719
4	25.921	33.365	30.546	31.104	2'00.936	175,0	10:36'10.655
5	26.032	33.128	30.357	30.966	2'00.483	175,0	10:38'11.138
6	25.914	32.881	30.818	31.262	2'00.875	175,6	10:40'12.013
7	25.683	32.964	30.756	30.798	2'00.201	173,1	10:42'12.214
8	25.707	33.117	30.458	30.939	2'00.221	175,9	10:44'12.435
9	25.657	32.977	31.202	31.421	2'01.257	178,5	10:46'13.692
10	25.767	33.010	30.543	31.273	2'00.593	175,6	10:48'14.285
Race Time 20'13.655							

3° 11 L. ALLEN (2'00.431)							
Lap	Seg.1	Seg.2	Seg.3	Seg.4	Lap Time	km/h	Local Time
1		34.626	31.475	32.797	2'09.424	172,8	10:30'10.054
2	26.678	33.836	31.607	32.392	2'04.513	171,7	10:32'14.567
3	26.337	33.220	30.926	32.163	2'02.646	170,9	10:34'17.213
4	26.409	34.419	30.755	31.400	2'02.983	169,5	10:36'20.196
5	26.589	33.242	30.835	31.164	2'01.830	171,1	10:38'22.026
6	25.979	33.044	30.539	30.869	2'00.431	172,2	10:40'22.457
7	27.103	35.507	31.428	31.973	2'06.011	169,0	10:42'28.468
8	26.392	33.856	32.383	33.639	2'06.270	166,9	10:44'34.738
9	26.880	33.834	31.773	32.232	2'04.719	169,3	10:46'39.457
10	26.876	34.858	32.237	32.862	2'06.833	168,7	10:48'46.290
Race Time 20'45.660							

4° 52 K. DIXON (2'03.683)							
Lap	Seg.1	Seg.2	Seg.3	Seg.4	Lap Time	km/h	Local Time
1		34.332	31.122	33.261	2'09.172	175,6	10:30'09.802
2	26.149	34.459	31.625	33.667	2'05.900	174,5	10:32'15.702
3	26.180	33.498	31.036	33.392	2'04.106	175,0	10:34'19.808
4	26.664	34.095	31.599	33.217	2'05.575	172,5	10:36'25.383
5	26.782	34.088	31.492	32.271	2'04.633	172,0	10:38'30.016
6	26.009	32.814	31.850	33.606	2'04.279	170,9	10:40'34.295
7	26.510	33.362	31.278	33.148	2'04.298	172,5	10:42'38.593
8	26.759	33.290	31.293	32.341	2'03.683	172,0	10:44'42.276
9	26.272	33.443	31.401	32.626	2'03.742	171,7	10:46'46.018
10	26.569	33.413	31.551	33.257	2'04.790	171,4	10:48'50.808
Race Time 20'50.178							

5° 46 A. BARNES (2'03.020)							
Lap	Seg.1	Seg.2	Seg.3	Seg.4	Lap Time	km/h	Local Time
1		36.044	32.698	33.944	2'14.222	167,2	10:30'14.852
2	27.260	35.621	32.416	33.860	2'09.157	172,5	10:32'24.009
3	26.966	34.294	31.619	32.975	2'05.854	172,8	10:34'29.863
4	27.034	33.663	31.207	32.391	2'04.295	171,7	10:36'34.158
5	26.164	33.311	31.137	32.886	2'03.498	172,0	10:38'37.656
6	26.577	33.720	32.152	31.846	2'04.295	171,4	10:40'41.951
7	26.330	33.335	31.124	32.231	2'03.020	171,1	10:42'44.971
8	26.573	33.775	31.324	32.390	2'04.062	172,2	10:44'49.033

9	26.388	33.304	31.207	32.553	2'03.452	173,1	10:46'52.485
10	26.838	33.759	31.776	33.192	2'05.565	171,1	10:48'58.050
Race Time 20'57.420							

6° 2 J. THOMAS (2'04.581)							
Lap	Seg.1	Seg.2	Seg.3	Seg.4	Lap Time	km/h	Local Time
1		36.045	31.973	33.663	2'13.322	171,4	10:30'13.952
2	27.883	35.395	32.383	33.709	2'09.370	169,8	10:32'23.322
3	27.553	34.892	31.506	33.564	2'07.515	172,5	10:34'30.837
4	27.037	34.091	31.325	32.873	2'05.326	172,8	10:36'36.163
5	26.637	34.072	31.748	33.064	2'05.521	170,6	10:38'41.684
6	26.728	34.469	32.023	32.703	2'05.923	171,4	10:40'47.607
7	26.360	34.262	31.209	32.908	2'04.739	175,6	10:42'52.346
8	26.282	34.110	31.037	33.152	2'04.581	173,9	10:44'56.927
9	26.280	33.946	31.865	33.158	2'05.249	171,4	10:47'02.176
10	27.171	34.628	31.907	33.720	2'07.426	170,9	10:49'09.602
Race Time 21'08.972							

7° 39 C. SELLORS (2'05.001)							
Lap	Seg.1	Seg.2	Seg.3	Seg.4	Lap Time	km/h	Local Time
1		36.628	32.474	34.730	2'17.806	168,2	10:30'18.436
2	27.614	35.011	31.783	34.025	2'08.433	172,0	10:32'26.869
3	27.076	34.878	31.731	34.148	2'07.833	170,9	10:34'34.702
4	27.140	34.801	31.629	32.932	2'06.502	175,3	10:36'41.204
5	26.902	34.380	30.967	32.978	2'05.227	172,0	10:38'46.431
6	26.892	34.024	31.489	33.013	2'05.418	171,4	10:40'51.849
7	26.704	34.558	31.051	32.688	2'05.001	172,5	10:42'56.850
8	26.666	34.384	31.417	32.698	2'05.165	171,1	10:45'02.015
9	26.983	34.643	31.190	32.994	2'05.810	170,3	10:47'07.825
10	26.948	34.067	31.284	32.966	2'05.265	170,3	10:49'13.090
Race Time 21'12.460							

8° 90 H. COOK (2'03.862)							
Lap	Seg.1	Seg.2	Seg.3	Seg.4	Lap Time	km/h	Local Time
1		36.583	33.155	35.357	2'19.349	170,3	10:30'19.979
2	28.162	35.750	32.176	33.726	2'09.814	170,6	10:32'29.793
3	27.755	35.527	32.217	33.429	2'08.928	170,9	10:34'38.721
4	27.508	35.554	31.759	33.292	2'08.113	169,5	10:36'46.834
5	27.239	34.487	32.075	34.010	2'07.811	171,1	10:38'54.645
6	27.724	34.888	32.528	33.698	2'08.838	169,8	10:41'03.483
7	27.285	34.999	32.502	33.789	2'08.575	170,1	10:43'12.058
8	27.699	35.916	32.549	33.017	2'09.181	169,5	10:45'21.239
9	26.452	33.872	31.760	31.778	2'03.862	171,1	10:47'25.101
10	26.509	35.012	31.062	32.127	2'04.710	173,6	10:49'29.811
Race Time 21'29.181							

9° 37 J. FERRIS (2'05.085)							
Lap	Seg.1	Seg.2	Seg.3	Seg.4	Lap Time	km/h	Local Time
1		39.386	35.399	35.671	2'26.529	169,0	10:30'27.159
2	28.012	35.530	32.733	33.454	2'09.729	170,3	10:32'36.888
3	27.101	36.026	32.873	33.603	2'09.603	170,1	10:34'46.491
4	28.577	35.132	32.415	32.767	2'08.891	166,6	10:36'55.382
5	27.605	34.902	32.228	33.690	2'08.425	167,7	10:39'03.807
6	27.615	34.199	32.280	32.112	2'06.206	167,2	10:41'10.013
7	26.780	34.270	32.118	32.261	2'05.429	167,4	10:43'15.442
8	26.770	34.421	31.844	32.050	2'05.085	169,5	10:45'20.527
9	26.787	33.763	32.409	32.145	2'05.104	166,6	10:47'25.631
10	26.430	34.865	31.262	32.668	2'05.225	170,6	10:49'30.856
Race Time 21'30.226							

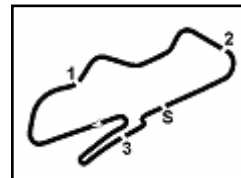
10° 24 K. SMITH (2'06.701)							
Lap	Seg.1	Seg.2	Seg.3	Seg.4	Lap Time	km/h	Local Time
1		38.641	33.875	35.487	2'23.404	171,1	10:30'24.034
2	28.784	36.458	33.319	35.139	2'13.700	170,1	10:32'37.734
3	28.079	35.934	32.818	35.207	2'12.038	172,0	10:34'49.772
4	28.627	35.985	32.382	34.475	2'11.469	172,8	10:37'01.241
5	27.778	35.197	32.275	33.887	2'09.137	173,9	10:39'10.378

03/07/2021

P = Pits In/Out - C = Lap Time Cancelled



16



Prosecco DOC UK Round, 2-4 July 2021

Analysis Race 1

Donington Park 4.023 m

Start at 10:28'00.630

2 / 4

6	27.666	34.939	32.533	34.269	2'09.407	172.8	10:41'19.785	3	28.432	37.374	33.472	35.837	2'15.115	170.6	10:34'56.782
7	27.676	34.930	32.171	34.146	2'08.923	171.7	10:43'28.708	4	28.917	36.995	33.446	34.671	2'14.029	168.2	10:37'10.811
8	27.371	35.581	32.223	33.600	2'08.775	171.7	10:45'37.483	5	28.104	36.271	33.202	34.891	2'12.468	172.5	10:39'23.279
9	27.222	34.463	32.497	32.733	2'06.915	168.5	10:47'44.398	6	27.952	36.269	33.356	34.231	2'11.808	169.8	10:41'35.087
10	27.151	34.370	31.916	33.264	2'06.701	170.9	10:49'51.099	7	27.630	35.289	33.233	34.033	2'10.185	169.5	10:43'45.272

Race Time 21'50.469

Race Time 20'07.320

11° 8 C. MOFFITT (2'08.403)							
Lap	Seg.1	Seg.2	Seg.3	Seg.4	Lap Time	km/h	Local Time
1		39.205	34.699	35.307	2'25.323	170.9	10:30'25.953
2	28.455	35.745	32.700	32.998	2'09.898	169.0	10:32'35.851
3	27.679	35.901	32.693	33.968	2'10.241	169.5	10:34'46.092
4	28.787	36.195	32.664	33.712	2'11.358	169.3	10:36'57.450
5	27.944	35.465	32.434	34.238	2'10.081	169.8	10:39'07.531
6	28.124	35.487	32.588	33.892	2'10.091	170.6	10:41'17.622
7	27.772	35.266	32.743	34.000	2'09.781	168.5	10:43'27.403
8	28.135	35.826	32.190	33.470	2'09.621	168.7	10:45'37.024
9	27.579	35.394	32.297	33.275	2'08.545	170.6	10:47'45.569
10	27.664	34.725	32.320	33.694	2'08.403	170.3	10:49'53.972

Race Time 21'53.342

16° 21 L. GILBY (2'09.927)							
Lap	Seg.1	Seg.2	Seg.3	Seg.4	Lap Time	km/h	Local Time
1		40.111	35.252	37.722	2'31.538	164.6	10:30'32.168
2	30.020	38.741	34.668	36.231	2'19.660	165.1	10:32'51.828
3	28.657	37.662	33.884	36.642	2'16.845	165.9	10:35'08.673
4	29.231	36.667	33.994	36.185	2'16.077	168.5	10:37'24.750
5	28.285	37.154	33.553	35.525	2'14.517	166.6	10:39'39.267
6	28.663	35.753	32.464	34.954	2'11.834	172.5	10:41'51.101
7	28.088	36.461	34.514	34.715	2'13.778	163.1	10:44'04.879
8	27.688	35.185	32.815	34.255	2'09.943	170.3	10:46'14.822
9	27.776	35.527	32.778	33.846	2'09.927	167.4	10:48'24.749

Race Time 20'24.119

12° 3 L. JONES (2'04.330)							
Lap	Seg.1	Seg.2	Seg.3	Seg.4	Lap Time	km/h	Local Time
1		39.126	35.117	38.195	2'28.042	164.9	10:30'28.672
2	30.464	38.070	33.733	35.938	2'18.205	173.1	10:32'46.877
3	29.606	37.115	33.831	35.695	2'16.247	176.8	10:35'03.124
4	28.844	36.277	32.909	34.480	2'12.510	172.5	10:37'15.634
5	28.018	35.491	32.467	33.731	2'09.707	172.8	10:39'25.341
6	27.322	35.356	31.984	33.109	2'07.771	174.2	10:41'33.112
7	27.746	34.541	31.792	33.095	2'07.174	173.6	10:43'40.286
8	27.247	36.457	32.417	33.335	2'09.456	176.5	10:45'49.742
9	27.137	34.278	31.828	32.635	2'05.878	174.2	10:47'55.620
10	26.867	33.501	31.367	32.595	2'04.330	177.6	10:49'59.950

Race Time 21'59.320

17° 27 C. BEACH (2'12.409)							
Lap	Seg.1	Seg.2	Seg.3	Seg.4	Lap Time	km/h	Local Time
1		39.603	35.013	36.771	2'29.235	166.6	10:30'29.865
2	30.040	37.635	34.397	36.331	2'18.403	171.7	10:32'48.268
3	29.160	37.304	34.136	35.791	2'16.391	169.0	10:35'04.659
4	29.087	36.477	33.509	35.671	2'14.744	169.3	10:37'19.403
5	28.665	36.313	33.854	35.273	2'14.105	168.5	10:39'33.508
6	28.981	36.406	33.501	34.985	2'13.873	167.2	10:41'47.381
7	28.836	36.905	33.131	34.796	2'13.668	168.5	10:44'01.049
8	29.431	36.437	33.819	35.089	2'14.776	167.7	10:46'15.825
9	28.444	36.242	33.214	34.509	2'12.409	169.8	10:48'28.234

Race Time 20'27.604

13° 23 J. ELLIS (2'08.828)							
Lap	Seg.1	Seg.2	Seg.3	Seg.4	Lap Time	km/h	Local Time
1		36.838	33.203	35.706	2'19.114	167.7	10:30'19.744
2	29.237	35.965	33.133	35.681	2'14.016	167.7	10:32'33.760
3	29.101	36.247	33.224	34.650	2'13.222	167.2	10:34'46.982
4	28.872	36.225	33.257	34.144	2'12.498	169.8	10:36'59.480
5	28.336	36.017	32.423	34.720	2'11.496	169.0	10:39'10.976
6	28.201	35.475	32.318	34.014	2'10.008	169.0	10:41'20.984
7	28.087	35.388	32.691	34.248	2'10.414	168.5	10:43'31.398
8	28.201	35.495	32.362	34.634	2'10.692	170.9	10:45'42.090
9	27.978	35.580	32.552	33.814	2'09.924	168.5	10:47'52.014
10	27.682	35.284	32.565	33.297	2'08.828	168.2	10:50'00.842

Race Time 22'00.212

18° 17 Z. SHELTON (2'11.535)							
Lap	Seg.1	Seg.2	Seg.3	Seg.4	Lap Time	km/h	Local Time
1		39.273	35.415	37.069	2'26.357	169.0	10:30'26.987
2	30.176	37.639	33.857	36.974	2'18.646	169.8	10:32'45.633
3	29.434	38.063	33.666	36.208	2'17.371	172.2	10:35'03.004
4	29.707	36.142	33.716	35.155	2'14.720	172.5	10:37'17.724
5	28.439	37.190	34.242	35.733	2'15.604	170.6	10:39'33.328
6	28.907	37.662	34.115	35.619	2'16.303	172.2	10:41'49.631
7	28.402	36.967	34.580	34.597	2'14.546	169.3	10:44'04.177
8	28.222	36.311	33.467	34.887	2'12.887	173.3	10:46'17.064
9	28.004	36.097	33.246	34.188	2'11.535	172.5	10:48'28.599

Race Time 20'27.969

14° 33 D. CONNELL (2'08.664)							
Lap	Seg.1	Seg.2	Seg.3	Seg.4	Lap Time	km/h	Local Time
1		38.039	33.581	36.421	2'21.844	169.0	10:30'22.474
2	29.293	38.024	34.034	35.667	2'17.018	168.2	10:32'39.492
3	28.562	37.387	33.111	35.474	2'14.534	168.7	10:34'54.026
4	29.129	37.260	32.788	34.724	2'13.901	169.3	10:37'07.927
5	28.391	37.150	32.361	34.147	2'12.049	170.3	10:39'19.976
6	27.758	35.658	31.718	33.530	2'08.664	171.4	10:41'28.640
7	27.734	36.116	32.782	34.121	2'10.753	169.8	10:43'39.393
8	27.843	36.329	32.781	34.338	2'11.291	168.7	10:45'50.684
9	27.632	35.713	32.630	33.814	2'09.789	170.1	10:48'00.473
10	28.187	36.048	32.776	33.687	2'10.698	169.5	10:50'11.171

Race Time 22'10.541

19° 50 F. MCMULLAN (2'11.610)							
Lap	Seg.1	Seg.2	Seg.3	Seg.4	Lap Time	km/h	Local Time
1		39.435	35.542	37.131	2'29.729	159.0	10:30'30.359
2	29.890	37.791	34.334	36.229	2'18.244	166.6	10:32'48.603
3	29.034	37.860	34.260	35.793	2'16.947	165.4	10:35'05.550
4	30.000	38.443	34.005	35.207	2'17.655	166.4	10:37'23.205
5	28.703	37.403	33.576	33.999	2'13.681	167.4	10:39'36.886
6	27.331	36.279	33.804	35.482	2'12.896	166.6	10:41'49.782
7	28.572	37.054	34.743	35.453	2'15.822	157.2	10:44'05.604
8	28.178	36.278	33.139	34.131	2'11.726	166.4	10:46'17.330
9	28.068	36.032	33.203	34.307	2'11.610	167.9	10:48'28.940

Race Time 20'28.310

15° 42 C. JOHNSON (2'10.185)							
Lap	Seg.1	Seg.2	Seg.3	Seg.4	Lap Time	km/h	Local Time
1		38.510	34.973	36.634	2'24.906	164.1	10:30'25.536
2	29.401	37.320	33.947	35.463	2'16.131	170.3	10:32'41.667

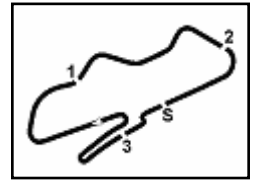
20° 30 C. BROWN (2'11.791)							
Lap	Seg.1	Seg.2	Seg.3	Seg.4	Lap Time	km/h	Local Time
1		39.148	35.459	35.924	2'27.851	159.5	10:30'28.481
2	29.949	38.452	34.582	35.519	2'18.502	166.6	10:32'46.983
3	29.367	38.508	34.686	35.360	2'17.921	168.7	10:35'04.904
4	30.426	38.426	34.084	34.742	2'17.678	166.6	10:37'22.582

03/07/2021

P = Pits In/Out - C = Lap Time Cancelled



16



Donington Park 4.023 m

Prosecco DOC UK Round, 2-4 July 2021

Analysis Race 1

Start at 10:28'00.630

3 / 4

5	29.046	37.428	33.881	34.818	2'15.173	166,6	10:39'37.755
6	28.801	36.730	33.528	34.350	2'13.409	167,9	10:41'51.164
7	28.644	36.474	34.170	34.849	2'14.137	169,0	10:44'05.301
8	28.230	36.147	33.545	34.401	2'12.323	169,5	10:46'17.624
9	28.503	36.095	33.219	33.974	2'11.791	171,1	10:48'29.415
Race Time 20'28.785							

Race Time 17'18.325

21° 71 C. MARCUZZO (2'16.437)							
Lap	Seg.1	Seg.2	Seg.3	Seg.4	Lap Time	km/h	Local Time
1		41.716	35.512	40.545	2'36.444	165,1	10:30'37.074
2	31.866	41.415	35.716	39.881	2'28.878	167,4	10:33'05.952
3	31.120	41.149	35.227	39.270	2'26.766	167,4	10:35'32.718
4	30.568	39.801	35.193	38.506	2'24.068	167,7	10:37'56.786
5	30.306	39.084	34.623	37.658	2'21.671	169,0	10:40'18.457
6	29.983	38.935	34.013	37.194	2'20.125	170,6	10:42'38.582
7	29.801	38.406	33.733	36.642	2'18.582	171,1	10:44'57.164
8	28.980	37.665	35.315	36.830	2'18.790	164,9	10:47'15.954
9	29.375	37.658	33.614	35.790	2'16.437	169,0	10:49'32.391
Race Time 21'31.761							

22° 67 J. STEPHENSON (2'18.484)							
Lap	Seg.1	Seg.2	Seg.3	Seg.4	Lap Time	km/h	Local Time
1		41.644	35.256	38.567	2'33.440	163,1	10:30'34.070
2	31.272	40.978	35.617	37.115	2'24.982	167,2	10:32'59.052
3	30.091	41.339	35.473	37.470	2'24.373	164,1	10:35'23.425
4	32.895	41.134	35.522	37.736	2'27.287	164,6	10:37'50.712
5	30.396	39.986	37.807	38.056	2'26.245	156,7	10:40'16.957
6	29.518	38.975	34.857	36.234	2'19.584	164,1	10:42'36.541
7	30.058	39.020	34.322	38.061	2'21.461	164,1	10:44'58.002
8	29.212	38.618	34.776	37.016	2'19.622	165,9	10:47'17.624
9	29.315	37.863	34.844	36.462	2'18.484	145,5	10:49'36.108
Race Time 21'35.478							

RET 88 E. DUFTON (2'03.038)							
Lap	Seg.1	Seg.2	Seg.3	Seg.4	Lap Time	km/h	Local Time
1		36.051	32.932	34.012	2'16.580	166,9	10:30'17.210
2	27.818	34.579	31.945	33.522	2'07.864	172,2	10:32'25.074
3	26.905	34.210	31.937	33.476	2'06.528	175,9	10:34'31.602
4	27.323	34.063	31.600	32.587	2'05.573	174,2	10:36'37.175
5	26.904	34.198	31.168	32.500	2'04.770	172,5	10:38'41.945
6	26.740	34.353	31.992	32.050	2'05.135	172,5	10:40'47.080
7	26.449	33.420	31.093	32.076	2'03.038	171,4	10:42'50.118
8	26.760	33.802	31.138	32.609	2'04.309	172,2	10:44'54.427
Race Time 16'53.797							

RET 74 F. SMART-WEEDEN (2'04.374)							
Lap	Seg.1	Seg.2	Seg.3	Seg.4	Lap Time	km/h	Local Time
1		36.110	32.417	35.200	2'16.289	168,5	10:30'16.919
2	27.531	34.801	32.083	35.292	2'09.707	173,1	10:32'26.626
3	27.671	35.272	31.418	34.198	2'08.559	172,8	10:34'35.185
4	26.903	34.169	32.166	33.404	2'06.642	170,3	10:36'41.827
5	26.685	34.240	31.112	33.595	2'05.632	174,2	10:38'47.459
6	26.447	33.671	31.844	33.539	2'05.501	174,2	10:40'52.960
7	26.253	34.823	30.911	33.228	2'05.215	172,8	10:42'58.175
8	26.328	33.639	31.460	32.947	2'04.374	172,5	10:45'02.549
Race Time 17'01.919							

RET 99 M. LONGMORE (2'04.777)							
Lap	Seg.1	Seg.2	Seg.3	Seg.4	Lap Time	km/h	Local Time
1		37.975	32.916	33.694	2'20.343	168,2	10:30'20.973
2	27.748	34.384	31.528	33.261	2'06.921	170,9	10:32'27.894
3	26.641	34.482	31.741	32.541	2'05.405	174,5	10:34'33.299
4	26.969	34.016	31.178	33.011	2'05.174	172,8	10:36'38.473
5	26.528	33.822	31.536	32.891	2'04.777	173,3	10:38'43.250
6	26.723	33.674	32.282	32.855	2'05.534	173,3	10:40'48.784
7	28.478	39.895	33.264	33.354	2'14.991	160,9	10:43'03.775
8	28.029	35.492	32.285	39.374	2'15.180P	168,2	10:45'18.955

RET 47 J. FARRAGHER (2'03.277)							
Lap	Seg.1	Seg.2	Seg.3	Seg.4	Lap Time	km/h	Local Time
1		36.453	32.487	34.720	2'15.349	174,2	10:30'15.979
2	27.776	34.920	31.765	34.240	2'08.701	175,3	10:32'24.680
3	26.821	34.596	31.541	33.884	2'06.842	176,2	10:34'31.522
4	27.116	34.201	31.551	33.716	2'06.584	173,6	10:36'38.106
5	26.586	33.872	31.274	33.199	2'04.931	177,9	10:38'43.037
6	26.497	33.768	31.949	32.902	2'05.116	158,1	10:40'48.153
7	26.205	33.628	30.974	32.470	2'03.277	175,0	10:42'51.430
Race Time 14'50.800							

RET 93 M. HARDIE (2'02.395)							
Lap	Seg.1	Seg.2	Seg.3	Seg.4	Lap Time	km/h	Local Time
1		36.399	33.018	35.452	2'17.234	168,7	10:30'17.864
2	28.381	35.044	31.971	34.896	2'10.292	172,8	10:32'28.156
3	27.137	34.433	32.117	34.716	2'08.403	172,0	10:34'36.559
4	27.660	34.277	31.788	33.356	2'07.081	168,5	10:36'43.640
5	26.593	33.243	31.211	32.860	2'03.907	172,2	10:38'47.547
6	26.614	33.438	31.510	32.807	2'04.369	173,9	10:40'51.916
7	26.754	33.037	30.644	31.960	2'02.395	172,8	10:42'54.311
Race Time 14'53.681							

RET 82 A. VALENTE (2'05.639)							
Lap	Seg.1	Seg.2	Seg.3	Seg.4	Lap Time	km/h	Local Time
1		39.892	35.678	36.731	2'27.683	169,8	10:30'28.313
2	29.618	37.132	34.117	36.084	2'16.951	171,4	10:32'45.264
3	27.758	35.643	32.965	36.068	2'12.434	171,7	10:34'57.698
4	28.450	36.078	32.505	34.527	2'11.560	170,9	10:37'09.258
5	27.530	35.370	32.677	34.638	2'10.215	169,5	10:39'19.473
6	27.309	34.191	32.114	33.791	2'07.405	170,1	10:41'26.878
7	26.822	34.168	31.748	32.901	2'05.639	171,1	10:43'32.517
Race Time 15'31.887							

RET 75 C. SMITH (2'07.068)							
Lap	Seg.1	Seg.2	Seg.3	Seg.4	Lap Time	km/h	Local Time
1		38.862	34.984	37.149	2'27.295	169,3	10:30'27.925
2	29.834	37.595	33.516	35.348	2'16.293	173,1	10:32'44.218
3	27.851	37.062	32.906	36.678	2'14.497	169,0	10:34'58.715
4	29.500	36.371	32.339	34.826	2'13.036	170,9	10:37'11.751
5	28.020	35.396	32.046	34.140	2'09.602	170,6	10:39'21.353
6	27.599	34.906	31.800	33.908	2'08.213	172,5	10:41'29.566
7	27.303	34.852	31.731	33.182	2'07.068	171,4	10:43'36.634
Race Time 15'36.004							

RET 25 K. KENT (2'06.693)							
Lap	Seg.1	Seg.2	Seg.3	Seg.4	Lap Time	km/h	Local Time
1		38.647	33.536	35.241	2'22.443	162,9	10:30'23.073
2	28.912	36.742	32.960	33.797	2'12.411	167,2	10:32'35.484
3	27.616	36.586	33.939	34.391	2'12.532	170,1	10:34'48.016
4	28.234	36.268	32.663	33.365	2'10.530	171,7	10:36'58.546
5	27.320	35.554	32.378	34.252	2'09.504	172,5	10:39'08.050
6	27.335	34.523	32.590	32.245	2'06.693	172,0	10:41'14.743
Race Time 13'14.113							

RET 22 C. DAWSON (2'01.995)							
Lap	Seg.1	Seg.2	Seg.3	Seg.4	Lap Time	km/h	Local Time
1		34.827	31.825	33.184	2'10.026	173,1	10:30'10.656
2	26.744	33.821	31.239	32.001	2'03.805	175,0	10:32'14.461
3	26.705	33.422	30.797	32.466	2'03.390	174,7	10:34'17.851
4	26.033	34.403	30.781	31.418	2'02.635	174,5	10:36'20.486
5	26.554	33.272	30.700	31.469	2'01.995	175,9	10:38'22.481
Race Time 10'21.851							

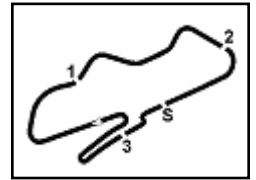
RET 15 C. JONES (2'05.584)							
Lap	Seg.1	Seg.2	Seg.3	Seg.4	Lap Time	km/h	Local Time
1		36.518	32.290	34.490	2'16.015	173,6	10:30'16.645

03/07/2021

P = Pits In/Out - C = Lap Time Cancelled



16



Donington Park 4.023 m

4 / 4

Prosecco DOC UK Round, 2-4 July 2021

Analysis Race 1

Start at 10:28'00.630

2	27.377	34.651	31.881	33.140	2'07.049	176,5	10:32'23.694
3	26.852	34.534	31.419	32.779	2'05.584	170,9	10:34'29.278
Race Time 6'28.648							

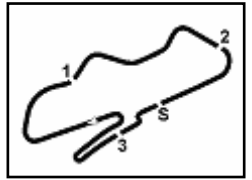
RET 12 L. TURNER (2'06.107)							
Lap	Seg.1	Seg.2	Seg.3	Seg.4	Lap Time	km/h	Local Time
1		36.356	32.612	33.843	2'17.976	172,2	10:30'18.606
2	26.957	34.470	32.038	33.783	2'07.248	172,5	10:32'25.854
3	26.380	34.235	32.122	33.370	2'06.107	176,2	10:34'31.961
Race Time 6'31.331							

RET 77 O. MORGAN-EDWARDS (2'16.945)							
Lap	Seg.1	Seg.2	Seg.3	Seg.4	Lap Time	km/h	Local Time
1		38.937	35.732	36.573	2'28.338	160,0	10:30'28.968
2	29.708	37.518	33.639	36.080	2'16.945	164,4	10:32'45.913
3	28.984	36.469	33.355	46.910	2'25.718P	164,4	10:35'11.631
Race Time 7'11.001							

RET 5 O. JONES (1'59.847)							
Lap	Seg.1	Seg.2	Seg.3	Seg.4	Lap Time	km/h	Local Time
1		33.430	31.444	31.593	2'06.401	175,9	10:30'07.031
2	25.577	32.568	30.780	30.922	1'59.847	172,8	10:32'06.878
Race Time 4'06.248							

RET 98 B. MOFFITT (2'08.512)							
Lap	Seg.1	Seg.2	Seg.3	Seg.4	Lap Time	km/h	Local Time
1		39.206	35.219	34.908	2'25.638	166,1	10:30'26.268
2	28.302	35.173	32.334	32.703	2'08.512	168,7	10:32'34.780
Race Time 4'34.150							

RET 14 J. MCMANUS							
Lap	Seg.1	Seg.2	Seg.3	Seg.4	Lap Time	km/h	Local Time
1		33.919	31.288	32.524	2'07.113	175,9	10:30'07.743
Race Time 2'07.113							



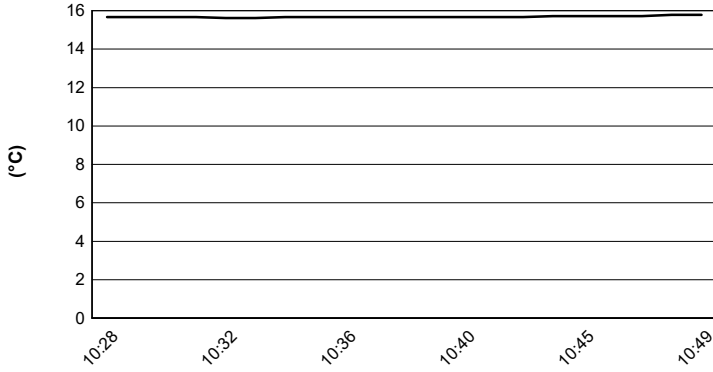
Donington Park 4.023 m

Prosecco DOC UK Round, 2-4 July 2021

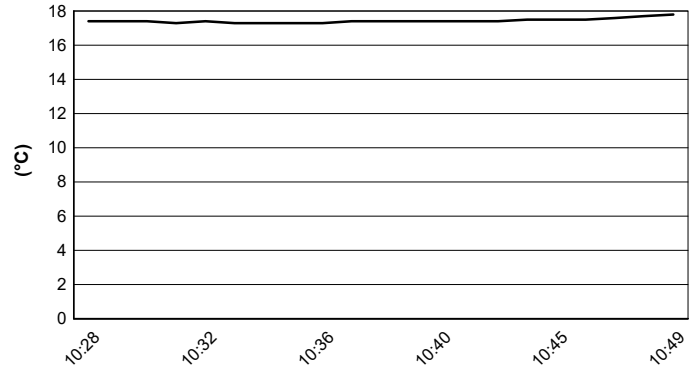
Weather Report Race 1

Session started 10:28 - Session ended 10:50

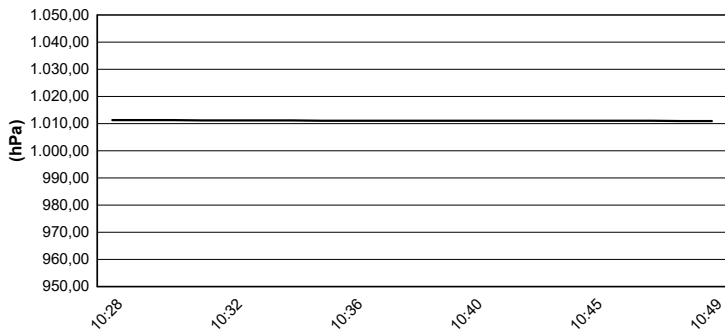
Air Temperature



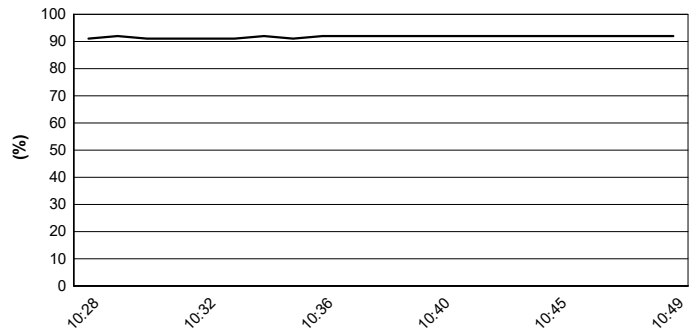
Track Temperature



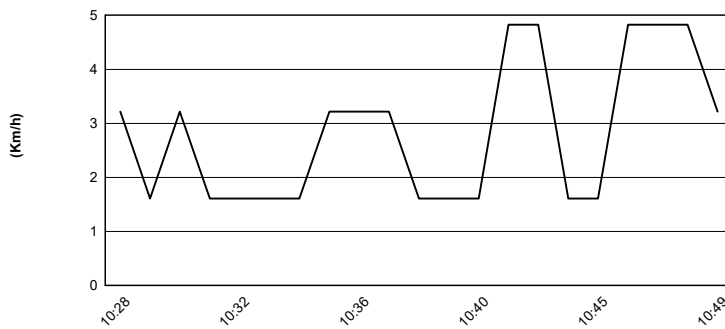
Air Pressure



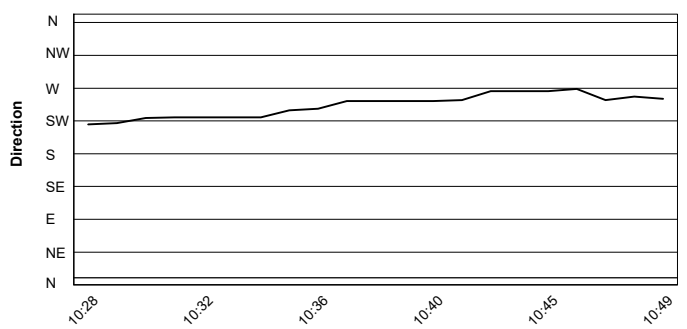
Humidity

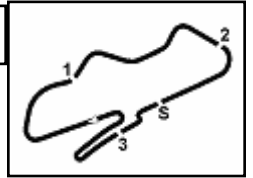


Wind Speed



Wind Direction



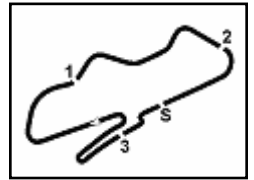


Donington Park 4.023 m

Prosecco DOC UK Round, 2-4 July 2021

Fastest Laps Race 1

	No.	Rider	Nat	Team	Bike	Lap	Time	Gap
1	69	T. BOOTH AMOS	GBR	Heligan Group Kawasaki	Kawasaki	6	1'58.803	
2	5	O. JONES	GBR	Symcirus Motorsport	Kawasaki	2	1'59.847	1.044
3	38	A. DAVIE	GBR	JDF Racing	Kawasaki	7	2'00.201	1.398
4	11	L. ALLEN	GBR	Allen Racing	Yamaha	6	2'00.431	1.628
5	22	C. DAWSON	GBR	MSS Performance	Kawasaki	5	2'01.995	3.192
6	93	M. HARDIE	GBR	Affinity Sports Academy	Kawasaki	7	2'02.395	3.592
7	46	A. BARNES	GBR	BarneyRacing	Yamaha	7	2'03.020	4.217
8	88	E. DUFTON	GBR	Phoenix Race Team & Sports Leisure	Kawasaki	7	2'03.038	4.235
9	47	J. FARRAGHER	GBR	Affinity Sports Academy	Kawasaki	7	2'03.277	4.474
10	52	K. DIXON	GBR	Affinity Sports Academy	Kawasaki	8	2'03.683	4.880
11	90	H. COOK	GBR	Force One Yamaha Racing Team	Yamaha	9	2'03.862	5.059
12	3	L. JONES	GBR	Team 151 RICH Energy	Kawasaki	10	2'04.330	5.527
13	74	F. SMART-WEEDEN	GBR	TAG Racing Ltd	Kawasaki	8	2'04.374	5.571
14	2	J. THOMAS	GBR	3D Racing	Kawasaki	8	2'04.581	5.778
15	99	M. LONGMORE	GBR	Macca Racing	Kawasaki	5	2'04.777	5.974
16	39	C. SELLORS	GBR	Thorneycroft56 Racing	Kawasaki	7	2'05.001	6.198
17	37	J. FERRIS	GBR	Ferris Racing	Kawasaki	8	2'05.085	6.282
18	15	C. JONES	GBR	RICH Energy OMG Racing	Yamaha	3	2'05.584	6.781
19	82	A. VALENTE	GBR	SBX Racing	KTM	7	2'05.639	6.836
20	12	L. TURNER	GBR	Team Evergreen	Kawasaki	3	2'06.107	7.304
21	25	K. KENT	GBR	Platform Hire Racing	Kawasaki	6	2'06.693	7.890
22	24	K. SMITH	GBR	Seb Bulpin Racing	Kawasaki	10	2'06.701	7.898
23	75	C. SMITH	GBR	Seb Bulpin Racing	Kawasaki	7	2'07.068	8.265
24	8	C. MOFFITT	GBR	Team Evergreen	Kawasaki	10	2'08.403	9.600
25	98	B. MOFFITT	GBR	Moffitt Racing	Kawasaki	2	2'08.512	9.709
26	33	D. CONNELL	GBR	DC Racing	Kawasaki	6	2'08.664	9.861
27	23	J. ELLIS	GBR	JPR	Kawasaki	10	2'08.828	10.025
28	21	L. GILBY	GBR	Jalmics Racing	Yamaha	9	2'09.927	11.124
29	42	C. JOHNSON	GBR	Team Evergreen	Kawasaki	7	2'10.185	11.382
30	17	Z. SHELTON	GBR	Team Evergreen	Kawasaki	9	2'11.535	12.732
31	50	F. MCMULLAN	GBR	BD Racing UK	Kawasaki	9	2'11.610	12.807
32	30	C. BROWN	GBR	3D Racing	Kawasaki	9	2'11.791	12.988
33	27	C. BEACH	GBR	The UPVC Shop	Kawasaki	9	2'12.409	13.606
34	71	C. MARCUZZO	GBR	CAM Racing	Kawasaki	9	2'16.437	17.634
35	77	O. MORGAN-EDWARDS	GBR	OME Racing	Kawasaki	2	2'16.945	18.142
36	67	J. STEPHENSON	GBR	Raceways Yamaha	Yamaha	9	2'18.484	19.681



Donington Park 4.023 m

Prosecco DOC UK Round, 2-4 July 2021
Starting Grid - Race 2 (10 Laps x 4,023 km = 40,230 km)

1	1	69 BOOTH AMOS T. Kawasaki	2	5 JONES O. Kawasaki	3	38 DAVIE A. Kawasaki
2	4	11 ALLEN L. Yamaha	5	22 DAWSON C. Kawasaki	6	93 HARDIE M. Kawasaki
3	7	46 BARNES A. Yamaha	8	88 DUFTON E. Kawasaki	9	47 FARRAGHER J. Kawasaki
4	10	52 DIXON K. Kawasaki	11	90 COOK H. Yamaha	12	* 14 MCMANUS J. Kawasaki
5	13	3 JONES L. Kawasaki	14	74 SMART-WEEDEN F. Kawasaki	15	2 THOMAS J. Kawasaki
6	16	99 LONGMORE M. Kawasaki	17	39 SELLORS C. Kawasaki	18	37 FERRIS J. Kawasaki
7	19	15 JONES C. Yamaha	20	82 VALENTE A. KTM	21	12 TURNER L. Kawasaki
8	22	25 KENT K. Kawasaki	23	24 SMITH K. Kawasaki	24	75 SMITH C. Kawasaki
9	25	8 MOFFITT C. Kawasaki	26	98 MOFFITT B. Kawasaki	27	33 CONNELL D. Kawasaki
10	28	23 ELLIS J. Kawasaki	29	21 GILBY L. Yamaha	30	42 JOHNSON C. Kawasaki
11	31	17 SHELTON Z. Kawasaki	32	50 MCMULLAN F. Kawasaki	33	30 BROWN C. Kawasaki
12	34	27 BEACH C. Kawasaki	35	71 MARCUZZO C. Kawasaki	36	77 MORGAN-EDWARDS O Kawasaki
13	37	67 STEPHENSON J. Yamaha	38	56 WILSON B. Kawasaki	39	96 KIRSCH J. Kawasaki
14	40	20 DICKINSON K. Kawasaki				