

Prosecco DOC UK Round, 2-4 July 2021

Results Qualifying

Donington Park 4.023 m

No. Rider	Nat	Team	Bike	Time	Gap	Rel. Laps
1 10 REID Simon	GBR	Simon Reid Racing	Yamaha	1'51.790		12
2 55 VALLELEY Louis	GBR	Code Blue Racing / Team V	Yamaha	1'52.262	0.472	0.472 10
3 7 DELVES Liam	GBR	JR Performance Racing	Kawasaki	1'52.525	0.735	0.263 12
4 41 LEATHERLAND Lynden	GBR	GL Fabrications Racing	Yamaha	1'52.997	1.207	0.472 11
5 15 MCMANUS Eugene	GBR	Affinity Sports Academy	Kawasaki	1'53.134	1.344	0.137 11
6 6 STANLEY George	GBR	Ready4Racing Vision Team	Kawasaki	1'53.160	1.370	0.026 11
7 30 COOK Max	GBR	FS-3 Racing	Kawasaki	1'53.313	1.523	0.153 10
8 71 DRURY Nathan	GBR	Dragon Racing	Kawasaki	1'53.330	1.540	0.017 12
9 21 BROOKS Daniel	GBR	Ready4Racing Vision Team	Kawasaki	1'53.369	1.579	0.039 12
10 14 NIXON Jack	GBR	Santander Salt	Yamaha	1'53.419	1.629	0.050 10
11 19 TALBOT Joe	GBR	JR Performance Racing	Kawasaki	1'53.580	1.790	0.161 12
12 39 BOURNE Franco	GBR	Chris Walker Kawasaki	Kawasaki	1'53.692	1.902	0.112 10
13 91 ALDERSON James	GBR	R Alderson and Sons Racing	Triumph	1'53.804	2.014	0.112 9
14 78 BOWER Matt	GBR	4T2 Racing	Kawasaki	1'54.321	2.531	0.517 12
15 11 LAFFINS Sam	GBR	Sam Laffins Racing / G&S Racing	Kawasaki	1'54.619	2.829	0.298 10
16 28 HARTGROVE Adam	GBR	Adam Hartgrove Racing	Yamaha	1'54.631	2.841	0.012 9
17 3 THOMSON Connor	GBR	Uttilligence / AH Performance	Yamaha	1'55.430	3.640	0.799 10
18 64 DURHAM Asher	GBR	Affinity Sports Academy	Kawasaki	1'55.652	3.862	0.222 11
19 33 FARRER Charlie	GBR	Mortimer Racing / Appleyard Academy	Yamaha	1'55.957	4.167	0.305 10
20 22 CORDEROY Zak	GBR	Binch Racing	Yamaha	1'56.029	4.239	0.072 5
21 69 COYNE Kevin	IRL	Kevin Coyne Racing 64	Kawasaki	1'56.424	4.634	0.395 9
22 25 JONES Lewis	GBR	Lewis Jones Racing	Kawasaki	1'56.588	4.798	0.164 10
23 86 JENNER Owen	GBR	Affinity Sports Academy	Kawasaki	1'56.678	4.888	0.090 10
24 8 HALL Cameron	GBR	Triple M Vehicles Sales	Kawasaki	1'57.488	5.698	0.810 9
25 77 VERWEY Kade	GBR	Team XG Racing	Kawasaki	1'57.577	5.787	0.089 4
26 51 BARRINGTON Kayla	GBR	Slipscreens / TKB Racing	Kawasaki	1'57.599	5.809	0.022 10
27 13 CAMPBELL Jake	GBR	Jake Campbell Racing	Kawasaki	1'58.182	6.392	0.583 11
28 17 ARMSTRONG Kier	GBR	Dan Bones / Lincolnshire Racing Midlands	Kawasaki	1'58.431	6.641	0.249 10
29 4 SMYTH Andrew	GBR	MPW Kawasaki by Blackwater Graphics	Kawasaki	1'58.483	6.693	0.052 11
30 38 OWENS Michael	GBR	R&R Racing	Yamaha	1'58.801	7.011	0.318 10
31 99 BEDNAREK Jack	GBR	CF Motorsport	Yamaha	1'58.915	7.125	0.114 10
32 76 VERWEY Luke	GBR	Team XG Racing	Kawasaki	1'59.829	8.039	0.914 2
33 57 CRUMP Seth	AUS	Affinity Sports Academy	Kawasaki	2'00.036	8.246	0.207 10
34 88 LEIGH Harry	GBR	CVM Motorsport	Kawasaki	2'00.495	8.705	0.459 10
35 37 BULL James	GBR	James Bull Racing	MV Augusta	2'01.593	9.803	1.098 9
36 87 HOPPER Jake	GBR	JMH Racing	Yamaha	2'02.710	10.920	1.117 10
----- Not Qualified -----						
NQ 63 COWARD Josh	GBR	Coward Racing	Kawasaki	2'04.984	13.194	2.274 8
NQ 23 CAIRNS Andrew	GBR	Cairns Racing	Yamaha	2'05.159	13.369	0.175 9
NQ 31 DAVIS Jamie	GBR	Uttilligence / AH Performance	Yamaha	2'05.195	13.405	0.036 1
NQ 56 ATKINS Charlie	GBR	Synergy Racing	Kawasaki			0
NQ 66 SMITH-HALVORSEN Max	GBR	MSS Performance	Kawasaki			0
NQ 72 REYNOLDS Toby	GBR	Eagle Cargo Racing	Yamaha			0

 Qualifying Lap Time (110% of 1'51.790): **2'02.970**

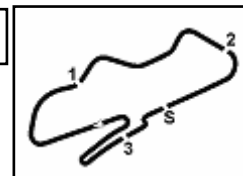
Humidity:	91%	AIR	16°C
Condition:	Wet	Temp:	17°C

03/07/2021

 Start
09:40

 End
10:07

The results are provisional until the end of the time limit for protests and appeals and the completion of the technical checks.

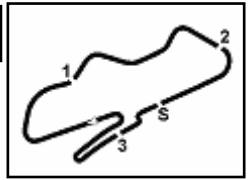


Prosecco DOC UK Round, 2-4 July 2021

Top Speeds Qualifying

BEST LAP			
1	10 REID Simon	Yamaha	1'51.790
2	55 VALLELEY Louis	Yamaha	1'52.262
3	7 DELVES Liam	Kawasaki	1'52.525
4	41 LEATHERLAND Lynden	Yamaha	1'52.997
5	15 MCMANUS Eugene	Kawasaki	1'53.134
6	6 STANLEY George	Kawasaki	1'53.160
7	30 COOK Max	Kawasaki	1'53.313
8	71 DRURY Nathan	Kawasaki	1'53.330
9	21 BROOKS Daniel	Kawasaki	1'53.369
10	14 NIXON Jack	Yamaha	1'53.419
11	19 TALBOT Joe	Kawasaki	1'53.580
12	39 BOURNE Franco	Kawasaki	1'53.692
13	91 ALDERSON James	Triumph	1'53.804
14	78 BOWER Matt	Kawasaki	1'54.321
15	11 LAFFINS Sam	Kawasaki	1'54.619
16	28 HARTGROVE Adam	Yamaha	1'54.631
17	3 THOMSON Connor	Yamaha	1'55.430
18	64 DURHAM Asher	Kawasaki	1'55.652
19	33 FARRER Charlie	Yamaha	1'55.957
20	22 CORDEROY Zak	Yamaha	1'56.029
21	69 COYNE Kevin	Kawasaki	1'56.424
22	25 JONES Lewis	Kawasaki	1'56.588
23	86 JENNER Owen	Kawasaki	1'56.678
24	8 HALL Cameron	Kawasaki	1'57.488
25	77 VERWEY Kade	Kawasaki	1'57.577
26	51 BARRINGTON Kayla	Kawasaki	1'57.599
27	13 CAMPBELL Jake	Kawasaki	1'58.182
28	17 ARMSTRONG Kier	Kawasaki	1'58.431
29	4 SMYTH Andrew	Kawasaki	1'58.483
30	38 OWENS Michael	Yamaha	1'58.801
31	99 BEDNAREK Jack	Yamaha	1'58.915
32	76 VERWEY Luke	Kawasaki	1'59.829
33	57 CRUMP Seth	Kawasaki	2'00.036
34	88 LEIGH Harry	Kawasaki	2'00.495
35	37 BULL James	MV Agusta	2'01.593
36	87 HOPPER Jake	Yamaha	2'02.710
37	63 COWARD Josh	Kawasaki	2'04.984
38	23 CAIRNS Andrew	Yamaha	2'05.159
39	31 DAVIS Jamie	Yamaha	2'05.195
40	56 ATKINS Charlie	Kawasaki	
41	66 SMITH-HALVORSEN Max	Kawasaki	
42	72 REYNOLDS Toby	Yamaha	

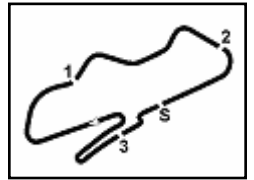
SPEED			
1	41 LEATHERLAND Lynden	Yamaha	221.9
2	6 STANLEY George	Kawasaki	220.9
3	30 COOK Max	Kawasaki	220.5
4	86 JENNER Owen	Kawasaki	220.0
5	15 MCMANUS Eugene	Kawasaki	219.6
6	22 CORDEROY Zak	Yamaha	217.4
7	55 VALLELEY Louis	Yamaha	216.9
8	33 FARRER Charlie	Yamaha	216.9
9	77 VERWEY Kade	Kawasaki	216.5
10	21 BROOKS Daniel	Kawasaki	216.5
11	25 JONES Lewis	Kawasaki	216.1
12	10 REID Simon	Yamaha	216.1
13	69 COYNE Kevin	Kawasaki	215.6
14	19 TALBOT Joe	Kawasaki	214.8
15	7 DELVES Liam	Kawasaki	214.8
16	91 ALDERSON James	Triumph	214.8
17	71 DRURY Nathan	Kawasaki	214.8
18	78 BOWER Matt	Kawasaki	214.8
19	28 HARTGROVE Adam	Yamaha	214.4
20	39 BOURNE Franco	Kawasaki	213.5
21	3 THOMSON Connor	Yamaha	213.5
22	64 DURHAM Asher	Kawasaki	213.1
23	14 NIXON Jack	Yamaha	213.1
24	11 LAFFINS Sam	Kawasaki	212.7
25	8 HALL Cameron	Kawasaki	211.8
26	88 LEIGH Harry	Kawasaki	211.4
27	13 CAMPBELL Jake	Kawasaki	211.0
28	17 ARMSTRONG Kier	Kawasaki	211.0
29	99 BEDNAREK Jack	Yamaha	209.8
30	51 BARRINGTON Kayla	Kawasaki	209.8
31	76 VERWEY Luke	Kawasaki	209.4
32	37 BULL James	MV Agusta	208.1
33	63 COWARD Josh	Kawasaki	206.6
34	57 CRUMP Seth	Kawasaki	205.8
35	4 SMYTH Andrew	Kawasaki	203.4
36	31 DAVIS Jamie	Yamaha	201.5
37	38 OWENS Michael	Yamaha	200.4
38	87 HOPPER Jake	Yamaha	198.2
39	23 CAIRNS Andrew	Yamaha	191.9



Prosecco DOC UK Round, 2-4 July 2021

Top Speeds Qualifying

SEG. 1			SEG. 2			SEG. 3			SEG. 4						
1	7	DELVES Liam	23.649	1	55	VALLELEY Louis	30.757	1	10	REID Simon	27.537	1	39	BOURNE Franco	28.993
2	41	LEATHERLAND Lynden	23.737	2	14	NIXON Jack	30.922	2	15	MCMANUS Eugene	27.928	2	6	STANLEY George	29.153
3	10	REID Simon	23.888	3	21	BROOKS Daniel	31.016	3	7	DELVES Liam	28.022	3	10	REID Simon	29.165
4	6	STANLEY George	23.924	4	7	DELVES Liam	31.147	4	6	STANLEY George	28.058	4	19	TALBOT Joe	29.195
5	14	NIXON Jack	23.937	5	11	LAFFINS Sam	31.167	5	41	LEATHERLAND Lynden	28.079	5	55	VALLELEY Louis	29.331
6	55	VALLELEY Louis	23.961	6	10	REID Simon	31.191	6	55	VALLELEY Louis	28.179	6	15	MCMANUS Eugene	29.368
7	3	THOMSON Connor	23.970	7	30	COOK Max	31.215	7	19	TALBOT Joe	28.211	7	91	ALDERSON James	29.393
8	91	ALDERSON James	23.995	8	15	MCMANUS Eugene	31.246	8	11	LAFFINS Sam	28.232	8	41	LEATHERLAND Lynden	29.407
9	71	DRURY Nathan	24.009	9	71	DRURY Nathan	31.265	9	14	NIXON Jack	28.283	9	78	BOWER Matt	29.416
10	15	MCMANUS Eugene	24.013	10	41	LEATHERLAND Lynden	31.480	10	30	COOK Max	28.302	10	7	DELVES Liam	29.439
11	21	BROOKS Daniel	24.039	11	19	TALBOT Joe	31.579	11	71	DRURY Nathan	28.431	11	30	COOK Max	29.492
12	78	BOWER Matt	24.083	12	39	BOURNE Franco	31.690	12	91	ALDERSON James	28.456	12	71	DRURY Nathan	29.523
13	39	BOURNE Franco	24.093	13	64	DURHAM Asher	31.726	13	21	BROOKS Daniel	28.491	13	28	HARTGROVE Adam	29.556
14	30	COOK Max	24.224	14	78	BOWER Matt	31.752	14	3	THOMSON Connor	28.495	14	69	COYNE Kevin	29.664
15	28	HARTGROVE Adam	24.254	15	91	ALDERSON James	31.762	15	39	BOURNE Franco	28.532	15	21	BROOKS Daniel	29.683
16	11	LAFFINS Sam	24.257	16	3	THOMSON Connor	31.796	16	22	CORDEROY Zak	28.553	16	22	CORDEROY Zak	29.974
17	19	TALBOT Joe	24.340	17	22	CORDEROY Zak	31.827	17	28	HARTGROVE Adam	28.850	17	14	NIXON Jack	30.036
18	64	DURHAM Asher	24.357	18	6	STANLEY George	31.847	18	78	BOWER Matt	28.876	18	33	FARRER Charlie	30.147
19	86	JENNER Owen	24.432	19	51	BARRINGTON Kayla	31.927	19	64	DURHAM Asher	28.884	19	64	DURHAM Asher	30.155
20	22	CORDEROY Zak	24.485	20	28	HARTGROVE Adam	31.971	20	25	JONES Lewis	28.910	20	11	LAFFINS Sam	30.216
21	8	HALL Cameron	24.545	21	86	JENNER Owen	32.092	21	69	COYNE Kevin	28.922	21	3	THOMSON Connor	30.356
22	25	JONES Lewis	24.562	22	33	FARRER Charlie	32.109	22	33	FARRER Charlie	28.926	22	57	CRUMP Seth	30.396
23	33	FARRER Charlie	24.586	23	25	JONES Lewis	32.164	23	51	BARRINGTON Kayla	28.969	23	8	HALL Cameron	30.445
24	69	COYNE Kevin	24.708	24	77	VERWEY Kade	32.193	24	86	JENNER Owen	29.095	24	13	CAMPBELL Jake	30.451
25	77	VERWEY Kade	24.737	25	69	COYNE Kevin	32.345	25	77	VERWEY Kade	29.149	25	86	JENNER Owen	30.455
26	38	OWENS Michael	24.868	26	13	CAMPBELL Jake	32.496	26	8	HALL Cameron	29.439	26	17	ARMSTRONG Kier	30.772
27	4	SMYTH Andrew	25.137	27	99	BEDNAREK Jack	32.534	27	4	SMYTH Andrew	29.538	27	38	OWENS Michael	30.804
28	88	LEIGH Harry	25.147	28	4	SMYTH Andrew	32.578	28	17	ARMSTRONG Kier	29.538	28	77	VERWEY Kade	30.875
29	99	BEDNAREK Jack	25.188	29	17	ARMSTRONG Kier	32.672	29	99	BEDNAREK Jack	29.619	29	25	JONES Lewis	30.907
30	17	ARMSTRONG Kier	25.307	30	37	BULL James	32.725	30	38	OWENS Michael	29.721	30	4	SMYTH Andrew	30.982
31	76	VERWEY Luke	25.426	31	38	OWENS Michael	32.843	31	13	CAMPBELL Jake	29.799	31	51	BARRINGTON Kayla	31.095
32	13	CAMPBELL Jake	25.436	32	76	VERWEY Luke	32.928	32	88	LEIGH Harry	29.915	32	99	BEDNAREK Jack	31.296
33	51	BARRINGTON Kayla	25.555	33	8	HALL Cameron	32.946	33	76	VERWEY Luke	29.963	33	87	HOPPER Jake	31.305
34	57	CRUMP Seth	25.610	34	57	CRUMP Seth	33.178	34	37	BULL James	30.123	34	76	VERWEY Luke	31.331
35	87	HOPPER Jake	25.795	35	88	LEIGH Harry	33.459	35	63	COWARD Josh	30.130	35	88	LEIGH Harry	31.547
36	37	BULL James	25.803	36	23	CAIRNS Andrew	34.154	36	57	CRUMP Seth	30.415	36	37	BULL James	31.654
37	23	CAIRNS Andrew	25.962	37	87	HOPPER Jake	34.449	37	31	DAVIS Jamie	30.536	37	63	COWARD Josh	32.319
38	63	COWARD Josh	26.359	38	31	DAVIS Jamie	34.987	38	87	HOPPER Jake	30.585	38	31	DAVIS Jamie	32.503
39	31	DAVIS Jamie	27.169	39	63	COWARD Josh	35.101	39	23	CAIRNS Andrew	31.373	39	23	CAIRNS Andrew	33.102



Donington Park 4.023 m

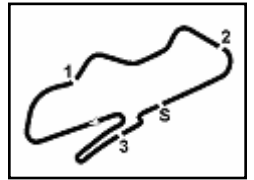
1 / 2

Prosecco DOC UK Round, 2-4 July 2021

Ideal Times Qualifying

No.	Rider	Bike	Seg. 1	Seg. 2	Seg. 3	Seg. 4	Ideal Time		
			Diff. 1	Diff. 2	Diff. 3	Diff. 4	Best Lap	Pos.	Diff.
1	10 REID S. (GBR)	Yamaha	23.888 +0.009	31.191	27.537	29.165	1'51.781 1'51.790	1	0.009
2	55 VALLELEY L. (GBR)	Yamaha	23.961	30.757 +0.034	28.179	29.331	1'52.228 1'52.262	2	0.034
3	7 DELVES L. (GBR)	Kawasaki	23.649 +0.268	31.147	28.022	29.439	1'52.257 1'52.525	3	0.268
4	15 MCMANUS E. (GBR)	Kawasaki	24.013	31.246	27.928	29.368 +0.579	1'52.555 1'53.134	5	0.579
5	41 LEATHERLAND L. (GBR)	Yamaha	23.737 +0.072	31.480 +0.070	28.079 +0.152	29.407	1'52.703 1'52.997	4	0.294
6	6 STANLEY G. (GBR)	Kawasaki	23.924	31.847 +0.175	28.058	29.153 +0.003	1'52.982 1'53.160	6	0.178
7	14 NIXON J. (GBR)	Yamaha	23.937 +0.241	30.922	28.283	30.036	1'53.178 1'53.419	10	0.241
8	71 DRURY N. (GBR)	Kawasaki	24.009	31.265	28.431 +0.102	29.523	1'53.228 1'53.330	8	0.102
9	21 BROOKS D. (GBR)	Kawasaki	24.039 +0.140	31.016	28.491	29.683	1'53.229 1'53.369	9	0.140
10	30 COOK M. (GBR)	Kawasaki	24.224 +0.069	31.215 +0.011	28.302	29.492	1'53.233 1'53.313	7	0.080
11	39 BOURNE F. (GBR)	Kawasaki	24.093	31.690 +0.089	28.532 +0.295	28.993	1'53.308 1'53.692	12	0.384
12	19 TALBOT J. (GBR)	Kawasaki	24.340 +0.022	31.579	28.211 +0.233	29.195	1'53.325 1'53.580	11	0.255
13	91 ALDERSON J. (GBR)	Triumph	23.995	31.762 +0.198	28.456	29.393	1'53.606 1'53.804	13	0.198
14	11 LAFFINS S. (GBR)	Kawasaki	24.257 +0.747	31.167	28.232	30.216	1'53.872 1'54.619	15	0.747
15	78 BOWER M. (GBR)	Kawasaki	24.083 +0.194	31.752	28.876	29.416	1'54.127 1'54.321	14	0.194
16	3 THOMSON C. (GBR)	Yamaha	23.970	31.796 +0.736	28.495 +0.077	30.356	1'54.617 1'55.430	17	0.813
17	28 HARTGROVE A. (GBR)	Yamaha	24.254	31.971	28.850	29.556	1'54.631 1'54.631	16	
18	22 CORDEROY Z. (GBR)	Yamaha	24.485 +0.692	31.827 +0.498	28.553	29.974	1'54.839 1'56.029	20	1.190
19	64 DURHAM A. (GBR)	Kawasaki	24.357 +0.347	31.726	28.884 +0.183	30.155	1'55.122 1'55.652	18	0.530
20	69 COYNE K. (IRL)	Kawasaki	24.708	32.345 +0.278	28.922	29.664 +0.507	1'55.639 1'56.424	21	0.785
21	33 FARRER C. (GBR)	Yamaha	24.586	32.109	28.926 +0.189	30.147	1'55.768 1'55.957	19	0.189
22	86 JENNER O. (GBR)	Kawasaki	24.432	32.092 +0.345	29.095 +0.259	30.455	1'56.074 1'56.678	23	0.604
23	25 JONES L. (GBR)	Kawasaki	24.562	32.164	28.910	30.907 +0.045	1'56.543 1'56.588	22	0.045
24	77 VERWEY K. (GBR)	Kawasaki	24.737 +0.348	32.193 +0.171	29.149	30.875 +0.104	1'56.954 1'57.577	25	0.623
25	8 HALL C. (GBR)	Kawasaki	24.545	32.946	29.439 +0.082	30.445 +0.031	1'57.375 1'57.488	24	0.113
26	51 BARRINGTON K. (GBR)	Kawasaki	25.555 +0.053	31.927	28.969	31.095	1'57.546 1'57.599	26	0.053
27	13 CAMPBELL J. (GBR)	Kawasaki	25.436	32.496	29.799	30.451	1'58.182 1'58.182	27	
28	4 SMYTH A. (GBR)	Kawasaki	25.137	32.578 +0.040	29.538 +0.208	30.982	1'58.235 1'58.483	29	0.248
29	38 OWENS M. (GBR)	Yamaha	24.868	32.843	29.721 +0.311	30.804 +0.254	1'58.236 1'58.801	30	0.565
30	17 ARMSTRONG K. (GBR)	Kawasaki	25.307 +0.142	32.672	29.538	30.772	1'58.289 1'58.431	28	0.142
31	99 BEDNAREK J. (GBR)	Yamaha	25.188 +0.027	32.534 +0.251	29.619	31.296	1'58.637 1'58.915	31	0.278
32	57 CRUMP S. (AUS)	Kawasaki	25.610	33.178	30.415 +0.102	30.396 +0.335	1'59.599 2'00.036	33	0.437
33	76 VERWEY L. (GBR)	Kawasaki	25.426 +0.181	32.928	29.963	31.331	1'59.648 1'59.829	32	0.181

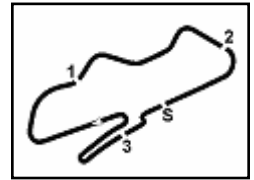
03/07/2021


 Donington Park 4.023 m
2 / 2

Prosecco DOC UK Round, 2-4 July 2021

Ideal Times Qualifying

No. Rider	Bike	Seg. 1	Seg. 2	Seg. 3	Seg. 4	Ideal Time		
		Diff. 1	Diff. 2	Diff. 3	Diff. 4	Best Lap	Pos.	Diff.
34 88 LEIGH H. (GBR)	Kawasaki	25.147 +0.427	33.459	29.915	31.547	2'00.068 2'00.495	34	0.427
35 37 BULL J. (GBR)	MV Agusta	25.803 +0.025	32.725	30.123 +0.785	31.654 +0.478	2'00.305 2'01.593	35	1.288
36 87 HOPPER J. (GBR)	Yamaha	25.795 +0.228	34.449 +0.348	30.585	31.305	2'02.134 2'02.710	36	0.576
37 63 COWARD J. (GBR)	Kawasaki	26.359 +0.310	35.101 +0.765	30.130	32.319	2'03.909 2'04.984	37	1.075
38 23 CAIRNS A. (GBR)	Yamaha	25.962	34.154	31.373 +0.261	33.102 +0.307	2'04.591 2'05.159	38	0.568
39 31 DAVIS J. (GBR)	Yamaha	27.169	34.987	30.536	32.503	2'05.195 2'05.195	39	
56 ATKINS C. (GBR)	Kawasaki							
66 SMITH-HALVORSEN M	Kawasaki							
72 REYNOLDS T. (GBR)	Yamaha							
Overall Ideal Time		23.649	30.757	27.537	28.993	1'50.936		



Prosecco DOC UK Round, 2-4 July 2021

Analysis Qualifying

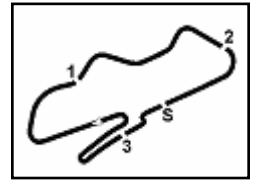
1° 10 S. REID (1'51.790)								5° 15 E. MCMANUS (1'53.134)							
Lap	Seg.1	Seg.2	Seg.3	Seg.4	Lap Time	km/h	Local Time	Lap	Seg.1	Seg.2	Seg.3	Seg.4	Lap Time	km/h	Local Time
1		35.078	30.763	31.225		198,2	9:42'34.167	1		35.075	30.595	32.326		211,8	9:42'10.596
2	25.486	33.183	29.084	32.117	1'59.870	195,0	9:44'34.037	2	25.130	32.572	29.679	31.414	1'58.795	213,1	9:44'09.391
3	25.494	32.941	28.836	30.867	1'58.138	211,0	9:46'32.175	3	24.952	31.623	29.308	30.596	1'56.479	209,8	9:46'05.870
4	25.379	31.748	28.484	30.137	1'55.748	210,2	9:48'27.923	4	24.782	31.919	28.668	29.929	1'55.298	217,4	9:48'01.168
5	24.320	31.600	28.232	30.065	1'54.217	211,4	9:50'22.140	5	25.533	33.471	29.506	30.183	1'58.693	209,4	9:49'59.861
6	24.187	31.804	28.367	29.932	1'54.290	214,8	9:52'16.430	6	24.422	31.796	28.316	29.489	1'54.023	217,4	9:51'53.884
7	24.115	31.920	27.826	29.701	1'53.562	216,1	9:54'09.992	7	24.013	31.246	27.928	29.947	1'53.134	219,6	9:53'47.018
8	24.131	31.851	27.797	29.267	1'53.046	215,2	9:56'03.038	8	24.489	31.938	28.590	29.794	1'54.811	216,1	9:55'41.829
9	23.888	31.195	27.788	29.476	1'52.347	215,6	9:57'55.385	9	24.536	31.789	28.784	30.286	1'55.395	214,4	9:57'37.224
10	23.897	31.191	27.537	29.165	1'51.790	214,4	9:59'47.175	10	24.144	31.474	28.469	29.967	1'54.054	216,5	9:59'31.278
11	24.548	31.935	28.513	30.311	1'55.307	210,6	10:01'42.482	11	24.135	31.504	28.201	29.368	1'53.208	217,8	10:01'24.486
12	25.157	32.487	29.650	31.102	1'58.396	200,0	10:03'40.878	12	24.799	34.557	31.459	39.351	2'10.166P	197,1	10:03'34.652
13	25.985	33.700	29.582	35.395	2'04.662P	204,2	10:05'45.540								

2° 55 L. VALLELEY (1'52.262)								6° 6 G. STANLEY (1'53.160)							
Lap	Seg.1	Seg.2	Seg.3	Seg.4	Lap Time	km/h	Local Time	Lap	Seg.1	Seg.2	Seg.3	Seg.4	Lap Time	km/h	Local Time
1		34.632	31.045	31.492		195,3	9:42'34.842	1		38.001	30.994	31.901		205,0	9:42'14.170
2	24.975	33.688	29.233	31.731	1'59.627	211,4	9:44'34.469	2	25.822	34.592	29.298	30.318	2'00.030	216,9	9:44'14.200
3	25.108	33.001	29.288	30.790	1'58.187	205,0	9:46'32.656	3	25.474	34.454	29.093	30.565	1'59.586	216,9	9:46'13.786
4	25.306	32.579	29.554	30.119	1'57.558	209,0	9:48'30.214	4	25.395	34.300	29.212	30.566	1'59.473	212,7	9:48'13.259
5	24.438	31.636	28.380	30.006	1'54.460	214,4	9:50'24.674	5	24.506	33.529	29.004	29.752	1'56.791	217,4	9:50'10.050
6	24.310	32.139	28.537	29.731	1'54.717	211,4	9:52'19.391	6	25.288	33.946	28.961	31.244	1'59.439	217,8	9:52'09.489
7	23.961	30.791	28.179	29.331	1'52.262	216,9	9:54'11.653	7	24.246	32.623	28.853	29.700	1'55.422	217,8	9:54'04.911
8	24.119	30.757	28.590	29.579	1'53.045	216,1	9:56'04.698	8	24.368	32.364	28.417	29.153	1'54.302	219,1	9:55'59.213
9	24.698	31.503	28.807	29.554	1'54.562	214,4	9:57'59.260	9	23.924	32.022	28.058	29.156	1'53.160	220,0	9:57'52.373
10	24.157	31.993	30.849	38.535	2'05.534P	173,1	10:00'04.794	10	24.069	31.847	28.228	29.601	1'53.745	220,9	9:59'46.118
11	4'57.775	40.255	34.989	37.586	6'50.605P	169,3	10:06'55.399	11	24.666	32.978	29.199	30.315	1'57.158	216,1	10:01'43.276
12								12	27.170	36.770	32.169	39.784	2'15.893P	192,9	10:03'59.169

3° 7 L. DELVES (1'52.525)								7° 30 M. COOK (1'53.313)							
Lap	Seg.1	Seg.2	Seg.3	Seg.4	Lap Time	km/h	Local Time	Lap	Seg.1	Seg.2	Seg.3	Seg.4	Lap Time	km/h	Local Time
1		37.129	32.204	34.171		181,5	9:42'28.268	1		35.603	31.089	32.445		196,4	9:43'11.832
2	25.951	34.324	30.596	31.303	2'02.174	207,3	9:44'30.442	2	26.173	33.525	29.224	30.698	1'59.620	217,4	9:45'11.452
3	25.256	33.084	29.825	30.579	1'58.744	204,6	9:46'29.186	3	25.226	32.516	28.962	30.580	1'57.284	219,1	9:47'08.736
4	24.788	32.483	29.305	30.364	1'56.940	206,6	9:48'26.126	4	25.599	33.660	30.503	32.558	2'02.320	188,8	9:49'11.056
5	24.530	32.125	28.896	30.474	1'56.025	210,2	9:50'22.151	5	24.610	32.726	29.204	29.979	1'56.519	214,4	9:51'07.575
6	24.444	31.812	28.694	30.080	1'55.030	211,8	9:52'17.181	6	24.599	31.774	28.433	29.675	1'54.481	220,0	9:53'02.056
7	23.944	31.796	28.209	29.873	1'53.822	214,8	9:54'11.003	7	24.859	31.937	28.620	29.542	1'54.958	220,0	9:54'57.014
8	23.935	31.311	28.213	29.757	1'53.216	214,4	9:56'04.219	8	24.722	31.215	28.586	29.708	1'54.231	220,5	9:56'51.245
9	23.917	31.147	28.022	29.439	1'52.525	214,8	9:57'56.744	9	24.293	31.226	28.302	29.492	1'53.313	218,7	9:58'44.558
10	23.649	31.253	28.193	29.777	1'52.872	212,7	9:59'49.616	10	24.224	31.482	29.155	29.750	1'54.611	213,1	10:00'39.169
11	23.754	32.172	29.016	30.687	1'55.629	204,2	10:01'45.245	11	24.617	32.376	30.940	37.445	2'05.378P	204,2	10:02'44.547
12	25.445	34.465	30.309	31.456	2'01.675	196,4	10:03'46.920								
13	25.553	33.530	30.532	32.516	2'02.131	190,2	10:05'49.051								

4° 41 L. LEATHERLAND (1'52.997)								8° 71 N. DRURY (1'53.330)							
Lap	Seg.1	Seg.2	Seg.3	Seg.4	Lap Time	km/h	Local Time	Lap	Seg.1	Seg.2	Seg.3	Seg.4	Lap Time	km/h	Local Time
1		36.854	31.976	34.113		202,3	9:42'19.210	1		36.940	31.597	32.858		199,3	9:42'14.365
2	26.390	34.660	30.047	32.275	2'03.372	210,6	9:44'22.582	2	26.003	34.379	29.447	30.707	2'00.536	210,2	9:44'14.901
3	25.287	33.064	29.510	31.335	1'59.196	210,6	9:46'21.778	3	25.876	34.863	29.160	30.477	2'00.376	203,4	9:46'15.277
4	25.103	32.741	29.247	30.531	1'57.622	213,9	9:48'19.400	4	25.009	32.904	29.049	30.935	1'57.897	206,6	9:48'13.174
5	24.537	31.897	28.886	30.448	1'55.768	214,4	9:50'15.168	5	25.377	32.981	29.900	30.399	1'58.657	214,4	9:50'11.831
6	24.372	32.188	29.579	30.294	1'56.433	213,5	9:52'11.601	6	24.538	33.218	29.123	30.505	1'57.384	211,4	9:52'09.215
7	23.887	31.480	28.467	29.766	1'53.600	218,3	9:54'05.201	7	24.272	31.546	28.583	30.155	1'54.556	213,9	9:54'03.771
8	24.405	32.373	28.361	29.712	1'54.851	219,6	9:56'00.052	8	24.459	31.357	28.607	29.739	1'54.162	214,4	9:55'57.933
9	23.809	31.550	28.231	29.407	1'52.997	221,9	9:57'53.049	9	24.009	31.265	28.533	29.523	1'53.330	214,4	9:57'51.263
10	23.737	31.738	28.295	34.593	1'58.363P	204,6	9:59'51.412	10	24.062	31.775	28.431	29.898	1'54.166	214,8	9:59'45.429
11	42.787	31.855	28.079	29.985	2'12.706P	214,8	10:02'04.118	11	24.916	32.427	29.088	31.213	1'57.644	205,4	10:01'43.073
12	27.646	38.410	31.993	35.480	2'13.529P	182,7	10:04'17.647	12	25.244	33.667	29.838	30.731	1'59.480	206,6	10:03'42.553
								13	26.486	36.092	31.004	31.925	2'05.507	200,0	10:05'48.060

9° 21 D. BROOKS (1'53.369)							
Lap	Seg.1	Seg.2	Seg.3	Seg.4	Lap Time	km/h	Local Time
1							
2							
3							
4							
5							
6							
7							
8							
9							
10							
11							
12							
13							



Donington Park 4.023 m

2 / 5

Prosecco DOC UK Round, 2-4 July 2021

Analysis Qualifying

1		37.175	32.194	33.334		187,2	9:42'17.165	4	24.428	32.012	28.853	30.163	1'55.456	214,8	9:54'34.702
2	25.738	33.810	30.397	32.068	2'02.013	203,1	9:44'19.178	5	25.122	32.442	28.753	29.582	1'55.899	213,5	9:56'30.601
3	24.987	32.558	29.722	31.373	1'58.640	212,7	9:46'17.818	6	24.336	31.762	28.723	29.712	1'54.533	213,9	9:58'25.134
4	25.431	32.400	29.109	30.741	1'57.681	213,9	9:48'15.499	7	23.995	31.960	28.456	29.393	1'53.804	214,4	10:00'18.938
5	24.335	32.083	29.217	30.217	1'55.852	216,1	9:50'11.351	8	24.187	31.768	28.661	29.768	1'54.384	213,5	10:02'13.322
6	24.333	33.802	28.987	30.280	1'57.402	216,5	9:52'08.753	9	24.521	32.879	29.435	30.065	1'56.900	210,2	10:04'10.222
7	24.303	31.596	28.774	29.954	1'54.627	216,1	9:54'03.380	10	24.748	33.271	29.640	30.262	1'57.921	209,4	10:06'08.143
8	24.308	31.350	28.538	29.721	1'53.917	215,6	9:55'57.297								
9	24.179	31.016	28.491	29.683	1'53.369	216,5	9:57'50.666								
10	24.039	31.026	28.500	30.920	1'54.485	216,5	9:59'45.151								
11	24.876	32.408	29.171	30.749	1'57.204	213,1	10:01'42.355								
12	25.558	33.329	29.593	31.448	1'59.928	211,0	10:03'42.283								
13	26.390	36.674	32.998	33.406	2'09.468	193,6	10:05'51.751								

10° 14 J. NIXON (1'53.419)							
Lap	Seg.1	Seg.2	Seg.3	Seg.4	Lap Time	km/h	Local Time
1		40.671	32.813	35.040		178,2	9:42'29.798
2	26.867	33.679	30.562	32.787	2'03.895	195,7	9:44'33.693
3	25.620	32.898	29.435	31.988	1'59.941	198,6	9:46'33.634
4	25.396	32.467	29.338	32.336	1'59.537	203,1	9:48'33.171
5	25.674	32.073	29.062	31.387	1'58.196	203,8	9:50'31.367
6	24.089	31.823	29.094	30.841	1'55.847	203,1	9:52'27.214
7	24.168	31.906	28.926	31.302	1'56.302	208,5	9:54'23.516
8	24.238	32.845	28.574	30.989	1'56.646	213,1	9:56'20.162
9	24.178	30.922	28.283	30.036	1'53.419	212,7	9:58'13.581
10	23.937	31.265	28.303	30.348	1'53.853	207,7	10:00'07.434
11	24.172	31.385	28.868	30.715	1'55.140	208,1	10:02'02.574

11° 19 J. TALBOT (1'53.580)							
Lap	Seg.1	Seg.2	Seg.3	Seg.4	Lap Time	km/h	Local Time
1		38.107	31.751	33.300		195,3	9:42'15.549
2	25.746	34.353	29.719	31.204	2'01.022	207,7	9:44'16.571
3	24.954	33.923	29.028	30.480	1'58.385	209,4	9:46'14.956
4	24.928	33.093	29.034	29.968	1'57.023	208,1	9:48'11.979
5	24.588	32.724	28.691	30.324	1'56.327	209,0	9:50'08.306
6	24.398	32.607	28.601	29.959	1'55.565	209,4	9:52'03.871
7	24.340	31.877	28.211	30.300	1'54.728	214,8	9:53'58.599
8	24.967	32.163	28.271	29.479	1'54.880	214,8	9:55'53.479
9	24.362	31.579	28.444	29.195	1'53.580	213,9	9:57'47.059
10	24.433	32.695	29.418	34.862	2'01.408P	209,4	9:59'48.467
11	57.124	32.631	29.084	30.168	2'29.007P	207,7	10:02'17.474
12	25.106	33.040	29.508	30.564	1'58.218	205,8	10:04'15.692
13	25.809	35.303	32.960	33.427	2'07.499	194,3	10:06'23.191

12° 39 F. BOURNE (1'53.692)							
Lap	Seg.1	Seg.2	Seg.3	Seg.4	Lap Time	km/h	Local Time
1		37.940	32.376	32.223		173,6	9:42'46.248
2	26.011	33.904	30.415	30.957	2'01.287	185,9	9:44'47.535
3	25.333	33.046	29.882	31.608	1'59.869	192,9	9:46'47.404
4	26.546	33.095	29.523	30.295	1'59.459	195,0	9:48'46.863
5	25.332	32.749	28.916	30.448	1'57.445	213,5	9:50'44.308
6	24.714	32.543	29.021	29.550	1'55.828	211,0	9:52'40.136
7	24.213	31.953	29.088	29.669	1'54.923	199,3	9:54'35.059
8	24.849	33.002	28.855	29.358	1'56.064	205,0	9:56'31.123
9	24.236	31.690	28.532	30.220	1'54.678	203,8	9:58'25.801
10	24.093	31.779	28.827	28.993	1'53.692	211,0	10:00'19.493
11	25.673	36.728	31.681	43.529	2'17.611P	186,9	10:02'37.104

13° 91 J. ALDERSON (1'53.804)							
Lap	Seg.1	Seg.2	Seg.3	Seg.4	Lap Time	km/h	Local Time
1		34.244	31.018	33.613		203,1	9:48'45.287
2	25.169	32.894	29.368	31.285	1'58.716	213,9	9:50'44.003
3	24.625	31.908	28.891	29.819	1'55.243	213,1	9:52'39.246

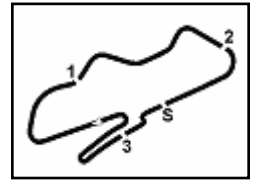
14° 78 M. BOWER (1'54.321)							
Lap	Seg.1	Seg.2	Seg.3	Seg.4	Lap Time	km/h	Local Time
1			37.485	32.025	33.184	189,5	9:42'16.138
2	25.922	34.310	30.460	31.420	2'02.112	203,1	9:44'18.250
3	25.106	33.120	30.097	31.511	1'59.834	209,0	9:46'18.084
4	25.390	33.409	29.911	30.524	1'59.234	207,7	9:48'17.318
5	24.923	32.528	29.260	30.029	1'56.740	214,4	9:50'14.058
6	24.689	32.592	29.248	29.796	1'56.325	213,9	9:52'10.383
7	24.143	32.187	29.162	29.730	1'55.222	213,9	9:54'05.605
8	24.827	32.880	30.464	30.767	1'58.938	203,4	9:56'04.543
9	24.602	32.006	29.103	29.747	1'55.458	213,5	9:58'00.001
10	24.277	31.752	28.876	29.416	1'54.321	204,2	9:59'54.322
11	24.083	31.815	29.336	30.372	1'55.606	214,8	10:01'49.928
12	26.738	34.939	31.916	31.430	2'05.023	190,8	10:03'54.951
13	24.671	33.383	32.440	33.319	2'03.813	197,5	10:05'58.764

15° 11 S. LAFFINS (1'54.619)							
Lap	Seg.1	Seg.2	Seg.3	Seg.4	Lap Time	km/h	Local Time
1			34.145	32.972	34.264	C 207,3	9:43'29.014
2	25.657	33.517	30.914	32.245	2'02.333	177,0	9:45'31.347
3	26.863	33.517	29.553	30.902	2'00.835	205,0	9:47'32.182
4	24.595	32.123	29.293	30.827	1'56.838	202,3	9:49'29.020
5	24.925	32.379	29.105	30.965	1'57.374	206,6	9:51'26.394
6	24.590	31.845	29.158	30.480	1'56.073	210,2	9:53'22.467
7	24.430	32.313	29.046	31.062	1'56.851	212,7	9:55'19.318
8	24.257	31.599	28.628	36.640	2'01.124P	212,7	9:57'20.442
9	1'31.278	31.613	29.057	30.906	3'02.854P	205,4	10:00'23.296
10	25.004	31.167	28.232	30.216	1'54.619	208,1	10:02'17.915
11	25.709	36.467	31.869	39.666	2'13.711P	187,2	10:04'31.626

16° 28 A. HARTGROVE (1'54.631)							
Lap	Seg.1	Seg.2	Seg.3	Seg.4	Lap Time	km/h	Local Time
1			36.231	32.628	32.802	195,3	9:42'55.268
2	25.952	34.279	30.479	31.275	2'01.985	205,4	9:44'57.253
3	25.327	33.589	30.356	30.987	2'00.259	201,9	9:46'57.512
4	25.345	33.258	30.039	30.819	1'59.461	208,1	9:48'56.973
5	24.972	32.788	29.777	30.781	1'58.318	209,4	9:50'55.291
6	24.594	32.713	29.360	30.191	1'56.858	213,1	9:52'52.149
7	24.566	32.288	29.178	29.746	1'55.778	213,5	9:54'47.927
8	24.996	32.248	29.320	30.012	1'56.576	204,6	9:56'44.503
9	24.254	31.971	28.850	29.556	1'54.631	214,4	9:58'39.134
10	27.376	33.459	30.302	35.776	2'06.913P	197,8	10:00'46.047

17° 3 C. THOMSON (1'55.430)							
Lap	Seg.1	Seg.2	Seg.3	Seg.4	Lap Time	km/h	Local Time
1			38.041	34.341	35.074	162,6	9:42'25.654
2	27.042	35.590	30.928	32.273	2'05.833	198,6	9:44'31.487
3	25.252	33.164	29.798	31.007	1'59.221	208,5	9:46'30.708
4	24.526	31.869	29.086	31.073	1'56.554	206,9	9:48'27.262
5	24.607	32.854	29.505	30.476	1'57.442	210,2	9:50'24.704
6	24.624	34.290	29.459	29.527	2'00.320	210,2	9:52'25.024
7	24.225	32.055	28.994	30.742	1'56.016	212,7	9:54'21.040
8	24.255	32.145	28.772	30.370	1'55.542	213,1	9:56'16.582
9	23.970	32.532	28.572	30.356	1'55.430	213,5	9:58'12.012
10	24.289	31.922	28.708	30.894	1'55.813	212,7	10:00'07.825

03/07/2021 P = Pits In/Out - C = Lap Time Cancelled



Donington Park 4.023 m

3 / 5

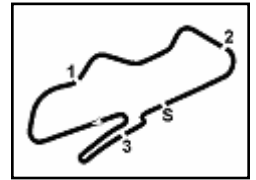
Prosecco DOC UK Round, 2-4 July 2021

Analysis Qualifying

11	24.621	31.796	28.495	30.816	1'55.728	211,8	10:02'03.553	8	25.035	32.569	29.571	30.907	1'58.082	209,8	9:57'39.204
								9	24.562	32.164	28.910	30.952	1'56.588	216,1	9:59'35.792
								10	24.850	32.643	29.562	31.107	1'58.162	211,0	10:01'33.954
								11	25.844	33.376	29.788	31.043	2'00.051	203,8	10:03'34.005
18° 64 A. DURHAM (1'55.652)															
Lap	Seg.1	Seg.2	Seg.3	Seg.4	Lap Time	km/h	Local Time								
1		33.873	30.464	32.710		198,6	9:42'36.875								
2	25.313	32.935	30.223	30.892	1'59.363	206,6	9:44'36.238								
3	24.765	32.619	29.378	30.806	1'57.568	199,7	9:46'33.806								
4	25.715	32.330	29.461	31.610	1'59.116	191,9	9:48'32.922								
5	25.223	31.913	28.884	30.952	1'56.972	213,1	9:50'29.894								
6	24.723	31.869	29.118	30.470	1'56.180	202,3	9:52'26.074								
7	24.357	32.102	29.341	40.519	2'06.319P	201,9	9:54'32.393								
8	2'30.840	33.019	29.588	34.096	4'07.543P	211,4	9:58'39.936								
9	24.704	31.726	29.067	30.155	1'55.652	212,7	10:00'35.588								
10	24.778	32.418	30.418	32.757	2'00.371	200,4	10:02'35.959								
11	26.600	38.272	32.273	38.289	2'15.434	178,8	10:04'51.393								
12	30.843	37.645	36.758	44.377	2'29.623P	169,3	10:07'21.016								
23° 86 O. JENNER (1'56.678)															
Lap	Seg.1	Seg.2	Seg.3	Seg.4	Lap Time	km/h	Local Time								
1			38.011	33.662	35.948		204,2	9:43'02.477							
2	27.574	36.783	31.989	34.857	2'11.203	200,0	9:45'13.680								
3	26.275	34.804	31.628	33.182	2'05.889	210,6	9:47'19.569								
4	26.063	34.206	30.821	32.449	2'03.539	211,4	9:49'23.108								
5	25.005	33.237	30.132	31.289	1'59.663	216,1	9:51'22.771								
6	25.203	33.831	30.979	31.410	2'01.423	195,0	9:53'24.194								
7	25.620	32.404	29.095	31.224	1'58.343	219,1	9:55'22.537								
8	24.711	32.092	29.460	30.739	1'57.002	220,0	9:57'19.539								
9	24.432	32.437	29.354	30.455	1'56.678	216,1	9:59'16.217								
10	24.854	32.751	29.634	30.858	1'58.097	213,9	10:01'14.314								
11	25.228	34.740	30.141	37.850	2'07.959P	214,8	10:03'22.273								
24° 8 C. HALL (1'57.488)															
Lap	Seg.1	Seg.2	Seg.3	Seg.4	Lap Time	km/h	Local Time								
1			38.922	34.064	34.610	188,8	9:42'24.209								
2	28.235	36.088	31.925	34.786	2'11.034	196,8	9:44'35.243								
3	26.253	35.144	31.722	34.152	2'07.271	199,7	9:46'42.514								
4	27.363	34.951	31.706	32.520	2'06.540	203,4	9:48'49.054								
5	26.128	34.388	31.185	32.346	2'04.047	205,8	9:50'53.101								
6	25.752	34.318	30.104	31.570	2'01.744	211,0	9:52'54.845								
7	25.717	33.720	30.298	31.563	2'01.298	209,8	9:54'56.143								
8	25.433	33.180	29.942	30.780	1'59.335	211,4	9:56'55.478								
9	24.545	32.946	29.521	30.476	1'57.488	211,0	9:58'52.966								
10	24.835	33.003	29.439	30.445	1'57.722	211,8	10:00'50.688								
25° 77 K. VERWEY (1'57.577)															
Lap	Seg.1	Seg.2	Seg.3	Seg.4	Lap Time	km/h	Local Time								
1			33.912	30.863	33.175	196,0	9:42'32.541								
2	25.640	33.371	29.835	32.499	2'01.345	202,7	9:44'33.886								
3	25.195	32.757	29.361	30.875	1'58.188	203,4	9:46'32.074								
4	25.791	33.169	29.501	30.974	1'59.435	216,5	9:48'31.509								
5	25.085	32.364	29.149	30.979	1'57.577	216,5	9:50'29.086								
21° 69 K. COYNE (1'56.424)															
Lap	Seg.1	Seg.2	Seg.3	Seg.4	Lap Time	km/h	Local Time								
1		35.590	32.003	32.102		197,8	9:44'26.291								
2	26.149	33.259	29.844	29.976	1'59.228	211,8	9:46'25.519								
3	25.951	33.454	30.227	31.485	2'01.117	211,4	9:48'26.636								
4	24.979	32.765	29.304	30.108	1'57.156	212,2	9:50'23.792								
5	24.987	33.359	29.330	29.664	1'57.340	211,0	9:52'21.132								
6	24.708	32.623	28.922	30.171	1'56.424	215,6	9:54'17.556								
7	24.913	32.345	29.564	30.120	1'56.942	214,4	9:56'14.498								
8	25.375	34.537	30.035	37.560	2'07.507P	206,6	9:58'22.005								
9	2'58.617	34.009	29.856	31.799	4'34.281P	211,4	10:02'56.286								
10	25.751	34.112	30.244	38.259	2'08.366P	211,0	10:05'04.652								
26° 51 K. BARRINGTON (1'57.599)															
Lap	Seg.1	Seg.2	Seg.3	Seg.4	Lap Time	km/h	Local Time								
1			37.257	34.673	34.943	173,1	9:42'27.363								
2	26.964	34.865	31.588	34.899	2'08.316	186,9	9:44'35.679								
3	26.588	34.322	31.228	32.794	2'04.932	198,6	9:46'40.611								
4	26.839	34.514	30.532	33.432	2'05.317	197,5	9:48'45.928								
5	26.013	33.192	29.973	32.392	2'01.570	190,5	9:50'47.498								
6	25.893	32.834	29.546	31.337	1'59.610	209,8	9:52'47.108								
7	26.444	32.849	29.580	31.099	1'59.972	205,0	9:54'47.080								
8	25.555	32.477	31.179	31.289	2'00.500	189,8	9:56'47.580								
9	25.608	31.927	28.969	31.095	1'57.599	208,5	9:58'45.179								
10	27.290	34.658	31.794	39.812	2'13.554P	186,5	10:00'58.733								
11	2'43.310	37.048	32.331	39.651	4'32.340P	184,3	10:05'31.073								
22° 25 L. JONES (1'56.588)															
Lap	Seg.1	Seg.2	Seg.3	Seg.4	Lap Time	km/h	Local Time								
1		40.306	34.711	36.630		170,9	9:43'14.446								
2	28.402	37.531	32.050	34.444	2'12.427	177,0	9:45'26.873								
3	28.162	37.256	30.965	32.720	2'09.103	190,2	9:47'35.976								
4	26.177	35.200	30.930	32.452	2'04.759	189,8	9:49'40.735								
5	25.590	34.178	29.304	31.249	2'00.321	202,7	9:51'41.056								
6	24.984	33.354	29.846	31.802	1'59.986	202,7	9:53'41.042								
7	25.792	33.198	29.428	31.662	2'00.080	206,6	9:55'41.122								
27° 13 J. CAMPBELL (1'58.182)															
Lap	Seg.1	Seg.2	Seg.3	Seg.4	Lap Time	km/h	Local Time								
1			40.369	35.260	35.234	187,8	9:43'15.428								
2	28.100	37.383	32.173	34.144	2'11.800	197,1	9:45'27.228								
3	28.705	36.943	31.220	32.526	2'09.394	204,6	9:47'36.622								
4	26.197	35.227	31.821	32.412	2'05.657	202,3	9:49'42.279								
5	25.859	33.899	30.642	31.880	2'02.280	205,4	9:51'44.559								
6	25.787	32.638	30.330	31.431	2'00.186	208,1	9:53'44.745								

03/07/2021

P = Pits In/Out - C = Lap Time Cancelled



Prosecco DOC UK Round, 2-4 July 2021

Analysis Qualifying

7	26.538	33.364	30.132	30.985	2'01.019	210,6	9:55'45.764
8	25.691	32.548	30.176	31.248	1'59.663	211,0	9:57'45.427
9	25.436	32.496	29.799	30.451	1'58.182	210,6	9:59'43.609
10	25.954	33.843	30.886	32.974	2'03.657	200,4	10:01'47.266
11	27.093	36.448	32.592	33.888	2'10.021	194,6	10:03'57.287
12	28.659	36.577	33.370	40.217	2'18.823P	192,9	10:06'16.110

32°		76 L. VERWEY (1'59.829)					
Lap	Seg.1	Seg.2	Seg.3	Seg.4	Lap Time	km/h	Local Time
1			35.317	31.137	33.459	203,8	9:42'36.482
2	26.487	33.734	30.691	32.571	2'03.483	207,3	9:44'39.965
3	25.607	32.928	29.963	31.331	1'59.829	209,4	9:46'39.794

28°		17 K. ARMSTRONG (1'58.431)					
Lap	Seg.1	Seg.2	Seg.3	Seg.4	Lap Time	km/h	Local Time
1		38.453	33.410	34.034		163,9	9:42'24.447
2	27.637	34.646	31.276	31.334	2'04.893	190,5	9:44'29.340
3	26.507	33.836	30.538	31.230	2'02.111	192,9	9:46'31.451
4	25.683	33.280	30.416	31.836	2'01.215	200,4	9:48'32.666
5	26.368	33.268	30.032	31.121	2'00.789	202,7	9:50'33.455
6	25.803	33.286	30.022	31.449	2'00.560	205,4	9:52'34.015
7	25.684	33.208	29.779	31.294	1'59.965	205,4	9:54'33.980
8	25.555	33.543	29.604	30.958	1'59.660	205,0	9:56'33.640
9	25.307	32.851	29.828	31.032	1'59.018	211,0	9:58'32.658
10	25.449	32.672	29.538	30.772	1'58.431	205,0	10:00'31.089
11	26.665	34.855	31.734	40.380	2'13.634P	193,2	10:02'44.723

33°		57 S. CRUMP (2'00.036)					
Lap	Seg.1	Seg.2	Seg.3	Seg.4	Lap Time	km/h	Local Time
1			38.293	33.919	32.968	181,8	9:42'55.658
2	27.537	35.567	32.055	31.616	2'06.775	194,6	9:45'02.433
3	26.447	34.674	31.271	31.063	2'03.455	198,2	9:47'05.888
4	26.507	34.432	31.059	30.396	2'02.394	205,0	9:49'08.282
5	25.771	33.959	30.415	30.451	2'00.596	203,4	9:51'08.878
6	25.610	33.178	30.517	30.731	2'00.036	205,8	9:53'08.914
7	26.380	33.199	30.774	36.210	2'06.563P	197,5	9:55'15.477
8	2'18.604	34.476	30.825	30.423	3'54.328P	205,0	9:59'09.805
9	26.180	34.121	30.911	30.936	2'02.148	205,4	10:01'11.953
10	26.390	33.947	31.126	30.827	2'02.290	202,3	10:03'14.243
11	26.119	34.413	30.800	30.602	2'01.934	201,9	10:05'16.177

29°		4 A. SMYTH (1'58.483)					
Lap	Seg.1	Seg.2	Seg.3	Seg.4	Lap Time	km/h	Local Time
1		38.572	34.427	36.924		168,7	9:43'18.280
2	28.729	37.484	36.457	34.189	2'16.859	133,8	9:45'35.139
3	27.762	34.772	32.137	32.773	2'07.444	171,4	9:47'42.583
4	26.852	34.559	31.029	32.324	2'04.764	182,7	9:49'47.347
5	25.899	33.531	30.167	31.363	2'00.960	196,8	9:51'48.307
6	25.516	32.578	29.802	31.796	1'59.692	203,4	9:53'47.999
7	25.930	32.733	29.538	31.252	1'59.453	200,4	9:55'47.452
8	25.137	32.618	29.746	30.982	1'58.483	201,5	9:57'45.935
9	25.179	32.847	29.887	32.148	2'00.061	200,0	9:59'45.996
10	25.875	35.672	32.313	39.507	2'13.367P	168,2	10:01'59.363
11	1'00.066	38.609	34.466	37.060	2'50.201P	155,6	10:04'49.564
12	30.049	39.097	35.872	36.891	2'21.909	157,9	10:07'11.473

34°		88 H. LEIGH (2'00.495)					
Lap	Seg.1	Seg.2	Seg.3	Seg.4	Lap Time	km/h	Local Time
1			37.354	34.515	35.128	173,3	9:44'09.362
2	26.421	35.069	31.737	33.667	2'06.894	197,1	9:46'16.256
3	26.830	34.805	30.714	32.388	2'04.737	197,8	9:48'20.993
4	25.692	33.985	30.079	32.255	2'02.011	211,4	9:50'23.004
5	25.147	33.726	30.197	31.626	2'00.696	202,7	9:52'23.700
6	25.366	34.384	31.063	40.815	2'11.628P	201,9	9:54'35.328
7	1'56.552	35.191	31.345	31.997	3'35.085P	189,8	9:58'10.413
8	25.574	33.459	29.915	31.547	2'00.495	206,2	10:00'10.908
9	25.319	33.903	30.508	32.594	2'02.324	200,4	10:02'13.232
10	26.080	34.451	31.237	32.422	2'04.190	197,8	10:04'17.422
11	26.292	34.325	31.002	32.530	2'04.149	200,8	10:06'21.571

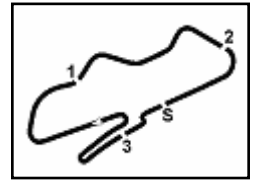
30°		38 M. OWENS (1'58.801)					
Lap	Seg.1	Seg.2	Seg.3	Seg.4	Lap Time	km/h	Local Time
1		37.037	32.260	32.828		168,5	9:42'48.566
2	26.332	34.641	30.577	31.819	2'03.369	175,6	9:44'51.935
3	26.522	34.406	30.612	32.017	2'03.557	186,2	9:46'55.492
4	26.625	34.571	30.597	31.725	2'03.518	173,1	9:48'59.010
5	26.245	35.763	31.262	38.290	2'11.560P	173,9	9:51'10.570
6	2'33.446	34.925	31.388	31.423	4'11.182P	182,4	9:55'21.752
7	25.945	33.129	29.721	30.804	1'59.599	200,4	9:57'21.351
8	24.868	32.843	30.032	31.058	1'58.801	180,9	9:59'20.152
9	25.940	33.226	31.035	31.641	2'01.842	199,3	10:01'21.994
10	25.918	34.292	31.235	31.654	2'03.099	169,3	10:03'25.093
11	27.982	35.113	31.158	31.537	2'05.790	175,6	10:05'30.883

35°		37 J. BULL (2'01.593)					
Lap	Seg.1	Seg.2	Seg.3	Seg.4	Lap Time	km/h	Local Time
1			39.158	34.716	36.288	184,9	9:42'30.400
2	27.734	35.931	32.010	33.663	2'09.338	192,9	9:44'39.738
3	26.998	34.596	31.653	33.192	2'06.439	195,7	9:46'46.177
4	27.732	34.377	31.397	32.889	2'06.395	203,1	9:48'52.572
5	26.419	33.491	30.623	32.527	2'03.060	203,8	9:50'55.632
6	25.924	33.087	30.560	34.017	2'03.588	200,4	9:52'59.220
7	26.591	33.678	30.123	31.654	2'02.046	204,2	9:55'01.266
8	25.828	32.725	30.908	32.132	2'01.593	198,2	9:57'02.859
9	25.803	32.930	30.802	32.310	2'01.845	208,1	9:59'04.704
10	26.546	34.186	31.229	37.250	2'09.211P	200,8	10:01'13.915

31°		99 J. BEDNAREK (1'58.915)					
Lap	Seg.1	Seg.2	Seg.3	Seg.4	Lap Time	km/h	Local Time
1		38.036	33.513	34.167		177,9	9:42'31.848
2	26.820	35.602	31.893	32.103	2'06.418	201,2	9:44'38.266
3	25.481	33.572	31.592	32.634	2'03.279	196,8	9:46'41.545
4	26.267	34.328	30.613	31.991	2'03.199	206,9	9:48'44.744
5	25.215	32.785	29.619	31.296	1'58.915	209,8	9:50'43.659
6	25.188	32.601	30.233	36.428	2'04.450P	206,9	9:52'48.109
7	1'58.379	34.625	30.780	32.026	3'35.810P	203,8	9:56'23.919
8	25.270	32.776	29.929	31.415	1'59.390	209,8	9:58'23.309
9	25.227	32.534	30.259	31.574	1'59.594	204,2	10:00'22.903
10	25.877	35.979	31.443	35.263	2'08.562	205,4	10:02'31.465
11	25.842	38.173	34.898	44.449	2'23.362P	171,1	10:04'54.827

36°		87 J. HOPPER (2'02.710)					
Lap	Seg.1	Seg.2	Seg.3	Seg.4	Lap Time	km/h	Local Time
1			40.368	36.075	36.781	158,6	9:42'29.124
2	28.287	36.780	33.006	34.724	2'12.797	187,8	9:44'41.921
3	27.771	35.879	32.100	33.629	2'09.379	178,5	9:46'51.300
4	26.727	35.666	32.144	32.798	2'07.335	177,9	9:48'58.635
5	25.795	34.500	31.071	32.469	2'03.835	190,2	9:51'02.470
6	26.023	34.797	30.585	31.305	2'02.710	198,2	9:53'05.180
7	26.367	34.771	30.648	32.438	2'04.224	195,0	9:55'09.404
8	25.832	34.449	31.128	32.583	2'03.992	193,2	9:57'13.396
9	26.575	35.123	32.883	39.903	2'14.484P	174,2	9:59'27.880
10	2'09.146	38.757	34.145	34.902	3'56.950P	168,7	10:03'24.830
11	28.153	36.891	32.270	32.569	2'09.883	182,7	10:05'34.713

03/07/2021 P = Pits In/Out - C = Lap Time Cancelled



Donington Park 4.023 m

5 / 5

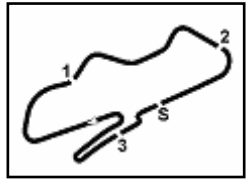
Prosecco DOC UK Round, 2-4 July 2021

Analysis Qualifying

37° 63 J. COWARD (2'04.984)							
Lap	Seg.1	Seg.2	Seg.3	Seg.4	Lap Time	km/h	Local Time
1		38.726	33.501	35.532		167,4	9:43'42.165
2	27.908	36.460	31.846	34.397	2'10.611	189,8	9:45'52.776
3	28.240	36.112	31.475	33.276	2'09.103	187,2	9:48'01.879
4	26.840	35.462	31.568	32.709	2'06.579	196,0	9:50'08.458
5	26.669	35.866	30.130	32.319	2'04.984	206,6	9:52'13.442
6	26.359	35.184	30.853	38.342	2'10.738P	196,4	9:54'24.180
7	4'03.446	35.307	31.000	33.226	5'42.979P	195,7	10:00'07.159
8	26.747	35.101	30.906	33.174	2'05.928	195,7	10:02'13.087
9	27.826	36.902	32.669	39.512	2'16.909P	178,2	10:04'29.996

38° 23 A. CAIRNS (2'05.159)							
Lap	Seg.1	Seg.2	Seg.3	Seg.4	Lap Time	km/h	Local Time
1		41.971	36.135	37.565		157,4	9:43'17.862
2	27.969	36.952	33.189	34.581	2'12.691	189,2	9:45'30.553
3	27.976	35.498	31.373	33.610	2'08.457	191,9	9:47'39.010
4	26.069	34.618	31.666	34.208	2'06.561	186,2	9:49'45.571
5	26.488	35.233	31.818	34.166	2'07.705	183,7	9:51'53.276
6	26.116	34.640	31.708	40.069	2'12.533P	180,6	9:54'05.809
7	1'04.078	34.664	32.751	34.644	2'46.137P	173,1	9:56'51.946
8	26.372	34.158	31.745	33.102	2'05.377	184,6	9:58'57.323
9	25.962	34.154	31.634	33.409	2'05.159	176,2	10:01'02.482
10	27.849	37.190	34.913	45.772	2'25.724P	166,9	10:03'28.206

39° 31 J. DAVIS (2'05.195)							
Lap	Seg.1	Seg.2	Seg.3	Seg.4	Lap Time	km/h	Local Time
1		38.349	32.757	34.406		190,2	9:43'03.525
2	27.169	34.987	30.536	32.503	2'05.195	201,5	9:45'08.720



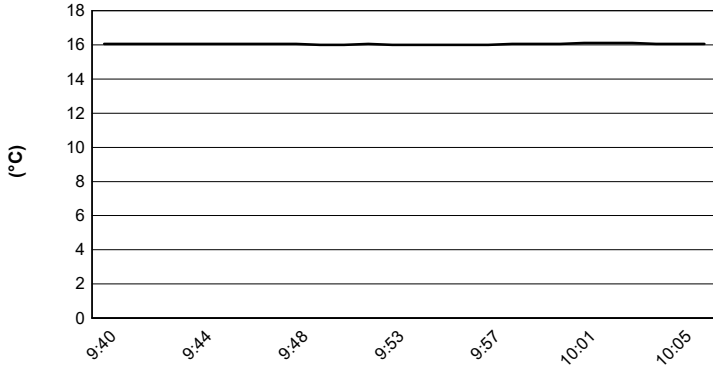
Donington Park 4.023 m

Prosecco DOC UK Round, 2-4 July 2021

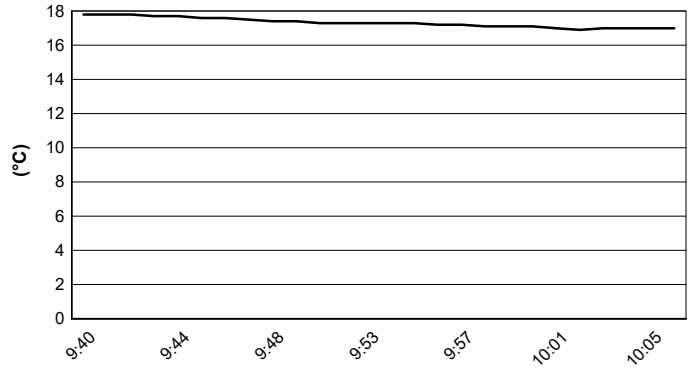
Weather Report Qualifying

Session started 09:40 - Session ended 10:07

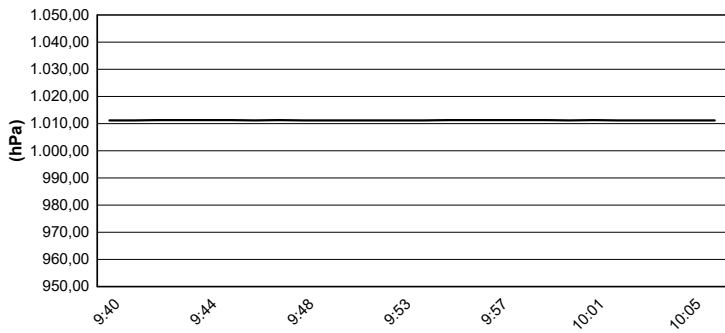
Air Temperature



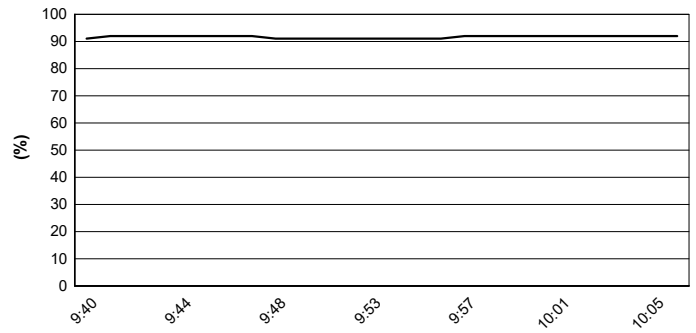
Track Temperature



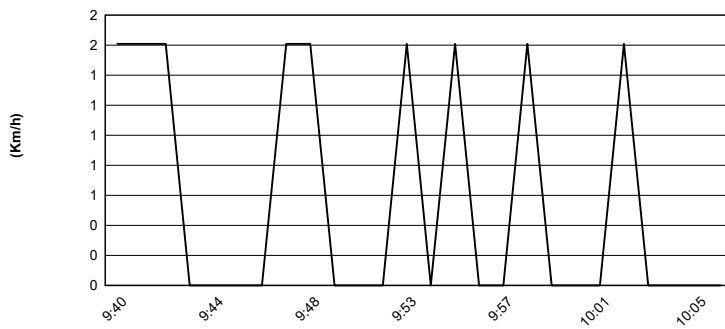
Air Pressure



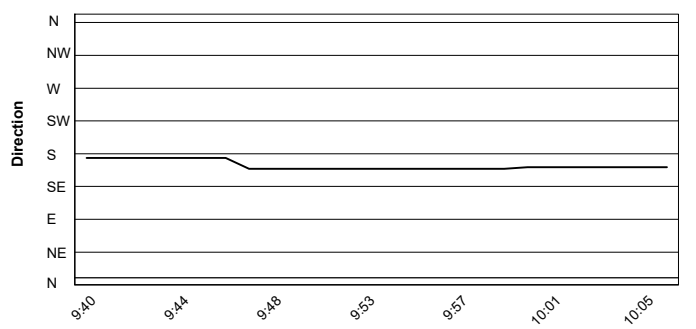
Humidity



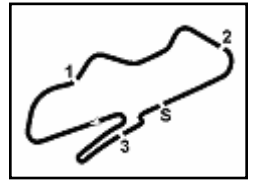
Wind Speed



Wind Direction



03/07/2021



Donington Park 4.023 m

Prosecco DOC UK Round, 2-4 July 2021
Starting Grid - Race 1 (12 Laps x 4,023 km = 48,276 km)

1	10 REID S. Yamaha 1'51.790	2	55 VALLELEY L. Yamaha 1'52.262	3	7 DELVES L. Kawasaki 1'52.525
2	41 LEATHERLAND L. Yamaha 1'52.997	5	15 MCMANUS E. Kawasaki 1'53.134	6	6 STANLEY G. Kawasaki 1'53.160
3	30 COOK M. Kawasaki 1'53.313	8	71 DRURY N. Kawasaki 1'53.330	9	21 BROOKS D. Kawasaki 1'53.369
4	14 NIXON J. Yamaha 1'53.419	11	19 TALBOT J. Kawasaki 1'53.580	12	39 BOURNE F. Kawasaki 1'53.692
5	91 ALDERSON J. Triumph 1'53.804	14	78 BOWER M. Kawasaki 1'54.321	15	11 LAFFINS S. Kawasaki 1'54.619
6	28 HARTGROVE A. Yamaha 1'54.631	17	3 THOMSON C. Yamaha 1'55.430	18	64 DURHAM A. Kawasaki 1'55.652
7	33 FARRER C. Yamaha 1'55.957	20	22 CORDEROY Z. Yamaha 1'56.029	21	69 COYNE K. Kawasaki 1'56.424
8	25 JONES L. Kawasaki 1'56.588	23	86 JENNER O. Kawasaki 1'56.678	24	8 HALL C. Kawasaki 1'57.488
9	77 VERWEY K. Kawasaki 1'57.577	26	51 BARRINGTON K. Kawasaki 1'57.599	27	13 CAMPBELL J. Kawasaki 1'58.182
10	17 ARMSTRONG K. Kawasaki 1'58.431	29	4 SMYTH A. Kawasaki 1'58.483	30	38 OWENS M. Yamaha 1'58.801
11	99 BEDNAREK J. Yamaha 1'58.915	32	76 VERWEY L. Kawasaki 1'59.829	33	57 CRUMP S. Kawasaki 2'00.036
12	88 LEIGH H. Kawasaki 2'00.495	35	37 BULL J. MV Agusta 2'01.593	36	87 HOPPER J. Yamaha 2'02.710
13	63 COWARD J. Kawasaki	38	23 CAIRNS A. Yamaha	39	31 DAVIS J. Yamaha

N. 63 - 23 - 31 are authorized to start by race direction dispensation.