

# Prosecco DOC UK Round, 2-4 July 2021

## Results Qualifying

Donington Park 4.023 m

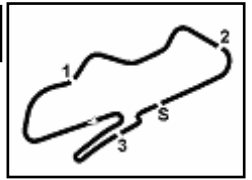
No.	Rider	Nat	Team	Bike	Time	Gap	Rel.	Laps
1	<b>69 BOOTH AMOS</b> Tom	GBR	Heligan Group Kawasaki	Kawasaki	<b>1'44.519</b>			10
2	<b>46 BARNES</b> Ash	GBR	BarneyRacing	Yamaha	<b>1'45.481</b>	0.962	0.962	11
3	<b>22 DAWSON</b> Cameron	GBR	MSS Performance	Kawasaki	<b>1'45.489</b>	0.970	0.008	10
4	<b>52 DIXON</b> Kam	GBR	Affinity Sports Academy	Kawasaki	<b>1'45.677</b>	1.158	0.188	11
5	<b>11 ALLEN</b> Lucca	GBR	Allen Racing	Yamaha	<b>1'45.686</b>	1.167	0.009	11
6	<b>14 MCMANUS</b> James	GBR	Affinity Sports Academy	Kawasaki	<b>1'46.140</b>	1.621	0.454	10
7	<b>5 JONES</b> Osian	GBR	Symcirus Motorsport	Kawasaki	<b>1'46.160</b>	1.641	0.020	9
8	<b>38 DAVIE</b> Adon	GBR	JDF Racing	Kawasaki	<b>1'46.198</b>	1.679	0.038	10
9	<b>47 FARRAGHER</b> Joe	GBR	Affinity Sports Academy	Kawasaki	<b>1'47.203</b>	2.684	1.005	10
10	<b>33 CONNELL</b> Declan	GBR	DC Racing	Kawasaki	<b>1'47.277</b>	2.758	0.074	10
11	<b>2 THOMAS</b> Joseph	GBR	3D Racing	Kawasaki	<b>1'47.360</b>	2.841	0.083	11
12	<b>93 HARDIE</b> Mikey	GBR	Affinity Sports Academy	Kawasaki	<b>1'47.401</b>	2.882	0.041	11
13	<b>74 SMART-WEEDEN</b> Finn	GBR	TAG Racing Ltd	Kawasaki	<b>1'47.563</b>	3.044	0.162	11
14	<b>17 SHELTON</b> Zak	GBR	Team Evergreen	Kawasaki	<b>1'47.591</b>	3.072	0.028	9
15	<b>15 JONES</b> Chloe	GBR	RICH Energy OMG Racing	Yamaha	<b>1'47.672</b>	3.153	0.081	10
16	<b>82 VALENTE</b> Alessandro	GBR	SBX Racing	KTM	<b>1'48.049</b>	3.530	0.377	10
17	<b>25 KENT</b> Kieran	GBR	Platform Hire Racing	Kawasaki	<b>1'48.307</b>	3.788	0.258	8
18	<b>23 ELLIS</b> Joe	GBR	JPR	Kawasaki	<b>1'48.584</b>	4.065	0.277	10
19	<b>67 STEPHENSON</b> Jacob	GBR	Raceways Yamaha	Yamaha	<b>1'48.746</b>	4.227	0.162	10
20	<b>24 SMITH</b> Kieran	GBR	Seb Bulpin Racing	Kawasaki	<b>1'49.167</b>	4.648	0.421	9
21	<b>42 JOHNSON</b> Christopher	GBR	Team Evergreen	Kawasaki	<b>1'49.398</b>	4.879	0.231	10
22	<b>90 COOK</b> Harry	GBR	Force One Yamaha Racing Team	Yamaha	<b>1'49.445</b>	4.926	0.047	10
23	<b>56 WILSON</b> Bradley	GBR	Thornycroft56 Racing	Kawasaki	<b>1'49.539</b>	5.020	0.094	10
24	<b>37 FERRIS</b> Jack	GBR	Ferris Racing	Kawasaki	<b>1'49.567</b>	5.048	0.028	10
25	<b>3 JONES</b> Lewis	GBR	Team 151 RICH Energy	Kawasaki	<b>1'49.689</b>	5.170	0.122	10
26	<b>8 MOFFITT</b> Chris	GBR	Team Evergreen	Kawasaki	<b>1'49.760</b>	5.241	0.071	10
27	<b>88 DUFTON</b> Elliott	GBR	Phoenix Race Team & Sports Leisure	Kawasaki	<b>1'49.898</b>	5.379	0.138	10
28	<b>12 TURNER</b> Logan	GBR	Team Evergreen	Kawasaki	<b>1'49.920</b>	5.401	0.022	10
29	<b>99 LONGMORE</b> Mcauley	GBR	Macca Racing	Kawasaki	<b>1'50.067</b>	5.548	0.147	10
30	<b>30 BROWN</b> Cameron	GBR	3D Racing	Kawasaki	<b>1'50.117</b>	5.598	0.050	10
31	<b>39 SELLORS</b> Connor	GBR	Thornycroft56 Racing	Kawasaki	<b>1'50.124</b>	5.605	0.007	7
32	<b>75 SMITH</b> Christian	GBR	Seb Bulpin Racing	Kawasaki	<b>1'50.143</b>	5.624	0.019	10
33	<b>96 KIRSCH</b> Jack	GBR	JK Racing	Kawasaki	<b>1'50.371</b>	5.852	0.228	10
34	<b>50 MCMULLAN</b> Fred	GBR	BD Racing UK	Kawasaki	<b>1'51.553</b>	7.034	1.182	9
35	<b>21 GILBY</b> Luke	GBR	Jalmics Racing	Yamaha	<b>1'51.624</b>	7.105	0.071	10
36	<b>20 DICKINSON</b> Kai	GBR	JPR	Kawasaki	<b>1'52.570</b>	8.051	0.946	8
37	<b>27 BEACH</b> Calum	GBR	The UPVC Shop	Kawasaki	<b>1'52.682</b>	8.163	0.112	10
38	<b>71 MARCUZZO</b> Charlotte	GBR	CAM Racing	Kawasaki	<b>1'53.361</b>	8.842	0.679	10
39	<b>98 MOFFITT</b> Brian	GBR	Moffitt Racing	Kawasaki	<b>1'54.059</b>	9.540	0.698	9
40	<b>77 MORGAN-EDWARDS</b> Oliver	GBR	OME Racing	Kawasaki	<b>1'54.598</b>	10.079	0.539	10
----- Not Qualified -----								
NQ	<b>66 THOMAS</b> Annabel	GBR	Symcirus Motorsport	Kawasaki				0
NQ	<b>34 WHITMORE</b> Lissy	GBR	LWR/WGA Construction Racing	Yamaha				0
NQ	<b>68 HAND</b> Katie	GBR	Katiehandracing#66	Yamaha				0

Qualifying Lap Time (110% of 1'44.519): 1'54.972

Humidity:	48%	AIR	23°C
Condition:	Dry	Temp:	38°C

 Start 02/07/2021 17:10  
 End 17:32

The results are provisional until the end of the time limit for protests and appeals and the completion of the technical checks.



Donington Park 4.023 m

1 / 2

## Prosecco DOC UK Round, 2-4 July 2021

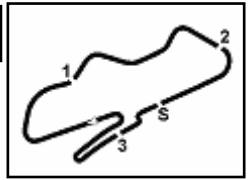
### Top Speeds Qualifying

#### BEST LAP

1	69	BOOTH AMOS Tom	Kawasaki	1'44.519
2	46	BARNES Ash	Yamaha	1'45.481
3	22	DAWSON Cameron	Kawasaki	1'45.489
4	52	DIXON Kam	Kawasaki	1'45.677
5	11	ALLEN Lucca	Yamaha	1'45.686
6	14	MCMANUS James	Kawasaki	1'46.140
7	5	JONES Osian	Kawasaki	1'46.160
8	38	DAVIE Adon	Kawasaki	1'46.198
9	47	FARRAGHER Joe	Kawasaki	1'47.203
10	33	CONNELL Declan	Kawasaki	1'47.277
11	2	THOMAS Joseph	Kawasaki	1'47.360
12	93	HARDIE Mikey	Kawasaki	1'47.401
13	74	SMART-WEEEDEN Finn	Kawasaki	1'47.563
14	17	SHELTON Zak	Kawasaki	1'47.591
15	15	JONES Chloe	Yamaha	1'47.672
16	82	VALENTE Alessandro	KTM	1'48.049
17	25	KENT Kieran	Kawasaki	1'48.307
18	23	ELLIS Joe	Kawasaki	1'48.584
19	67	STEPHENSON Jacob	Yamaha	1'48.746
20	24	SMITH Kieran	Kawasaki	1'49.167
21	42	JOHNSON Christopher	Kawasaki	1'49.398
22	90	COOK Harry	Yamaha	1'49.445
23	56	WILSON Bradley	Kawasaki	1'49.539
24	37	FERRIS Jack	Kawasaki	1'49.567
25	3	JONES Lewis	Kawasaki	1'49.689
26	8	MOFFITT Chris	Kawasaki	1'49.760
27	88	DUFTON Elliott	Kawasaki	1'49.898
28	12	TURNER Logan	Kawasaki	1'49.920
29	99	LONGMORE Mcauley	Kawasaki	1'50.067
30	30	BROWN Cameron	Kawasaki	1'50.117
31	39	SELLORS Connor	Kawasaki	1'50.124
32	75	SMITH Christian	Kawasaki	1'50.143
33	96	KIRSCH Jack	Kawasaki	1'50.371
34	50	MCMULLAN Fred	Kawasaki	1'51.553
35	21	GILBY Luke	Yamaha	1'51.624
36	20	DICKINSON Kai	Kawasaki	1'52.570
37	27	BEACH Calum	Kawasaki	1'52.682
38	71	MARCUZZO Charlotte	Kawasaki	1'53.361
39	98	MOFFITT Brian	Kawasaki	1'54.059
40	77	MORGAN-EDWARDS Oliver	Kawasaki	1'54.598
41	34	WHITMORE Lissy	Yamaha	
42	66	THOMAS Annabel	Kawasaki	
43	68	HAND Katie	Yamaha	

#### SPEED

1	14	MCMANUS James	Kawasaki	187.2
2	5	JONES Osian	Kawasaki	184.6
3	3	JONES Lewis	Kawasaki	184.6
4	22	DAWSON Cameron	Kawasaki	184.6
5	11	ALLEN Lucca	Yamaha	184.3
6	52	DIXON Kam	Kawasaki	184.0
7	24	SMITH Kieran	Kawasaki	183.7
8	47	FARRAGHER Joe	Kawasaki	182.7
9	75	SMITH Christian	Kawasaki	182.7
10	46	BARNES Ash	Yamaha	182.4
11	8	MOFFITT Chris	Kawasaki	182.4
12	30	BROWN Cameron	Kawasaki	182.1
13	38	DAVIE Adon	Kawasaki	182.1
14	74	SMART-WEEEDEN Finn	Kawasaki	182.1
15	90	COOK Harry	Yamaha	181.8
16	23	ELLIS Joe	Kawasaki	181.5
17	67	STEPHENSON Jacob	Yamaha	181.5
18	69	BOOTH AMOS Tom	Kawasaki	181.5
19	56	WILSON Bradley	Kawasaki	181.2
20	71	MARCUZZO Charlotte	Kawasaki	180.9
21	2	THOMAS Joseph	Kawasaki	180.9
22	17	SHELTON Zak	Kawasaki	180.9
23	21	GILBY Luke	Yamaha	180.6
24	12	TURNER Logan	Kawasaki	180.6
25	42	JOHNSON Christopher	Kawasaki	180.3
26	20	DICKINSON Kai	Kawasaki	180.3
27	25	KENT Kieran	Kawasaki	180.0
28	93	HARDIE Mikey	Kawasaki	179.7
29	99	LONGMORE Mcauley	Kawasaki	179.4
30	88	DUFTON Elliott	Kawasaki	179.4
31	33	CONNELL Declan	Kawasaki	179.1
32	66	THOMAS Annabel	Kawasaki	179.1
33	15	JONES Chloe	Yamaha	179.1
34	27	BEACH Calum	Kawasaki	178.8
35	39	SELLORS Connor	Kawasaki	178.5
36	37	FERRIS Jack	Kawasaki	177.9
37	96	KIRSCH Jack	Kawasaki	177.9
38	50	MCMULLAN Fred	Kawasaki	177.6
39	98	MOFFITT Brian	Kawasaki	177.3
40	82	VALENTE Alessandro	KTM	177.0
41	77	MORGAN-EDWARDS Oliver	Kawasaki	170.3



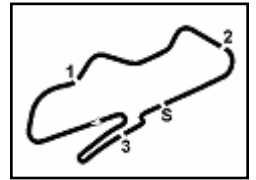
# Prosecco DOC UK Round, 2-4 July 2021

## Top Speeds Qualifying

Donington Park 4.023 m

2 / 2

SEG. 1			SEG. 2			SEG. 3			SEG. 4						
1	14	MCMANUS James	22.819	1	69	BOOTH AMOS Tom	27.908	1	69	BOOTH AMOS Tom	26.548	1	69	BOOTH AMOS Tom	26.827
2	46	BARNES Ash	22.930	2	46	BARNES Ash	28.082	2	52	DIXON Kam	26.573	2	22	DAWSON Cameron	27.167
3	52	DIXON Kam	22.964	3	22	DAWSON Cameron	28.127	3	22	DAWSON Cameron	26.595	3	46	BARNES Ash	27.297
4	5	JONES Osian	22.972	4	52	DIXON Kam	28.157	4	5	JONES Osian	26.680	4	11	ALLEN Lucca	27.342
5	11	ALLEN Lucca	23.016	5	38	DAVIE Adon	28.306	5	14	MCMANUS James	26.710	5	52	DIXON Kam	27.358
6	69	BOOTH AMOS Tom	23.104	6	11	ALLEN Lucca	28.344	6	46	BARNES Ash	26.713	6	14	MCMANUS James	27.619
7	22	DAWSON Cameron	23.173	7	5	JONES Osian	28.371	7	11	ALLEN Lucca	26.769	7	5	JONES Osian	27.660
8	38	DAVIE Adon	23.243	8	14	MCMANUS James	28.407	8	38	DAVIE Adon	26.810	8	38	DAVIE Adon	27.715
9	47	FARRAGHER Joe	23.312	9	74	SMART-WEEDEN Finn	28.467	9	33	CONNELL Declan	27.064	9	47	FARRAGHER Joe	27.726
10	67	STEPHENSON Jacob	23.320	10	33	CONNELL Declan	28.475	10	74	SMART-WEEDEN Finn	27.112	10	2	THOMAS Joseph	27.955
11	15	JONES Chloe	23.372	11	2	THOMAS Joseph	28.532	11	47	FARRAGHER Joe	27.126	11	93	HARDIE Mikey	27.982
12	93	HARDIE Mikey	23.410	12	93	HARDIE Mikey	28.585	12	93	HARDIE Mikey	27.137	12	23	ELLIS Joe	28.073
13	74	SMART-WEEDEN Finn	23.452	13	17	SHELTON Zak	28.664	13	2	THOMAS Joseph	27.160	13	33	CONNELL Declan	28.074
14	2	THOMAS Joseph	23.459	14	47	FARRAGHER Joe	28.694	14	17	SHELTON Zak	27.165	14	15	JONES Chloe	28.085
15	33	CONNELL Declan	23.460	15	82	VALENTE Alessandro	28.752	15	15	JONES Chloe	27.165	15	82	VALENTE Alessandro	28.124
16	17	SHELTON Zak	23.541	16	25	KENT Kieran	28.882	16	67	STEPHENSON Jacob	27.283	16	37	FERRIS Jack	28.127
17	23	ELLIS Joe	23.562	17	15	JONES Chloe	28.970	17	25	KENT Kieran	27.319	17	17	SHELTON Zak	28.158
18	66	THOMAS Annabel	23.683	18	67	STEPHENSON Jacob	29.110	18	82	VALENTE Alessandro	27.405	18	24	SMITH Kieran	28.213
19	39	SELLORS Connor	23.704	19	56	WILSON Bradley	29.171	19	24	SMITH Kieran	27.437	19	74	SMART-WEEDEN Finn	28.291
20	25	KENT Kieran	23.706	20	23	ELLIS Joe	29.177	20	23	ELLIS Joe	27.505	20	90	COOK Harry	28.356
21	24	SMITH Kieran	23.708	21	42	JOHNSON Christopher	29.184	21	3	JONES Lewis	27.545	21	56	WILSON Bradley	28.394
22	3	JONES Lewis	23.714	22	24	SMITH Kieran	29.293	22	8	MOFFITT Chris	27.578	22	25	KENT Kieran	28.400
23	56	WILSON Bradley	23.728	23	3	JONES Lewis	29.314	23	56	WILSON Bradley	27.593	23	88	DUFTON Elliott	28.406
24	82	VALENTE Alessandro	23.734	24	12	TURNER Logan	29.340	24	30	BROWN Cameron	27.593	24	8	MOFFITT Chris	28.468
25	90	COOK Harry	23.736	25	90	COOK Harry	29.391	25	90	COOK Harry	27.643	25	75	SMITH Christian	28.475
26	8	MOFFITT Chris	23.739	26	99	LONGMORE Mcauley	29.430	26	42	JOHNSON Christopher	27.661	26	42	JOHNSON Christopher	28.479
27	12	TURNER Logan	23.748	27	66	THOMAS Annabel	29.442	27	75	SMITH Christian	27.709	27	30	BROWN Cameron	28.495
28	42	JOHNSON Christopher	23.781	28	39	SELLORS Connor	29.442	28	88	DUFTON Elliott	27.806	28	67	STEPHENSON Jacob	28.585
29	88	DUFTON Elliott	23.836	29	30	BROWN Cameron	29.533	29	37	FERRIS Jack	27.890	29	12	TURNER Logan	28.619
30	99	LONGMORE Mcauley	23.838	30	8	MOFFITT Chris	29.545	30	96	KIRSCH Jack	27.912	30	99	LONGMORE Mcauley	28.629
31	75	SMITH Christian	23.851	31	37	FERRIS Jack	29.551	31	12	TURNER Logan	27.933	31	96	KIRSCH Jack	28.633
32	30	BROWN Cameron	23.877	32	88	DUFTON Elliott	29.666	32	21	GILBY Luke	27.997	32	39	SELLORS Connor	28.642
33	37	FERRIS Jack	23.924	33	96	KIRSCH Jack	29.711	33	39	SELLORS Connor	28.012	33	21	GILBY Luke	28.872
34	96	KIRSCH Jack	24.029	34	75	SMITH Christian	29.746	34	50	MCMULLAN Fred	28.098	34	3	JONES Lewis	28.894
35	50	MCMULLAN Fred	24.036	35	21	GILBY Luke	29.874	35	99	LONGMORE Mcauley	28.170	35	50	MCMULLAN Fred	28.972
36	21	GILBY Luke	24.250	36	50	MCMULLAN Fred	29.934	36	20	DICKINSON Kai	28.323	36	20	DICKINSON Kai	29.023
37	71	MARCUZZO Charlotte	24.375	37	27	BEACH Calum	30.283	37	27	BEACH Calum	28.449	37	66	THOMAS Annabel	29.054
38	27	BEACH Calum	24.380	38	98	MOFFITT Brian	30.498	38	71	MARCUZZO Charlotte	28.479	38	27	BEACH Calum	29.274
39	20	DICKINSON Kai	24.488	39	20	DICKINSON Kai	30.501	39	98	MOFFITT Brian	28.625	39	98	MOFFITT Brian	29.354
40	98	MOFFITT Brian	24.722	40	77	MORGAN-EDWARDS O	30.535	40	66	THOMAS Annabel	28.667	40	71	MARCUZZO Charlotte	29.722
41	77	MORGAN-EDWARDS O	24.901	41	71	MARCUZZO Charlotte	30.742	41	77	MORGAN-EDWARDS O	29.041	41	77	MORGAN-EDWARDS O	29.869



Donington Park 4.023 m

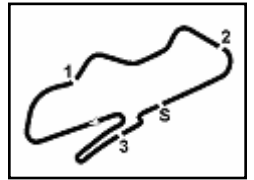
1 / 2

# Prosecco DOC UK Round, 2-4 July 2021

## Ideal Times Qualifying

No.	Rider	Bike	Seg. 1 Diff. 1	Seg. 2 Diff. 2	Seg. 3 Diff. 3	Seg. 4 Diff. 4	Ideal Time		
							Best Lap	Pos.	Diff.
1	<b>69 BOOTH AMOS T.</b> (GBR)	Kawasaki	23.104 +0.110	27.908 +0.022	26.548	26.827	<b>1'44.387</b> 1'44.519	1	0.132
2	<b>46 BARNES A.</b> (GBR)	Yamaha	22.930 +0.050	28.082 +0.061	26.713	27.297 +0.348	<b>1'45.022</b> 1'45.481	2	0.459
3	<b>52 DIXON K.</b> (GBR)	Kawasaki	22.964 +0.180	28.157 +0.292	26.573	27.358 +0.153	<b>1'45.052</b> 1'45.677	4	0.625
4	<b>22 DAWSON C.</b> (GBR)	Kawasaki	23.173 +0.144	28.127	26.595 +0.027	27.167 +0.256	<b>1'45.062</b> 1'45.489	3	0.427
5	<b>11 ALLEN L.</b> (GBR)	Yamaha	23.016 +0.141	28.344	26.769 +0.041	27.342 +0.033	<b>1'45.471</b> 1'45.686	5	0.215
6	<b>14 MCMANUS J.</b> (GBR)	Kawasaki	22.819 +0.460	28.407 +0.041	26.710	27.619 +0.084	<b>1'45.555</b> 1'46.140	6	0.585
7	<b>5 JONES O.</b> (GBR)	Kawasaki	22.972 +0.343	28.371 +0.134	26.680	27.660	<b>1'45.683</b> 1'46.160	7	0.477
8	<b>38 DAVIE A.</b> (GBR)	Kawasaki	23.243	28.306 +0.070	26.810 +0.030	27.715 +0.024	<b>1'46.074</b> 1'46.198	8	0.124
9	<b>47 FARRAGHER J.</b> (GBR)	Kawasaki	23.312 +0.220	28.694	27.126 +0.125	27.726	<b>1'46.858</b> 1'47.203	9	0.345
10	<b>33 CONNELL D.</b> (GBR)	Kawasaki	23.460 +0.166	28.475	27.064 +0.038	28.074	<b>1'47.073</b> 1'47.277	10	0.204
11	<b>2 THOMAS J.</b> (GBR)	Kawasaki	23.459 +0.094	28.532 +0.128	27.160 +0.032	27.955	<b>1'47.106</b> 1'47.360	11	0.254
12	<b>93 HARDIE M.</b> (GBR)	Kawasaki	23.410	28.585	27.137 +0.130	27.982 +0.157	<b>1'47.114</b> 1'47.401	12	0.287
13	<b>74 SMART-WEEDEN F.</b> (GB)	Kawasaki	23.452 +0.057	28.467	27.112 +0.131	28.291 +0.053	<b>1'47.322</b> 1'47.563	13	0.241
14	<b>17 SHELTON Z.</b> (GBR)	Kawasaki	23.541 +0.040	28.664 +0.010	27.165	28.158 +0.013	<b>1'47.528</b> 1'47.591	14	0.063
15	<b>15 JONES C.</b> (GBR)	Yamaha	23.372	28.970	27.165	28.085 +0.080	<b>1'47.592</b> 1'47.672	15	0.080
16	<b>82 VALENTE A.</b> (GBR)	KTM	23.734 +0.034	28.752	27.405	28.124	<b>1'48.015</b> 1'48.049	16	0.034
17	<b>67 STEPHENSON J.</b> (GBR)	Yamaha	23.320	29.110 +0.066	27.283 +0.382	28.585	<b>1'48.298</b> 1'48.746	19	0.448
18	<b>25 KENT K.</b> (GBR)	Kawasaki	23.706	28.882	27.319	28.400	<b>1'48.307</b> 1'48.307	17	
19	<b>23 ELLIS J.</b> (GBR)	Kawasaki	23.562	29.177	27.505	28.073 +0.267	<b>1'48.317</b> 1'48.584	18	0.267
20	<b>24 SMITH K.</b> (GBR)	Kawasaki	23.708	29.293	27.437 +0.007	28.213 +0.509	<b>1'48.651</b> 1'49.167	20	0.516
21	<b>56 WILSON B.</b> (GBR)	Kawasaki	23.728 +0.187	29.171	27.593 +0.320	28.394 +0.146	<b>1'48.886</b> 1'49.539	23	0.653
22	<b>42 JOHNSON C.</b> (GBR)	Kawasaki	23.781 +0.134	29.184	27.661 +0.159	28.479	<b>1'49.105</b> 1'49.398	21	0.293
23	<b>90 COOK H.</b> (GBR)	Yamaha	23.736 +0.137	29.391	27.643 +0.037	28.356 +0.145	<b>1'49.126</b> 1'49.445	22	0.319
24	<b>8 MOFFITT C.</b> (GBR)	Kawasaki	23.739	29.545 +0.204	27.578 +0.059	28.468 +0.167	<b>1'49.330</b> 1'49.760	26	0.430
25	<b>3 JONES L.</b> (GBR)	Kawasaki	23.714 +0.045	29.314 +0.027	27.545 +0.150	28.894	<b>1'49.467</b> 1'49.689	25	0.222
26	<b>37 FERRIS J.</b> (GBR)	Kawasaki	23.924 +0.015	29.551	27.890	28.127 +0.060	<b>1'49.492</b> 1'49.567	24	0.075
27	<b>30 BROWN C.</b> (GBR)	Kawasaki	23.877 +0.271	29.533 +0.115	27.593 +0.233	28.495	<b>1'49.498</b> 1'50.117	30	0.619
28	<b>12 TURNER L.</b> (GBR)	Kawasaki	23.748 +0.004	29.340	27.933	28.619 +0.276	<b>1'49.640</b> 1'49.920	28	0.280
29	<b>88 DUFTON E.</b> (GBR)	Kawasaki	23.836 +0.184	29.666	27.806	28.406	<b>1'49.714</b> 1'49.898	27	0.184
30	<b>75 SMITH C.</b> (GBR)	Kawasaki	23.851 +0.223	29.746 +0.139	27.709	28.475	<b>1'49.781</b> 1'50.143	32	0.362
31	<b>39 SELLORS C.</b> (GBR)	Kawasaki	23.704 +0.095	29.442 +0.229	28.012	28.642	<b>1'49.800</b> 1'50.124	31	0.324
32	<b>99 LONGMORE M.</b> (GBR)	Kawasaki	23.838	29.430	28.170	28.629	<b>1'50.067</b> 1'50.067	29	
33	<b>96 KIRSCH J.</b> (GBR)	Kawasaki	24.029	29.711	27.912	28.633 +0.086	<b>1'50.285</b> 1'50.371	33	0.086

02/07/2021


 Donington Park 4.023 m  
 2 / 2

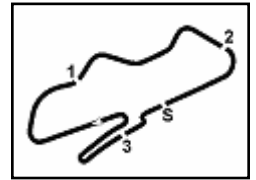
## Prosecco DOC UK Round, 2-4 July 2021

### Ideal Times Qualifying

No.	Rider	Bike	Seg. 1	Seg. 2	Seg. 3	Seg. 4	Ideal Time		
			Diff. 1	Diff. 2	Diff. 3	Diff. 4	Best Lap	Pos.	Diff.
34	<b>21 GILBY L.</b> (GBR)	Yamaha	24.250 +0.283	29.874 +0.254	27.997	28.872 +0.094	<b>1'50.993</b> 1'51.624	35	0.631
35	<b>50 MCMULLAN F.</b> (GBR)	Kawasaki	24.036	29.934 +0.486	28.098 +0.027	28.972	<b>1'51.040</b> 1'51.553	34	0.513
36	<b>20 DICKINSON K.</b> (GBR)	Kawasaki	24.488 +0.210	30.501 +0.025	28.323	29.023	<b>1'52.335</b> 1'52.570	36	0.235
37	<b>27 BEACH C.</b> (GBR)	Kawasaki	24.380 +0.086	30.283	28.449 +0.210	29.274	<b>1'52.386</b> 1'52.682	37	0.296
38	<b>98 MOFFITT B.</b> (GBR)	Kawasaki	24.722 +0.063	30.498	28.625	29.354 +0.797	<b>1'53.199</b> 1'54.059	39	0.860
39	<b>71 MARCUZZO C.</b> (GBR)	Kawasaki	24.375 +0.043	30.742	28.479	29.722	<b>1'53.318</b> 1'53.361	38	0.043
40	<b>77 MORGAN-EDWARDS O</b>	Kawasaki	24.901 +0.252	30.535	29.041	29.869	<b>1'54.346</b> 1'54.598	40	0.252
	<b>34 WHITMORE L.</b> (GBR)	Yamaha							
	<b>66 THOMAS A.</b> (GBR)	Kawasaki							
	<b>68 HAND K.</b> (GBR)	Yamaha							
<b>Overall Ideal Time</b>			22.819	27.908	26.548	26.827	<b>1'44.102</b>		



10



# Prosecco DOC UK Round, 2-4 July 2021

## Analysis Qualifying

Donington Park 4.023 m

1 / 5

1° 69 T. BOOTH AMOS (1'44.519)							
Lap	Seg.1	Seg.2	Seg.3	Seg.4	Lap Time	km/h	Local Time
1		29.268	27.320	28.972		172.5	17:13'00.276
2	23.398	28.195	26.970	27.173	1'45.736	176.2	17:14'46.012
3	23.325	<b>27.908</b>	27.151	27.108	1'45.492	180.6	17:16'31.504
4	23.252	28.003	26.696	27.355	1'45.306	175.3	17:18'16.810
5	23.291	27.982	26.741	27.044	1'45.058	176.5	17:20'01.868
6	23.214	27.930	<b>26.548</b>	<b>26.827</b>	<b>1'44.519</b>	177.3	17:21'46.387
7	<b>23.104</b>	28.815	27.683	27.517	1'47.119	<b>181.5</b>	17:23'33.506
8	23.577	28.054	26.896	27.914	1'46.441	178.2	17:25'19.947
9	23.193	28.315	26.899	31.207	1'49.614P	177.0	17:27'09.561
10	46.451	29.491	26.829	32.012	2'14.783P	175.6	17:29'24.344
11	23.375	28.030	27.625	27.207	1'46.237	177.9	17:31'10.581

2° 46 A. BARNES (1'45.481)							
Lap	Seg.1	Seg.2	Seg.3	Seg.4	Lap Time	km/h	Local Time
1		30.957	27.790	29.998		<b>182.4</b>	17:11'58.523
2	24.106	29.363	27.282	27.789	1'48.540	179.4	17:13'47.063
3	23.056	28.600	27.072	28.044	1'46.772	182.1	17:15'33.835
4	22.977	28.573	27.404	28.599	1'47.553	176.5	17:17'21.388
5	23.042	28.484	27.296	27.733	1'46.555	177.3	17:19'07.943
6	23.092	28.271	27.123	<b>27.297</b>	1'45.783	177.3	17:20'53.726
7	23.079	28.260	26.872	27.496	1'45.707	177.0	17:22'39.433
8	23.105	<b>28.082</b>	26.847	27.501	1'45.535	178.2	17:24'24.968
9	22.980	28.143	<b>26.713</b>	27.645	<b>1'45.481</b>	180.3	17:26'10.449
10	<b>22.930</b>	28.187	27.108	27.944	1'46.169	172.8	17:27'56.618
11	24.740	28.549	26.798	27.762	1'47.849	182.1	17:29'44.467
12	23.053	28.528	27.629	28.352	1'47.562	181.5	17:31'32.029

3° 22 C. DAWSON (1'45.489)							
Lap	Seg.1	Seg.2	Seg.3	Seg.4	Lap Time	km/h	Local Time
1		32.088	29.351	29.657		174.7	17:12'51.644
2	24.252	29.764	28.121	27.715	1'49.852	175.9	17:14'41.496
3	23.457	28.665	27.148	27.347	1'46.617	177.0	17:16'28.113
4	23.249	28.428	26.879	<b>27.167</b>	1'45.723	177.9	17:18'13.836
5	<b>23.173</b>	28.543	26.642	27.305	1'45.663	180.0	17:19'59.499
6	23.208	28.353	<b>26.595</b>	27.429	1'45.585	179.7	17:21'45.084
7	23.974	28.972	27.782	28.049	1'48.777	184.0	17:23'33.861
8	23.449	28.140	26.701	28.009	1'46.299	183.7	17:25'20.160
9	23.359	28.276	26.809	32.087	1'50.531P	179.7	17:27'10.691
10	45.480	29.553	26.747	32.054	2'13.834P	176.5	17:29'24.525
11	23.317	<b>28.127</b>	26.622	27.423	<b>1'45.489</b>	<b>184.6</b>	17:31'10.014

4° 52 K. DIXON (1'45.677)							
Lap	Seg.1	Seg.2	Seg.3	Seg.4	Lap Time	km/h	Local Time
1		30.331	27.765	28.750		<b>184.0</b>	17:11'56.171
2	23.630	28.524	27.229	27.923	1'47.306	180.0	17:13'43.477
3	23.276	28.245	27.407	27.834	1'46.762	174.5	17:15'30.239
4	23.149	28.209	27.186	27.741	1'46.285	177.3	17:17'16.524
5	23.101	28.524	27.166	27.923	1'46.714	177.3	17:19'03.238
6	23.247	28.297	27.401	27.848	1'46.793	177.6	17:20'50.031
7	23.144	28.482	27.743	28.071	1'47.440	173.1	17:22'37.471
8	23.219	<b>28.157</b>	26.966	<b>27.358</b>	1'45.700	178.2	17:24'23.171
9	<b>22.964</b>	28.538	26.876	28.092	1'46.470	179.1	17:26'09.641
10	23.323	28.328	27.350	28.360	1'47.361	180.0	17:27'57.002
11	23.144	28.449	<b>26.573</b>	27.511	<b>1'45.677</b>	180.9	17:29'42.679
12	23.328	29.306	28.402	28.560	1'49.596	175.6	17:31'32.275

5° 11 L. ALLEN (1'45.686)							
Lap	Seg.1	Seg.2	Seg.3	Seg.4	Lap Time	km/h	Local Time
1		30.921	28.447	29.344		175.6	17:11'56.260
2	23.966	28.965	27.132	28.360	1'48.423	181.2	17:13'44.683

3	23.570	28.785	27.476	28.571	1'48.402	181.5	17:15'33.085
4	23.408	28.973	27.438	28.654	1'48.473	183.4	17:17'21.558
5	23.223	28.671	27.107	27.781	1'46.782	180.9	17:19'08.340
6	<b>23.016</b>	28.515	27.058	27.631	1'46.220	180.6	17:20'54.560
7	23.114	28.994	27.259	27.558	1'46.925	178.2	17:22'41.485
8	23.251	28.864	27.116	27.508	1'46.739	178.8	17:24'28.224
9	23.180	28.718	<b>26.769</b>	27.539	1'46.206	<b>184.3</b>	17:26'14.430
10	23.162	28.746	26.982	27.575	1'46.465	180.6	17:28'00.895
11	23.138	28.575	27.001	<b>27.342</b>	1'46.056	180.3	17:29'46.951
12	23.157	<b>28.344</b>	26.810	27.375	<b>1'45.686</b>	180.9	17:31'32.637

6° 14 J. MCMANUS (1'46.140)							
Lap	Seg.1	Seg.2	Seg.3	Seg.4	Lap Time	km/h	Local Time
1		30.718	31.459	28.705		149.3	17:12'56.684
2	23.624	28.992	27.585	28.024	1'48.225	181.2	17:14'44.909
3	23.425	28.808	27.421	27.887	1'47.541	177.9	17:16'32.450
4	23.070	28.551	27.145	27.683	1'46.449	181.8	17:18'18.899
5	23.003	28.497	27.204	27.775	1'46.479	182.1	17:20'05.378
6	23.134	28.467	27.140	27.795	1'46.536	181.8	17:21'51.914
7	23.367	28.867	27.080	27.822	1'47.136	180.9	17:23'39.050
8	23.569	28.722	27.005	<b>27.619</b>	1'46.915	184.3	17:25'25.965
9	23.279	28.448	<b>26.710</b>	27.703	<b>1'46.140</b>	<b>187.2</b>	17:27'12.105
10	23.034	<b>28.407</b>	27.132	27.978	1'46.551	184.0	17:28'58.656
11	<b>22.819</b>	28.417	27.202	27.865	1'46.303	183.4	17:30'44.959

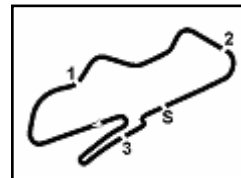
7° 5 O. JONES (1'46.160)							
Lap	Seg.1	Seg.2	Seg.3	Seg.4	Lap Time	km/h	Local Time
1		29.999	28.209	28.617		176.8	17:12'13.168
2	23.486	30.153	29.445	33.786	1'56.870P	170.9	17:14'10.038
3	38.247	28.821	27.639	28.478	2'03.185P	176.8	17:16'13.223
4	23.386	28.751	27.502	27.719	1'47.358	177.6	17:18'00.581
5	23.269	28.708	33.451	29.866	1'55.294C	172.0	17:19'55.875
6	23.449	28.758	27.622	29.963	1'49.792	178.2	17:21'45.667
7	23.585	29.428	27.297	28.123	1'48.433	<b>184.6</b>	17:23'34.100
8	23.315	28.505	<b>26.680</b>	<b>27.660</b>	<b>1'46.160</b>	183.4	17:25'20.260
9	<b>22.972</b>	<b>28.371</b>	26.851	28.000	1'46.194	181.2	17:27'06.454
10	23.241	29.088	28.709	33.801	1'54.839P	177.3	17:29'01.293

8° 38 A. DAVIE (1'46.198)							
Lap	Seg.1	Seg.2	Seg.3	Seg.4	Lap Time	km/h	Local Time
1		30.317	27.595	28.681		176.8	17:12'44.458
2	23.467	28.529	27.301	27.956	1'47.253	178.2	17:14'31.711
3	23.417	28.427	27.211	27.858	1'46.913	178.8	17:16'18.624
4	23.584	28.354	26.934	28.222	1'47.094	180.0	17:18'05.718
5	23.354	28.788	27.005	27.958	1'47.105	<b>182.1</b>	17:19'52.823
6	24.128	29.505	27.522	32.268	1'53.423P	179.7	17:21'46.246
7	59.196	28.474	26.984	28.019	2'22.673P	179.1	17:24'08.919
8	23.261	28.311	26.919	<b>27.715</b>	1'46.206	178.5	17:25'55.125
9	<b>23.243</b>	28.376	26.840	27.739	<b>1'46.198</b>	181.8	17:27'41.323
10	23.303	<b>28.306</b>	27.108	27.972	1'46.689	181.2	17:29'28.012
11	23.588	28.757	<b>26.810</b>	28.230	1'47.385	180.3	17:31'15.397

9° 47 J. FARRAGHER (1'47.203)							
Lap	Seg.1	Seg.2	Seg.3	Seg.4	Lap Time	km/h	Local Time
1		31.509	29.268	30.775		<b>182.7</b>	17:12'06.034
2	24.646	29.766	27.830	28.745	1'50.987	180.0	17:13'57.021
3	23.758	28.955	27.300	28.971	1'48.984	180.6	17:15'46.005
4	23.366	29.380	27.697	28.084	1'48.527	178.8	17:17'34.532
5	23.509	29.318	<b>27.126</b>	28.387	1'48.340	179.7	17:19'22.872
6	23.577	29.650	27.800	28.528	1'49.555	175.0	17:21'12.427
7	23.560	28.740	27.661	28.044	1'48.005	172.5	17:23'00.432
8	23.532	<b>28.694</b>	27.251	<b>27.726</b>	<b>1'47.203</b>	175.6	17:24'47.635

02/07/2021

P = Pits In/Out - C = Lap Time Cancelled



## Prosecco DOC UK Round, 2-4 July 2021

### Analysis Qualifying

9	<b>23.312</b>	28.981	28.249	28.610	1'49.152	176,8	17:26'36.787
10	23.555	29.105	27.277	28.540	1'48.477	177,9	17:28'25.264
11	23.648	29.115	27.314	28.264	1'48.341	177,3	17:30'13.605

10° 33 D. CONNELL (1'47.277)							
Lap	Seg.1	Seg.2	Seg.3	Seg.4	Lap Time	km/h	Local Time
1		33.749	31.102	29.642		154,0	17:12'17.565
2	23.939	29.241	27.612	28.944	1'49.736	178,5	17:14'07.301
3	23.613	29.852	27.766	29.257	1'50.488	178,5	17:15'57.789
4	23.831	29.312	27.515	29.076	1'49.734	178,5	17:17'47.523
5	24.045	29.307	27.418	28.597	1'49.367	177,9	17:19'36.890
6	23.723	29.336	27.635	35.473	1'56.167P	<b>179,1</b>	17:21'33.057
7	1'12.593	28.801	27.161	28.187	2'36.742P	<b>179,1</b>	17:24'09.799
8	23.600	28.798	27.279	28.117	1'47.794	177,3	17:25'57.593
9	<b>23.460</b>	28.796	<b>27.064</b>	28.615	1'47.935	177,6	17:27'45.528
10	23.706	28.704	27.131	28.195	1'47.736	177,9	17:29'33.264
11	23.626	<b>28.475</b>	27.102	<b>28.074</b>	<b>1'47.277</b>	178,2	17:31'20.541

11° 2 J. THOMAS (1'47.360)							
Lap	Seg.1	Seg.2	Seg.3	Seg.4	Lap Time	km/h	Local Time
1		30.513	28.564	29.356		173,1	17:11'55.096
2	23.891	29.063	27.676	28.495	1'49.125	174,2	17:13'44.221
3	23.773	28.691	27.572	28.401	1'48.437	176,8	17:15'32.658
4	23.641	28.851	27.376	28.662	1'48.530	176,2	17:17'21.188
5	24.097	<b>28.532</b>	27.211	28.276	1'48.116	<b>180,9</b>	17:19'09.304
6	<b>23.459</b>	28.593	27.237	28.201	1'47.490	177,3	17:20'56.794
7	23.575	28.764	27.362	28.274	1'47.975	176,8	17:22'44.769
8	23.581	28.810	27.691	29.608	1'49.690	175,3	17:24'34.459
9	23.638	29.130	27.907	28.565	1'49.240	175,3	17:26'23.699
10	23.751	28.888	27.313	28.227	1'48.179	176,8	17:28'11.878
11	23.553	28.660	27.192	<b>27.955</b>	<b>1'47.360</b>	176,8	17:29'59.238
12	23.670	28.644	<b>27.160</b>	27.994	1'47.468	176,8	17:31'46.706

12° 93 M. HARDIE (1'47.401)							
Lap	Seg.1	Seg.2	Seg.3	Seg.4	Lap Time	km/h	Local Time
1		31.357	28.706	29.306		178,8	17:11'57.661
2	24.515	29.587	27.652	28.258	1'50.012	178,5	17:13'47.673
3	23.694	28.908	27.900	28.469	1'48.971	176,2	17:15'36.644
4	23.478	28.586	27.332	28.183	1'47.579	<b>179,7</b>	17:17'24.223
5	23.630	28.973	27.419	28.427	1'48.449	175,9	17:19'12.672
6	23.704	28.828	27.599	28.040	1'48.171	174,5	17:21'00.843
7	23.657	29.199	27.784	28.638	1'49.278	174,7	17:22'50.121
8	23.750	28.945	27.606	28.031	1'48.332	174,5	17:24'38.453
9	23.540	28.790	27.650	28.258	1'48.238	177,6	17:26'26.691
10	23.598	28.826	<b>27.137</b>	<b>27.982</b>	1'47.543	177,3	17:28'14.234
11	<b>23.410</b>	<b>28.585</b>	27.267	28.139	<b>1'47.401</b>	176,8	17:30'01.635
12	23.545	28.901	27.268	28.165	1'47.879	176,8	17:31'49.514

13° 74 F. SMART-WEEDEN (1'47.563)							
Lap	Seg.1	Seg.2	Seg.3	Seg.4	Lap Time	km/h	Local Time
1		31.086	28.207	30.321		175,6	17:11'56.934
2	23.712	28.880	27.408	28.925	1'48.925	<b>182,1</b>	17:13'45.859
3	23.699	28.932	27.620	28.345	1'48.596	178,2	17:15'34.455
4	23.584	28.610	27.321	<b>28.291</b>	1'47.806	177,0	17:17'22.261
5	23.910	28.532	27.409	28.480	1'48.331	177,3	17:19'10.592
6	23.642	28.577	27.418	28.334	1'47.971	175,9	17:20'58.563
7	23.619	28.907	27.351	28.332	1'48.209	174,7	17:22'46.772
8	<b>23.452</b>	28.737	27.513	28.411	1'48.113	175,6	17:24'34.885
9	23.593	29.552	27.469	28.661	1'49.275	175,6	17:26'24.160
10	23.658	28.733	27.424	28.617	1'48.432	180,0	17:28'12.592
11	23.509	<b>28.467</b>	27.243	28.344	<b>1'47.563</b>	176,2	17:30'00.155
12	23.869	28.566	<b>27.112</b>	28.437	1'47.984	176,5	17:31'48.139

14° 17 Z. SHELTON (1'47.591)							
Lap	Seg.1	Seg.2	Seg.3	Seg.4	Lap Time	km/h	Local Time
1		31.970	29.329	30.144		177,0	17:12'05.531
2	24.880	29.355	28.474	28.679	1'51.388	178,2	17:13'56.919
3	23.728	29.522	27.669	32.331	1'53.250P	<b>180,9</b>	17:15'50.169
4	1'36.702	29.258	27.768	28.600	3'02.328P	175,3	17:18'52.497
5	23.897	29.009	27.533	28.874	1'49.313	175,9	17:20'41.810
6	23.772	28.811	27.487	28.482	1'48.552	175,9	17:22'30.362
7	23.677	<b>28.664</b>	27.280	28.188	1'47.809	176,2	17:24'18.171
8	<b>23.541</b>	28.705	27.216	<b>28.158</b>	1'47.620	176,8	17:26'05.791
9	23.581	28.674	<b>27.165</b>	28.171	<b>1'47.591</b>	177,6	17:27'53.382
10	23.914	28.699	27.274	31.675	1'51.562P	177,9	17:29'44.944

15° 15 C. JONES (1'47.672)							
Lap	Seg.1	Seg.2	Seg.3	Seg.4	Lap Time	km/h	Local Time
1		31.287	28.522	29.585		175,0	17:11'55.717
2	24.213	29.120	27.952	29.024	1'50.309	177,3	17:13'46.026
3	23.741	29.535	27.698	28.577	1'49.551	<b>179,1</b>	17:15'35.577
4	23.803	29.164	27.916	28.297	1'49.180	176,2	17:17'24.757
5	23.467	29.372	27.547	28.214	1'48.600	177,9	17:19'13.357
6	23.406	29.092	27.315	28.235	1'48.048	<b>179,1</b>	17:21'01.405
7	23.532	29.369	27.409	32.711	1'53.021P	177,3	17:22'54.426
8	1'02.799	29.285	27.462	28.264	2'27.810P	178,5	17:25'22.236
9	23.770	30.068	27.684	28.540	1'50.062	177,0	17:27'12.298
10	<b>23.372</b>	<b>28.970</b>	<b>27.165</b>	28.165	<b>1'47.672</b>	<b>179,1</b>	17:28'59.970
11	23.596	29.099	27.448	<b>28.085</b>	1'48.228	<b>179,1</b>	17:30'48.198

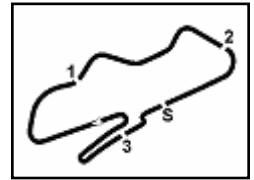
16° 82 A. VALENTE (1'48.049)							
Lap	Seg.1	Seg.2	Seg.3	Seg.4	Lap Time	km/h	Local Time
1		31.188	29.210	30.226		174,5	17:12'22.328
2	24.378	31.572	29.605	29.222	1'54.777	172,5	17:14'17.105
3	24.023	29.986	28.300	29.811	1'52.120	174,7	17:16'09.225
4	23.855	29.579	27.901	28.789	1'50.124	174,2	17:17'59.349
5	24.640	29.911	28.073	34.201	1'56.825P	<b>177,0</b>	17:19'56.174
6	44.494	29.623	28.071	28.694	2'10.882P	172,2	17:22'07.056
7	24.006	29.399	27.853	28.195	1'49.453	172,2	17:23'56.509
8	23.816	29.226	27.978	29.069	1'50.089	172,2	17:25'46.598
9	<b>23.734</b>	29.135	27.670	28.719	1'49.258	173,6	17:27'35.856
10	23.974	31.194	28.166	28.476	1'51.810	173,1	17:29'27.666
11	23.768	<b>28.752</b>	<b>27.405</b>	<b>28.124</b>	<b>1'48.049</b>	173,6	17:31'15.715

17° 25 K. KENT (1'48.307)							
Lap	Seg.1	Seg.2	Seg.3	Seg.4	Lap Time	km/h	Local Time
1		34.632	31.445	29.695		162,9	17:12'15.517
2	24.448	29.743	27.825	28.707	1'50.723	176,8	17:14'06.240
3	24.220	31.183	28.962	39.506	2'03.871P	178,8	17:16'10.111
4	1'57.294	36.322	30.428	32.571	3'36.615P	171,4	17:19'46.726
5	24.140	30.462	27.742	50.559	2'12.903P	179,4	17:21'59.629
6	1'59.416	30.596	28.853	28.930	3'27.795P	172,5	17:25'27.424
7	23.779	29.160	27.615	28.697	1'49.251	176,8	17:27'16.675
8	23.838	30.633	28.668	29.156	1'52.295	171,4	17:29'08.970
9	<b>23.706</b>	<b>28.882</b>	<b>27.319</b>	<b>28.400</b>	<b>1'48.307</b>	<b>180,0</b>	17:30'57.277

18° 23 J. ELLIS (1'48.584)							
Lap	Seg.1	Seg.2	Seg.3	Seg.4	Lap Time	km/h	Local Time
1		30.430	28.792	30.738		172,2	17:11'57.631
2	24.820	30.204	27.755	28.899	1'51.678	<b>181,5</b>	17:13'49.309
3	23.812	30.187	27.929	28.934	1'50.862	179,7	17:15'40.171
4	23.976	29.674	28.471	33.729	1'55.850P	177,0	17:17'36.021
5	47.733	29.974	28.031	28.887	2'14.625P	177,6	17:19'50.646
6	23.982	29.879	27.648	28.868	1'50.377	176,8	17:21'41.023



10



Donington Park 4.023 m

3 / 5

## Prosecco DOC UK Round, 2-4 July 2021

### Analysis Qualifying

7	23.987	29.380	27.757	28.113	1'49.237	175,9	17:23'30.260	<b>23° 56 B. WILSON (1'49.539)</b>							
8	23.691	29.602	27.882	28.404	1'49.579	176,5	17:25'19.839	Lap	Seg.1	Seg.2	Seg.3	Seg.4	Lap Time	km/h	Local Time
9	<b>23.562</b>	<b>29.177</b>	<b>27.505</b>	28.340	<b>1'48.584</b>	177,9	17:27'08.423	1		31.951	28.958	29.937	173,6	17:12'00.379	
10	23.902	29.188	27.565	28.127	1'48.782	180,9	17:28'57.205	2	24.511	29.760	28.298	29.323	1'51.892	176,5	17:13'52.271
11	23.665	29.198	27.701	<b>28.073</b>	1'48.637	180,3	17:30'45.842	3	24.200	30.585	28.601	29.666	1'53.052	177,0	17:15'45.323
<b>19° 67 J. STEPHENSON (1'48.746)</b>								4	24.172	30.048	<b>27.593</b>	29.015	1'50.828	<b>181,2</b>	17:17'36.151
Lap	Seg.1	Seg.2	Seg.3	Seg.4	Lap Time	km/h	Local Time	5	23.998	29.745	27.863	29.513	1'51.119	180,6	17:19'27.270
1		32.371	29.077	30.638		173,9	17:12'02.777	6	24.089	29.740	27.838	28.774	1'50.441	178,2	17:21'17.711
2	24.144	29.922	27.903	29.433	1'51.402	<b>181,5</b>	17:13'54.179	7	<b>23.728</b>	29.485	27.885	28.806	1'49.904	179,4	17:23'07.615
3	24.063	29.446	28.597	35.007	1'57.113P	177,9	17:15'51.292	8	24.351	29.619	27.673	<b>28.394</b>	1'50.037	179,7	17:24'57.652
4	44.448	29.632	28.508	28.769	2'11.357P	173,6	17:18'02.649	9	23.915	<b>29.171</b>	27.913	28.540	<b>1'49.539</b>	177,9	17:26'47.191
5	23.739	29.459	28.046	28.659	1'49.903	177,0	17:19'52.552	10	24.214	30.428	27.610	30.123	1'52.375	180,0	17:28'39.566
6	23.660	30.571	28.076	29.911	1'52.218	178,2	17:21'44.770	11	23.869	30.045	28.089	28.669	1'50.672	175,0	17:30'30.238
7	24.208	30.497	27.408	29.504	1'51.617	178,8	17:23'36.387	<b>24° 37 J. FERRIS (1'49.567)</b>							
8	24.301	29.728	28.216	29.469	1'51.714	176,8	17:25'28.101	Lap	Seg.1	Seg.2	Seg.3	Seg.4	Lap Time	km/h	Local Time
9	<b>23.320</b>	29.176	27.665	<b>28.585</b>	<b>1'48.746</b>	177,3	17:27'16.847	1		32.810	29.164	29.713	177,9	17:12'04.253	
10	23.822	30.132	27.394	28.603	1'49.951	176,8	17:29'06.798	2	25.086	30.238	29.302	28.605	1'53.231	172,0	17:13'57.484
11	24.027	<b>29.110</b>	<b>27.283</b>	28.925	1'49.345	177,3	17:30'56.143	3	23.936	29.866	28.030	28.554	1'50.386	174,7	17:15'47.870
<b>20° 24 K. SMITH (1'49.167)</b>								4	24.135	29.994	28.076	28.680	1'50.885	174,5	17:17'38.755
Lap	Seg.1	Seg.2	Seg.3	Seg.4	Lap Time	km/h	Local Time	5	24.049	30.001	28.142	28.491	1'50.683	172,8	17:19'29.438
1		31.914	28.797	30.541		174,5	17:12'02.079	6	<b>23.924</b>	30.048	28.160	28.370	1'50.502	173,1	17:21'19.940
2	24.407	29.758	<b>27.437</b>	28.964	1'50.566	<b>183,7</b>	17:13'52.645	7	23.974	30.117	28.152	28.488	1'50.731	172,2	17:23'10.671
3	24.078	29.992	28.017	<b>28.213</b>	1'50.300	179,4	17:15'42.945	8	23.974	29.736	27.988	<b>28.127</b>	1'49.825	172,0	17:25'00.496
4	<b>23.708</b>	<b>29.293</b>	27.444	28.722	<b>1'49.167</b>	175,9	17:17'32.112	9	24.001	30.202	28.200	29.077	1'51.480	172,5	17:26'51.976
5	24.259	29.414	28.100	31.245	1'53.018	172,5	17:19'25.130	10	23.947	30.317	28.584	28.624	1'51.472	174,5	17:28'43.448
6	23.941	29.770	27.821	33.637	1'55.169P	179,4	17:21'20.299	11	23.939	<b>29.551</b>	<b>27.890</b>	28.187	<b>1'49.567</b>	174,2	17:30'33.015
7	1'54.782	30.038	28.348	28.889	3'22.057P	172,5	17:24'42.356	<b>25° 3 L. JONES (1'49.689)</b>							
8	24.149	29.527	27.767	28.316	1'49.759	173,9	17:26'32.115	Lap	Seg.1	Seg.2	Seg.3	Seg.4	Lap Time	km/h	Local Time
9	23.814	29.931	27.556	28.342	1'49.643	175,0	17:28'21.758	1		31.334	28.488	30.443	182,4	17:11'58.418	
10	24.046	29.678	27.743	28.337	1'49.804	174,7	17:30'11.562	2	24.398	29.987	27.861	29.377	1'51.623	180,3	17:13'50.041
<b>21° 42 C. JOHNSON (1'49.398)</b>								3	24.002	29.800	28.347	29.896	1'52.045	182,4	17:15'42.086
Lap	Seg.1	Seg.2	Seg.3	Seg.4	Lap Time	km/h	Local Time	4	24.011	30.190	27.849	29.657	1'51.707	182,1	17:17'33.793
1		31.498	28.366	29.629		179,7	17:11'57.851	5	24.140	29.884	27.801	29.400	1'51.225	181,8	17:19'25.018
2	24.440	29.993	27.803	28.842	1'51.078	<b>180,3</b>	17:13'48.929	6	23.906	29.745	27.771	29.172	1'50.594	178,5	17:21'15.612
3	23.910	29.701	27.968	29.345	1'50.924	177,0	17:15'39.853	7	24.056	29.651	28.195	29.712	1'51.614	177,0	17:23'07.226
4	24.165	29.588	28.766	29.945	1'52.464	174,2	17:17'32.317	8	24.040	29.536	27.960	29.304	1'50.840	179,7	17:24'58.066
5	23.801	29.811	28.363	29.610	1'51.585	179,4	17:19'23.902	9	23.759	29.341	27.695	<b>28.894</b>	<b>1'49.689</b>	<b>184,6</b>	17:26'47.755
6	<b>23.781</b>	29.318	27.799	28.699	1'49.597	175,3	17:21'13.499	10	23.895	29.640	<b>27.545</b>	29.158	1'50.238	182,1	17:28'37.993
7	23.940	29.570	27.749	28.653	1'49.912	174,7	17:23'03.411	11	<b>23.714</b>	<b>29.314</b>	27.673	29.152	1'49.853	182,7	17:30'27.846
8	24.073	29.256	27.722	28.709	1'49.760	175,3	17:24'53.171	<b>26° 8 C. MOFFITT (1'49.760)</b>							
9	23.942	29.444	27.946	28.629	1'49.961	174,2	17:26'43.132	Lap	Seg.1	Seg.2	Seg.3	Seg.4	Lap Time	km/h	Local Time
10	24.079	29.269	<b>27.661</b>	28.678	1'49.687	176,8	17:28'32.819	1		32.174	29.609	30.796	170,6	17:12'01.703	
11	23.915	<b>29.184</b>	27.820	<b>28.479</b>	<b>1'49.398</b>	174,7	17:30'22.217	2	24.220	29.772	28.695	29.333	1'52.020	176,8	17:13'53.723
<b>22° 90 H. COOK (1'49.445)</b>								3	24.403	30.197	28.181	29.315	1'52.096	180,9	17:15'45.819
Lap	Seg.1	Seg.2	Seg.3	Seg.4	Lap Time	km/h	Local Time	4	24.103	29.781	28.076	28.957	1'50.917	<b>182,4</b>	17:17'36.736
1		31.759	28.636	29.749		181,5	17:12'02.074	5	23.785	<b>29.545</b>	28.008	29.058	1'50.396	180,6	17:19'27.132
2	24.034	29.794	28.206	28.649	1'50.683	<b>181,8</b>	17:13'52.757	6	24.095	29.624	<b>27.578</b>	<b>28.468</b>	1'49.765	178,5	17:21'16.897
3	24.106	30.184	28.153	29.791	1'52.234	180,0	17:15'44.991	7	24.291	29.583	27.717	28.933	1'50.524	179,1	17:23'07.421
4	<b>23.736</b>	29.687	28.470	28.987	1'50.880	176,5	17:17'35.871	8	24.198	29.572	28.457	31.340	1'53.567	176,8	17:25'00.988
5	24.073	29.700	28.266	28.757	1'50.796	178,2	17:19'26.667	9	24.033	29.789	28.252	28.587	1'50.661	177,6	17:26'51.649
6	24.284	29.621	28.096	<b>28.356</b>	1'50.357	178,8	17:21'17.024	10	24.054	29.931	27.933	28.529	1'50.447	175,0	17:28'42.096
7	23.882	29.518	<b>27.643</b>	28.680	1'49.723	178,5	17:23'06.747	11	<b>23.739</b>	29.749	27.637	28.635	<b>1'49.760</b>	176,8	17:30'31.856
8	24.129	29.533	27.971	28.749	1'50.382	175,6	17:24'57.129	<b>27° 88 E. DUFTON (1'49.898)</b>							
9	23.929	29.529	27.691	28.502	1'49.651	177,3	17:26'46.780	Lap	Seg.1	Seg.2	Seg.3	Seg.4	Lap Time	km/h	Local Time
10	24.261	29.734	27.960	28.832	1'50.787	177,6	17:28'37.567	1		31.066	28.577	29.731	177,6	17:11'57.345	
11	23.873	<b>29.391</b>	27.680	28.501	<b>1'49.445</b>	177,6	17:30'27.012	2	24.491	30.152	27.831	28.735	1'51.209	<b>179,4</b>	17:13'48.554
								3	24.239	29.954	28.113	29.555	1'51.861	178,8	17:15'40.415
								4	23.987	29.799	28.179	29.171	1'51.136	179,1	17:17'31.551

02/07/2021

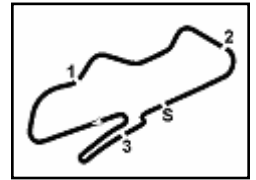
P = Pits In/Out - C = Lap Time Cancelled

FICR PERUGIA TIMING





10



# Prosecco DOC UK Round, 2-4 July 2021 Analysis Qualifying

Donington Park 4.023 m

4 / 5

5	23.977	30.249	27.986	28.575	1'50.787	176,5	17:19'22.338
6	24.465	30.544	31.233	38.722	2'04.964P	159,0	17:21'27.302
7	1'13.612	30.742	28.690	29.865	2'42.909P	172,0	17:24'10.211
8	<b>23.836</b>	29.871	27.973	28.782	1'50.462	174,2	17:26'00.673
9	24.020	<b>29.666</b>	<b>27.806</b>	<b>28.406</b>	<b>1'49.898</b>	176,8	17:27'50.571
10	23.947	29.754	28.143	29.047	1'50.891	176,5	17:29'41.462
11	24.619	29.848	28.434	36.941	1'59.842P	171,7	17:31'41.304

28° 12 L. TURNER (1'49.920)							
Lap	Seg.1	Seg.2	Seg.3	Seg.4	Lap Time	km/h	Local Time
1		32.889	29.582	30.376		179,7	17:12'09.652
2	24.791	31.382	28.755	29.983	1'54.911	176,8	17:14'04.563
3	24.275	30.475	28.841	29.766	1'53.357	177,0	17:15'57.920
4	23.964	29.753	28.262	29.077	1'51.056	<b>180,6</b>	17:17'48.976
5	24.026	30.530	28.650	29.147	1'52.353	178,2	17:19'41.329
6	23.933	29.949	28.543	29.079	1'51.504	176,2	17:21'32.833
7	24.127	29.841	28.038	28.966	1'50.972	174,7	17:23'23.805
8	23.752	<b>29.340</b>	<b>27.933</b>	28.895	<b>1'49.920</b>	179,4	17:25'13.725
9	<b>23.748</b>	29.440	28.416	28.896	1'50.500	174,2	17:27'04.225
10	23.968	29.830	28.382	28.874	1'51.054	175,6	17:28'55.279
11	24.049	29.960	28.895	28.619	1'51.523	175,3	17:30'46.802

29° 99 M. LONGMORE (1'50.067)							
Lap	Seg.1	Seg.2	Seg.3	Seg.4	Lap Time	km/h	Local Time
1		32.679	30.585	30.656		172,8	17:12'03.871
2	25.047	30.567	29.614	30.038	1'55.266	172,8	17:13'59.137
3	24.431	30.218	29.132	29.645	1'53.426	172,5	17:15'52.563
4	24.661	30.263	28.569	29.357	1'52.850	172,8	17:17'45.413
5	24.626	30.338	28.702	29.196	1'52.862	172,8	17:19'38.275
6	24.294	30.332	28.911	29.357	1'52.894	172,0	17:21'31.169
7	24.238	29.920	28.652	29.261	1'52.071	171,4	17:23'23.240
8	24.088	30.026	28.328	28.838	1'51.280	172,0	17:25'14.520
9	24.118	29.664	28.254	28.814	1'50.850	171,7	17:27'05.370
10	<b>23.838</b>	<b>29.430</b>	<b>28.170</b>	<b>28.629</b>	<b>1'50.067</b>	<b>179,4</b>	17:28'55.437
11	24.045	30.233	28.429	29.200	1'51.907	171,7	17:30'47.344

30° 30 C. BROWN (1'50.117)							
Lap	Seg.1	Seg.2	Seg.3	Seg.4	Lap Time	km/h	Local Time
1		33.888	29.921	30.542		173,6	17:12'09.753
2	24.917	31.486	29.117	29.907	1'55.427	178,5	17:14'05.180
3	24.934	31.217	28.767	30.049	1'54.967	181,8	17:16'00.147
4	25.182	30.511	28.499	29.513	1'53.705	177,3	17:17'53.852
5	24.279	29.850	28.215	29.348	1'51.692	<b>182,1</b>	17:19'45.544
6	24.148	29.648	27.826	<b>28.495</b>	<b>1'50.117</b>	177,6	17:21'35.661
7	23.987	29.732	28.097	28.675	1'50.491	175,0	17:23'26.152
8	23.895	29.816	28.123	28.806	1'50.640	176,2	17:25'16.792
9	23.944	<b>29.533</b>	<b>27.593</b>	29.351	1'50.421	179,1	17:27'07.213
10	23.881	29.830	28.360	29.278	1'51.349	177,3	17:28'58.562
11	<b>23.877</b>	29.862	27.899	28.841	1'50.479	177,9	17:30'49.041

31° 39 C. SELLORS (1'50.124)							
Lap	Seg.1	Seg.2	Seg.3	Seg.4	Lap Time	km/h	Local Time
1		31.676	29.378	29.837		<b>178,5</b>	17:12'02.504
2	24.196	29.962	28.159	29.048	1'51.365	177,9	17:13'53.869
3	23.799	29.671	<b>28.012</b>	<b>28.642</b>	<b>1'50.124</b>	177,0	17:15'43.993
4	<b>23.704</b>	31.513	32.561	37.982	2'05.760CP	176,5	17:17'49.753
5	6'58.583	30.867	28.416	28.940	8'26.806P	173,6	17:26'16.559
6	24.247	30.737	28.513	29.473	1'52.970	171,1	17:28'09.529
7	24.478	30.266	28.451	28.854	1'52.049	173,3	17:30'01.578
8	24.238	<b>29.442</b>	28.055	28.930	1'50.665	173,9	17:31'52.243

32° 75 C. SMITH (1'50.143)							
Lap	Seg.1	Seg.2	Seg.3	Seg.4	Lap Time	km/h	Local Time
1		31.511	29.396	29.718		175,6	17:12'01.008
2	24.271	29.797	28.058	28.911	1'51.037	179,4	17:13'52.045
3	24.131	30.074	28.366	32.776	1'55.347	174,5	17:15'47.392
4	24.204	<b>29.746</b>	27.916	30.447	1'52.313	176,5	17:17'39.705
5	24.057	32.793	28.507	29.302	1'54.659	172,0	17:19'34.364
6	24.210	29.921	28.145	28.872	1'51.148	173,3	17:21'25.512
7	28.596	30.371	28.487	29.421	1'56.875	172,0	17:23'22.387
8	24.209	29.825	27.883	28.875	1'50.792	174,7	17:25'13.179
9	26.625	30.177	28.187	29.545	1'54.534	173,3	17:27'07.713
10	24.074	29.885	<b>27.709</b>	<b>28.475</b>	<b>1'50.143</b>	<b>182,7</b>	17:28'57.856
11	<b>23.851</b>	34.659	30.074	30.489	1'59.073	166,9	17:30'56.929

33° 96 J. KIRSCH (1'50.371)							
Lap	Seg.1	Seg.2	Seg.3	Seg.4	Lap Time	km/h	Local Time
1		33.124	29.676	30.690		176,8	17:12'06.474
2	24.622	31.036	29.069	29.407	1'54.134	<b>177,9</b>	17:14'00.608
3	24.132	<b>29.711</b>	28.540	29.563	1'51.946	175,9	17:15'52.554
4	24.303	29.990	28.248	28.691	1'51.232	172,8	17:17'43.786
5	24.306	29.785	28.068	<b>28.633</b>	1'50.792	174,7	17:19'34.578
6	24.271	30.132	28.283	31.004	1'53.690	172,5	17:21'28.268
7	24.576	29.987	28.360	28.690	1'51.613	171,4	17:23'19.881
8	25.122	30.226	28.324	28.784	1'52.456	171,1	17:25'12.337
9	24.345	30.199	28.652	28.962	1'52.158	174,7	17:27'04.495
10	24.142	29.801	29.081	29.217	1'52.241	174,5	17:28'56.736
11	<b>24.029</b>	<b>29.711</b>	<b>27.912</b>	28.719	<b>1'50.371</b>	177,3	17:30'47.107

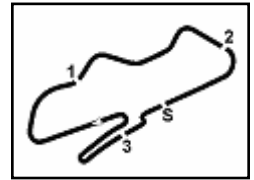
34° 50 F. MCMULLAN (1'51.553)							
Lap	Seg.1	Seg.2	Seg.3	Seg.4	Lap Time	km/h	Local Time
1		32.828	29.539	31.118		176,8	17:12'06.251
2	24.690	31.370	29.329	29.989	1'55.378	173,3	17:14'01.629
3	24.410	30.739	28.548	29.623	1'53.320	175,3	17:15'54.949
4	24.576	<b>29.934</b>	28.528	29.819	1'52.857	174,2	17:17'47.806
5	24.293	30.688	28.335	29.664	1'52.980	175,6	17:19'40.786
6	24.190	30.584	28.367	29.460	1'52.601	174,7	17:21'33.387
7	24.099	29.951	28.207	29.521	1'51.778	176,8	17:23'25.165
8	24.121	30.351	28.593	36.366	1'59.431P	173,6	17:25'24.596
9	1'46.578	30.479	<b>28.098</b>	29.530	3'14.685P	<b>177,6</b>	17:28'39.281
10	<b>24.036</b>	30.420	28.125	<b>28.972</b>	<b>1'51.553</b>	174,7	17:30'30.834

35° 21 L. GILBY (1'51.624)							
Lap	Seg.1	Seg.2	Seg.3	Seg.4	Lap Time	km/h	Local Time
1		32.404	29.647	31.273		175,3	17:12'11.311
2	24.876	30.831	28.903	29.640	1'54.250	177,3	17:14'05.561
3	24.694	30.748	28.846	30.030	1'54.318	<b>180,6</b>	17:15'59.879
4	25.143	30.414	28.610	29.419	1'53.586	175,9	17:17'53.465
5	24.378	<b>29.874</b>	28.457	29.897	1'52.606	176,5	17:19'46.071
6	24.533	30.128	<b>27.997</b>	28.966	<b>1'51.624</b>	175,6	17:21'37.695
7	24.261	29.970	28.355	29.133	1'51.719	173,3	17:23'29.414
8	24.264	29.912	28.328	29.736	1'52.240	173,9	17:25'21.654
9	<b>24.250</b>	30.644	28.459	<b>28.872</b>	1'52.225	173,9	17:27'13.879
10	24.477	30.186	28.140	29.631	1'52.434	172,8	17:29'06.313
11	24.760	29.963	28.132	29.021	1'51.876	172,8	17:30'58.189

36° 20 K. DICKINSON (1'52.570)							
Lap	Seg.1	Seg.2	Seg.3	Seg.4	Lap Time	km/h	Local Time
1		33.234	30.108	30.700		174,2	17:12'08.727
2	25.569	31.435	29.068	30.145	1'56.217	174,2	17:14'04.944
3	24.924	30.983	28.908	29.977	1'54.792	<b>180,3</b>	17:15'59.736
4	24.930	30.991	29.899	30.664	1'56.484	177,9	17:17'56.220
5	24.792	31.256	28.984	29.843	1'54.875	176,5	17:19'51.095

02/07/2021

P = Pits In/Out - C = Lap Time Cancelled



Donington Park 4.023 m

5 / 5

## Prosecco DOC UK Round, 2-4 July 2021

### Analysis Qualifying

6	<b>24.488</b>	30.503	28.665	29.356	1'53.012	176,5	17:21'44.107	1	30.091	<b>28.667</b>	<b>29.054</b>	<b>179,1</b>	17:12'14.548
7	25.316	31.183	28.706	29.070	1'54.275	177,6	17:23'38.382						
8	24.698	30.526	<b>28.323</b>	<b>29.023</b>	<b>1'52.570</b>	177,9	17:25'30.952						
9	24.553	<b>30.501</b>	28.406	29.489	1'52.949	177,3	17:27'23.901						

#### 37° 27 C. BEACH (1'52.682)

Lap	Seg.1	Seg.2	Seg.3	Seg.4	Lap Time	km/h	Local Time
1		32.972	29.878	31.285		177,3	17:12'06.261
2	25.212	31.054	29.049	31.032	1'56.347	<b>178,8</b>	17:14'02.608
3	25.943	31.781	29.275	29.872	1'56.871	175,6	17:15'59.479
4	24.705	30.699	29.091	29.868	1'54.363	173,3	17:17'53.842
5	24.812	30.491	28.575	29.873	1'53.751	177,0	17:19'47.593
6	24.456	30.436	28.609	29.810	1'53.311	177,0	17:21'40.904
7	24.597	31.286	29.095	31.130	1'56.108	177,6	17:23'37.012
8	24.407	30.644	<b>28.449</b>	29.429	1'52.929	176,2	17:25'29.941
9	<b>24.380</b>	30.565	28.522	29.597	1'53.064	174,5	17:27'23.005
10	25.449	30.989	28.572	29.446	1'54.456	173,9	17:29'17.461
11	24.466	<b>30.283</b>	28.659	<b>29.274</b>	<b>1'52.682</b>	172,0	17:31'10.143

#### 38° 71 C. MARCUZZO (1'53.361)

Lap	Seg.1	Seg.2	Seg.3	Seg.4	Lap Time	km/h	Local Time
1		32.952	29.383	31.205		178,2	17:12'05.385
2	25.234	31.348	28.929	30.553	1'56.064	179,7	17:14'01.449
3	24.466	31.448	28.689	30.116	1'54.719	180,6	17:15'56.168
4	24.570	30.830	28.701	30.076	1'54.177	179,4	17:17'50.345
5	24.815	31.233	29.049	30.459	1'55.556	178,5	17:19'45.901
6	24.555	31.299	28.599	30.150	1'54.603	180,6	17:21'40.504
7	24.867	31.208	29.066	30.477	1'55.618	176,5	17:23'36.122
8	25.052	31.826	28.770	29.840	1'55.488	178,8	17:25'31.610
9	24.418	<b>30.742</b>	<b>28.479</b>	<b>29.722</b>	<b>1'53.361</b>	<b>180,9</b>	17:27'24.971
10	24.471	30.877	28.590	30.279	1'54.217	179,4	17:29'19.188
11	<b>24.375</b>	31.025	29.303	31.151	1'55.854	177,6	17:31'15.042

#### 39° 98 B. MOFFITT (1'54.059)

Lap	Seg.1	Seg.2	Seg.3	Seg.4	Lap Time	km/h	Local Time
1		33.828	30.286	30.305		175,3	17:12'10.149
2	24.969	31.570	29.253	29.944	1'55.736	176,8	17:14'05.885
3	25.179	30.910	29.306	29.616	1'55.011	176,2	17:16'00.896
4	24.743	30.606	29.666	<b>29.354</b>	1'54.369	174,7	17:17'55.265
5	<b>24.722</b>	30.847	28.908	29.700	1'54.177	173,6	17:19'49.442
6	24.785	<b>30.498</b>	<b>28.625</b>	30.151	<b>1'54.059</b>	<b>177,3</b>	17:21'43.501
7	25.375	31.333	29.201	37.614	2'03.523P	172,2	17:23'47.024
8	1'09.733	32.043	29.365	30.081	2'41.222P	172,2	17:26'28.246
9	24.752	31.148	29.203	29.826	1'54.929	172,5	17:28'23.175
10	25.044	30.781	29.252	30.554	1'55.631	173,9	17:30'18.806

#### 40° 77 O. MORGAN-EDWARDS (1'54.598)

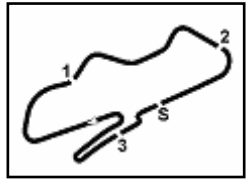
Lap	Seg.1	Seg.2	Seg.3	Seg.4	Lap Time	km/h	Local Time
1		34.266	30.967	31.944		167,7	17:12'14.663
2	25.576	31.685	29.749	30.580	1'57.590	168,7	17:14'12.253
3	25.927	31.297	29.541	30.117	1'56.882	167,4	17:16'09.135
4	25.261	31.334	29.516	30.347	1'56.458	167,9	17:18'05.593
5	25.364	31.203	29.610	30.165	1'56.342	167,2	17:20'01.935
6	25.333	31.383	29.546	30.425	1'56.687	167,4	17:21'58.622
7	25.347	31.074	29.605	30.423	1'56.449	165,6	17:23'55.071
8	25.153	<b>30.535</b>	<b>29.041</b>	<b>29.869</b>	<b>1'54.598</b>	167,7	17:25'49.669
9	24.972	30.725	29.358	30.152	1'55.207	164,9	17:27'44.876
10	<b>24.901</b>	30.710	29.268	32.297	1'57.176	167,2	17:29'42.052
11	25.110	30.592	29.177	42.273	2'07.152P	<b>170,3</b>	17:31'49.204

#### 41° 66 A. THOMAS

Lap	Seg.1	Seg.2	Seg.3	Seg.4	Lap Time	km/h	Local Time
-----	-------	-------	-------	-------	----------	------	------------

02/07/2021

P = Pits In/Out - C = Lap Time Cancelled



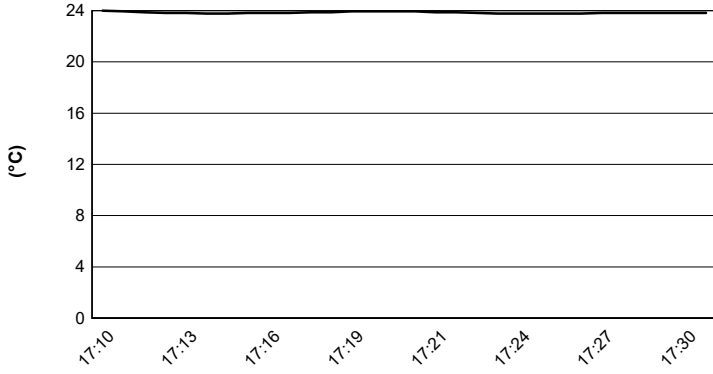
Donington Park 4.023 m

**Prosecco DOC UK Round, 2-4 July 2021**

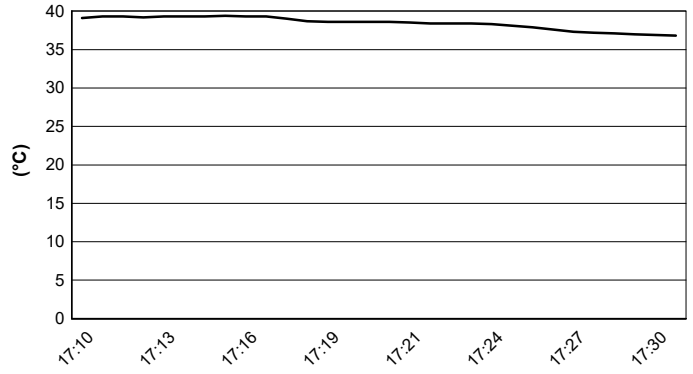
**Weather Report Qualifying**

Session started 17:10 - Session ended 17:32

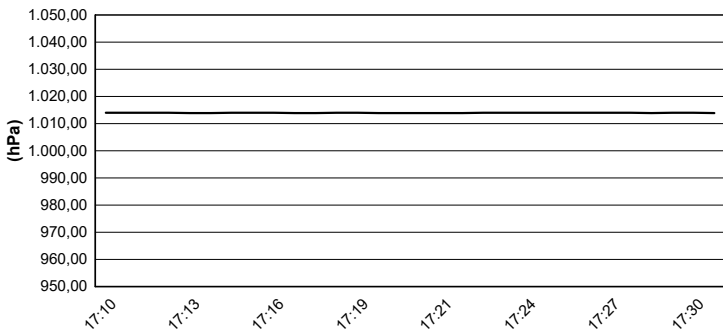
**Air Temperature**



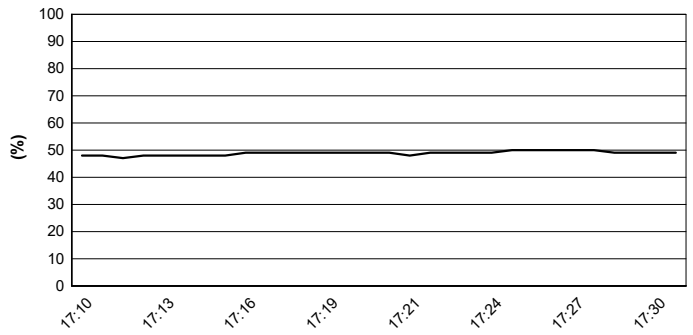
**Track Temperature**



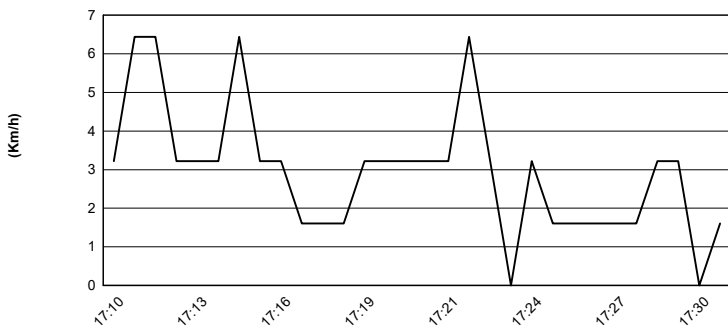
**Air Pressure**



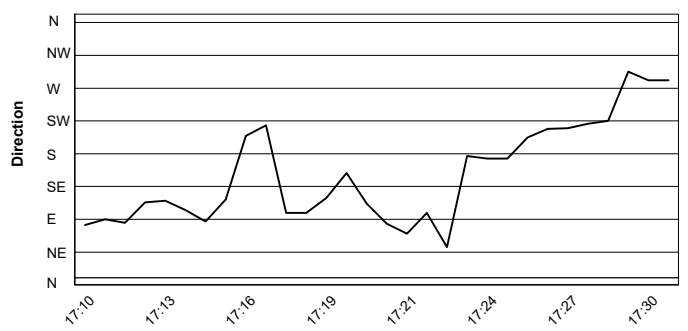
**Humidity**

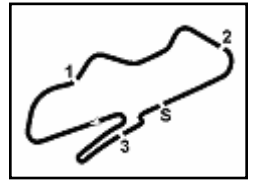


**Wind Speed**



**Wind Direction**





Donington Park 4.023 m

**Prosecco DOC UK Round, 2-4 July 2021**
**Starting Grid - Race 1 (10 Laps x 4,023 km = 40,230 km)**

1	1	69	BOOTH AMOS T. Kawasaki	1'44.519	2	46	BARNES A. Yamaha	1'45.481	3	22	DAWSON C. Kawasaki	1'45.489
2	4	52	DIXON K. Kawasaki	1'45.677	5	11	ALLEN L. Yamaha	1'45.686	6	14	MCMANUS J. Kawasaki	1'46.140
3	7	5	JONES O. Kawasaki	1'46.160	8	38	DAVIE A. Kawasaki	1'46.198	9	47	FARRAGHER J. Kawasaki	1'47.203
4	10	33	CONNELL D. Kawasaki	1'47.277	11	2	THOMAS J. Kawasaki	1'47.360	12	93	HARDIE M. Kawasaki	1'47.401
5	13	74	SMART-WEEDEN F. Kawasaki	1'47.563	14	17	SHELTON Z. Kawasaki	1'47.591	15	15	JONES C. Yamaha	1'47.672
6	16	82	VALENTE A. KTM	1'48.049	17	25	KENT K. Kawasaki	1'48.307	18	23	ELLIS J. Kawasaki	1'48.584
7	19	67	STEPHENSON J. Yamaha	1'48.746	20	24	SMITH K. Kawasaki	1'49.167	21	42	JOHNSON C. Kawasaki	1'49.398
8	22	90	COOK H. Yamaha	1'49.445	23	56	WILSON B. Kawasaki	1'49.539	24	37	FERRIS J. Kawasaki	1'49.567
9	25	3	JONES L. Kawasaki	1'49.689	26	8	MOFFITT C. Kawasaki	1'49.760	27	88	DUFTON E. Kawasaki	1'49.898
10	28	12	TURNER L. Kawasaki	1'49.920	29	99	LONGMORE M. Kawasaki	1'50.067	30	30	BROWN C. Kawasaki	1'50.117
11	31	39	SELLORS C. Kawasaki	1'50.124	32	75	SMITH C. Kawasaki	1'50.143	33	96	KIRSCH J. Kawasaki	1'50.371
12	34	50	MCMULLAN F. Kawasaki	1'51.553	35	21	GILBY L. Yamaha	1'51.624	36	20	DICKINSON K. Kawasaki	1'52.570
13	37	27	BEACH C. Kawasaki	1'52.682	38	71	MARCUZZO C. Kawasaki	1'53.361	39	98	MOFFITT B. Kawasaki	1'54.059
14	40	77	MORGAN-EDWARDS O Kawasaki	1'54.598								