

Prosecco DOC UK Round, 2-4 July 2021

Results Qualifying

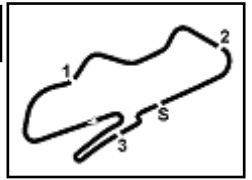
No.	Rider	Nat	Team	Bike	Time	Gap	Rel.	Laps
1	1 DAY Josh	GBR	Host-It.co.uk Racing Team	Ducati	1'34.733			10
2	75 PINSON Elliott	GBR	Symcirrus Motorsport	Ducati	1'35.321	0.588	0.588	10
3	44 BEST Edmund	GBR	Symcirrus Motorsport	Ducati	1'35.852	1.119	0.531	9
4	86 SHOUBRIDGE David	GBR	Rich Energy Ducati	Ducati	1'36.038	1.305	0.186	10
5	43 BULPIN Seb	GBR	Seb Bulpin Racing	Ducati	1'36.342	1.609	0.304	2
6	9 WALKER Chris	GBR	4T2 Racing	Ducati	1'36.363	1.630	0.021	10
7	2 NEVE Craig	GBR	CN Racing	Ducati	1'36.478	1.745	0.115	11
8	3 COX Sam	GBR	Sam Cox Racing	Ducati	1'36.554	1.821	0.076	9
9	4 MCGUINNESS John	GBR	Blue Earth Construction	Ducati	1'36.630	1.897	0.076	9
10	89 JONES David	GBR	Dragon Racing	Ducati	1'36.787	2.054	0.157	8
11	64 TUSTIN Michael	GBR	AH Performance	Ducati	1'37.751	3.018	0.964	10
12	17 STEVENS Carl	GBR	Freeman Harris Solicitors Ducati	Ducati	1'37.815	3.082	0.064	6
13	59 SOLERA Alberto	GBR	Highsparks	Ducati	1'37.889	3.156	0.074	9
14	14 LOFHOUSE Max	GBR	JDF Racing	Ducati	1'38.373	3.640	0.484	11
15	92 JONES Matthew	GBR	Dragon Racing	Ducati	1'38.412	3.679	0.039	9
16	18 SPENCER-FLEET Richard	GBR	RSF Racing / Army Motorcycle Road	Ducati	1'38.525	3.792	0.113	10
17	42 CURRIE Craig	GBR	4T2 Racing	Ducati	1'38.530	3.797	0.005	9
18	40 BOUCHER Daniel	GBR	LBW Racing	Ducati	1'38.706	3.973	0.176	10
19	24 MCLAUGHLIN Lee	GBR	JAC Racing	Ducati	1'38.790	4.057	0.084	10
20	11 FALLA Ben	GBR	True Heros Racing	Ducati	1'38.925	4.192	0.135	11
21	90 KENNELLY Craig	GBR	Resideo Racing	Ducati	1'39.233	4.500	0.308	11
22	49 SAVAGE Oliver	GBR	R Racing	Ducati	1'39.502	4.769	0.269	11
23	33 QUAYLE Illiam	GBR	IQ Racing	Ducati	1'39.729	4.996	0.227	11
24	8 COMPTON Andre	GBR	Blue Earth Construction	Ducati	1'39.837	5.104	0.108	8
25	5 STEVENS Matt	GBR	Tech 5 Racing	Ducati	1'40.048	5.315	0.211	9
26	19 BASTABLE Simon	GBR	Simon Bastable Racing	Ducati	1'40.391	5.658	0.343	9
27	12 TAYLOR Stephen	GBR	STR Racing Team #2	Ducati	1'40.782	6.049	0.391	7
28	6 HASLER Peter	GBR	Art of Racing	Ducati	1'40.804	6.071	0.022	10
29	31 BAINBRIDGE Matt	GBR	Marvel HCL Motorsport	Ducati	1'41.020	6.287	0.216	10
30	36 POTTER Ewan	GBR	AH Performance	Ducati	1'41.191	6.458	0.171	8
31	45 STEVENS Tom	GBR	Tech 5 Racing	Ducati	1'41.300	6.567	0.109	9
32	21 VENN Matt	GBR	Unique Motorsport	Ducati	1'41.832	7.099	0.532	9
33	32 HUGHES Arron	GBR	Art of Racing	Ducati	1'42.010	7.277	0.178	8
34	16 BUCHANAN James	GBR	VMGS Racing	Ducati	1'42.330	7.597	0.320	10
35	7 LONG Mike	GBR	True Heros Racing	Ducati	1'43.368	8.635	1.038	8
----- Not Qualified -----								
NQ	25 FLOWER Matt	GBR	My Ductwork Ducati Racing	Ducati	1'44.537	9.804	1.169	9
NQ	30 BOOTH Andy	GBR	ARB Racing.com	Ducati	1'45.196	10.463	0.659	10
NQ	87 FLETCHER David	GBR	Arrow Racing	Ducati	1'46.322	11.589	1.126	10
NQ	912 HAMBRO Murray	GBR	Legless Racing	Ducati	1'46.731	11.998	0.409	3
NQ	34 WATKINS Christopher	GBR	Arrow Racing	Ducati	1'47.404	12.671	0.673	8
NQ	22 TUNE Ian	GBR	TTS Assit Racing	Ducati	1'48.021	13.288	0.617	4

Qualifying Lap Time (110% of 1'34.733): **1'44.207**

Humidity:	50%	AIR	23°C
Condition:	Dry	Temp:	40°C

02/07/2021 Start 16:40 End 17:01

The results are provisional until the end of the time limit for protests and appeals and the completion of the technical checks.

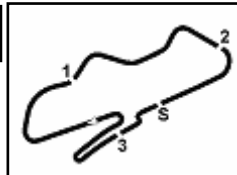


Prosecco DOC UK Round, 2-4 July 2021

Top Speeds Qualifying

BEST LAP			
1	1 DAY Josh	Ducati	1'34.733
2	75 PINSON Elliott	Ducati	1'35.321
3	44 BEST Edmund	Ducati	1'35.852
4	86 SHOUBRIDGE David	Ducati	1'36.038
5	43 BULPIN Seb	Ducati	1'36.342
6	9 WALKER Chris	Ducati	1'36.363
7	2 NEVE Craig	Ducati	1'36.478
8	3 COX Sam	Ducati	1'36.554
9	4 MCGUINNESS John	Ducati	1'36.630
10	89 JONES David	Ducati	1'36.787
11	64 TUSTIN Michael	Ducati	1'37.751
12	17 STEVENS Carl	Ducati	1'37.815
13	59 SOLERA Alberto	Ducati	1'37.889
14	14 LOFTHOUSE Max	Ducati	1'38.373
15	92 JONES Matthew	Ducati	1'38.412
16	18 SPENCER-FLEET Richard	Ducati	1'38.525
17	42 CURRIE Craig	Ducati	1'38.530
18	40 BOUCHER Daniel	Ducati	1'38.706
19	24 MCLAUGHLIN Lee	Ducati	1'38.790
20	11 FALLA Ben	Ducati	1'38.925
21	90 KENNELLY Craig	Ducati	1'39.233
22	49 SAVAGE Oliver	Ducati	1'39.502
23	33 QUAYLE Iliam	Ducati	1'39.729
24	8 COMPTON Andre	Ducati	1'39.837
25	5 STEVENS Matt	Ducati	1'40.048
26	19 BASTABLE Simon	Ducati	1'40.391
27	12 TAYLOR Stephen	Ducati	1'40.782
28	6 HASLER Peter	Ducati	1'40.804
29	31 BAINBRIDGE Matt	Ducati	1'41.020
30	36 POTTER Ewan	Ducati	1'41.191
31	45 STEVENS Tom	Ducati	1'41.300
32	21 VENN Matt	Ducati	1'41.832
33	32 HUGHES Arron	Ducati	1'42.010
34	16 BUCHANAN James	Ducati	1'42.330
35	7 LONG Mike	Ducati	1'43.368
36	25 FLOWER Matt	Ducati	1'44.537
37	30 BOOTH Andy	Ducati	1'45.196
38	87 FLETCHER David	Ducati	1'46.322
39	912 HAMBRO Murray	Ducati	1'46.731
40	34 WATKINS Christopher	Ducati	1'47.404
41	22 TUNE Ian	Ducati	1'48.021

SPEED			
1	9 WALKER Chris	Ducati	240,7
2	18 SPENCER-FLEET Richard	Ducati	240,1
3	1 DAY Josh	Ducati	240,1
4	12 TAYLOR Stephen	Ducati	239,6
5	17 STEVENS Carl	Ducati	239,1
6	59 SOLERA Alberto	Ducati	239,1
7	40 BOUCHER Daniel	Ducati	238,5
8	75 PINSON Elliott	Ducati	238,5
9	44 BEST Edmund	Ducati	238,0
10	36 POTTER Ewan	Ducati	237,0
11	89 JONES David	Ducati	237,0
12	11 FALLA Ben	Ducati	237,0
13	64 TUSTIN Michael	Ducati	237,0
14	86 SHOUBRIDGE David	Ducati	235,9
15	49 SAVAGE Oliver	Ducati	235,4
16	42 CURRIE Craig	Ducati	234,9
17	33 QUAYLE Iliam	Ducati	234,4
18	3 COX Sam	Ducati	234,4
19	8 COMPTON Andre	Ducati	234,4
20	32 HUGHES Arron	Ducati	234,4
21	92 JONES Matthew	Ducati	234,4
22	43 BULPIN Seb	Ducati	233,4
23	5 STEVENS Matt	Ducati	233,4
24	2 NEVE Craig	Ducati	232,9
25	4 MCGUINNESS John	Ducati	232,9
26	6 HASLER Peter	Ducati	232,9
27	90 KENNELLY Craig	Ducati	232,4
28	45 STEVENS Tom	Ducati	232,4
29	14 LOFTHOUSE Max	Ducati	231,4
30	7 LONG Mike	Ducati	230,4
31	21 VENN Matt	Ducati	229,4
32	16 BUCHANAN James	Ducati	228,4
33	25 FLOWER Matt	Ducati	227,9
34	19 BASTABLE Simon	Ducati	227,9
35	31 BAINBRIDGE Matt	Ducati	224,6
36	24 MCLAUGHLIN Lee	Ducati	224,6
37	87 FLETCHER David	Ducati	221,9
38	30 BOOTH Andy	Ducati	220,9
39	22 TUNE Ian	Ducati	219,1
40	912 HAMBRO Murray	Ducati	211,4
41	34 WATKINS Christopher	Ducati	210,2



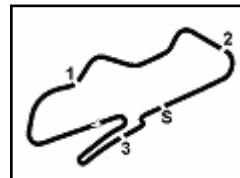
Prosecco DOC UK Round, 2-4 July 2021

Top Speeds Qualifying

Donington Park 4.023 m

2 / 2

SEG. 1			SEG. 2			SEG. 3			SEG. 4						
1	1	DAY Josh	20.225	1	1	DAY Josh	25.595	1	75	PINSON Elliott	23.790	1	1	DAY Josh	24.925
2	75	PINSON Elliott	20.302	2	75	PINSON Elliott	25.610	2	44	BEST Edmund	23.853	2	86	SHOUBRIDGE David	25.072
3	44	BEST Edmund	20.463	3	43	BULPIN Seb	25.948	3	1	DAY Josh	23.928	3	75	PINSON Elliott	25.081
4	86	SHOUBRIDGE David	20.483	4	86	SHOUBRIDGE David	26.021	4	86	SHOUBRIDGE David	24.062	4	44	BEST Edmund	25.145
5	89	JONES David	20.510	5	2	NEVE Craig	26.044	5	4	MCGUINNESS John	24.150	5	9	WALKER Chris	25.146
6	43	BULPIN Seb	20.530	6	44	BEST Edmund	26.085	6	89	JONES David	24.223	6	3	COX Sam	25.174
7	9	WALKER Chris	20.532	7	89	JONES David	26.113	7	9	WALKER Chris	24.243	7	89	JONES David	25.277
8	2	NEVE Craig	20.570	8	9	WALKER Chris	26.116	8	43	BULPIN Seb	24.305	8	43	BULPIN Seb	25.330
9	3	COX Sam	20.639	9	4	MCGUINNESS John	26.242	9	64	TUSTIN Michael	24.370	9	2	NEVE Craig	25.334
10	17	STEVENS Carl	20.735	10	3	COX Sam	26.297	10	59	SOLERA Alberto	24.378	10	4	MCGUINNESS John	25.377
11	4	MCGUINNESS John	20.787	11	64	TUSTIN Michael	26.577	11	2	NEVE Craig	24.380	11	42	CURRIE Craig	25.416
12	64	TUSTIN Michael	20.855	12	14	LOFTHOUSE Max	26.579	12	3	COX Sam	24.444	12	24	MCLAUGHLIN Lee	25.612
13	92	JONES Matthew	20.867	13	59	SOLERA Alberto	26.598	13	17	STEVENS Carl	24.479	13	18	SPENCER-FLEET Richa	25.690
14	59	SOLERA Alberto	20.877	14	40	BOUCHER Daniel	26.648	14	14	LOFTHOUSE Max	24.590	14	40	BOUCHER Daniel	25.711
15	40	BOUCHER Daniel	20.895	15	17	STEVENS Carl	26.689	15	92	JONES Matthew	24.645	15	64	TUSTIN Michael	25.717
16	11	FALLA Ben	20.983	16	18	SPENCER-FLEET Richa	26.766	16	12	TAYLOR Stephen	24.692	16	11	FALLA Ben	25.720
17	18	SPENCER-FLEET Richa	21.054	17	33	QUAYLE Iliam	26.918	17	24	MCLAUGHLIN Lee	24.752	17	92	JONES Matthew	25.796
18	8	COMPTON Andre	21.064	18	11	FALLA Ben	26.922	18	8	COMPTON Andre	24.753	18	59	SOLERA Alberto	25.827
19	49	SAVAGE Oliver	21.085	19	42	CURRIE Craig	27.003	19	33	QUAYLE Iliam	24.765	19	17	STEVENS Carl	25.846
20	14	LOFTHOUSE Max	21.164	20	24	MCLAUGHLIN Lee	27.016	20	18	SPENCER-FLEET Richa	24.775	20	14	LOFTHOUSE Max	25.915
21	5	STEVENS Matt	21.177	21	90	KENNELLY Craig	27.019	21	42	CURRIE Craig	24.814	21	90	KENNELLY Craig	25.931
22	90	KENNELLY Craig	21.195	22	92	JONES Matthew	27.104	22	11	FALLA Ben	24.818	22	5	STEVENS Matt	26.046
23	42	CURRIE Craig	21.198	23	49	SAVAGE Oliver	27.176	23	90	KENNELLY Craig	24.848	23	36	POTTER Ewan	26.064
24	33	QUAYLE Iliam	21.198	24	8	COMPTON Andre	27.193	24	49	SAVAGE Oliver	24.854	24	49	SAVAGE Oliver	26.065
25	24	MCLAUGHLIN Lee	21.306	25	5	STEVENS Matt	27.323	25	5	STEVENS Matt	24.989	25	6	HASLER Peter	26.100
26	7	LONG Mike	21.327	26	19	BASTABLE Simon	27.340	26	40	BOUCHER Daniel	25.009	26	8	COMPTON Andre	26.108
27	6	HASLER Peter	21.327	27	6	HASLER Peter	27.351	27	19	BASTABLE Simon	25.196	27	19	BASTABLE Simon	26.146
28	31	BAINBRIDGE Matt	21.412	28	12	TAYLOR Stephen	27.477	28	36	POTTER Ewan	25.215	28	33	QUAYLE Iliam	26.160
29	19	BASTABLE Simon	21.439	29	16	BUCHANAN James	27.485	29	6	HASLER Peter	25.300	29	45	STEVENS Tom	26.178
30	45	STEVENS Tom	21.458	30	21	VENN Matt	27.506	30	31	BAINBRIDGE Matt	25.319	30	16	BUCHANAN James	26.214
31	21	VENN Matt	21.469	31	45	STEVENS Tom	27.627	31	45	STEVENS Tom	25.323	31	31	BAINBRIDGE Matt	26.564
32	12	TAYLOR Stephen	21.526	32	36	POTTER Ewan	27.716	32	16	BUCHANAN James	25.361	32	32	HUGHES Arron	26.652
33	32	HUGHES Arron	21.663	33	31	BAINBRIDGE Matt	27.725	33	32	HUGHES Arron	25.400	33	12	TAYLOR Stephen	26.724
34	36	POTTER Ewan	21.670	34	7	LONG Mike	27.797	34	21	VENN Matt	25.419	34	7	LONG Mike	26.799
35	16	BUCHANAN James	21.979	35	32	HUGHES Arron	27.935	35	7	LONG Mike	25.592	35	30	BOOTH Andy	27.130
36	25	FLOWER Matt	22.252	36	30	BOOTH Andy	28.398	36	25	FLOWER Matt	25.743	36	21	VENN Matt	27.162
37	30	BOOTH Andy	22.470	37	34	WATKINS Christopher	28.550	37	30	BOOTH Andy	26.157	37	25	FLOWER Matt	27.363
38	87	FLETCHER David	22.581	38	25	FLOWER Matt	28.985	38	87	FLETCHER David	26.326	38	87	FLETCHER David	27.601
39	22	TUNE Ian	22.667	39	87	FLETCHER David	29.100	39	912	HAMBRO Murray	26.535	39	912	HAMBRO Murray	27.635
40	34	WATKINS Christopher	22.737	40	912	HAMBRO Murray	29.292	40	22	TUNE Ian	26.810	40	22	TUNE Ian	28.428
41	912	HAMBRO Murray	22.760	41	22	TUNE Ian	29.773	41	34	WATKINS Christopher	26.916	41	34	WATKINS Christopher	28.883



Donington Park 4.023 m

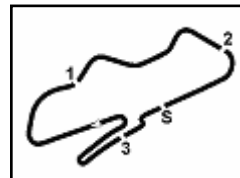
1 / 2

Prosecco DOC UK Round, 2-4 July 2021

Ideal Times Qualifying

No.	Rider	Bike	Seg. 1	Seg. 2	Seg. 3	Seg. 4	Ideal Time		
			Diff. 1	Diff. 2	Diff. 3	Diff. 4	Best Lap	Pos.	Diff.
1	1 DAY J. (GBR)	Ducati	20.225	25.595	23.928	24.925 +0.060	1'34.673 1'34.733	1	0.060
2	75 PINSON E. (GBR)	Ducati	20.302 +0.264	25.610	23.790 +0.205	25.081 +0.069	1'34.783 1'35.321	2	0.538
3	44 BEST E. (GBR)	Ducati	20.463	26.085	23.853 +0.126	25.145 +0.180	1'35.546 1'35.852	3	0.306
4	86 SHOUBRIDGE D. (GBR)	Ducati	20.483 +0.019	26.021	24.062 +0.183	25.072 +0.198	1'35.638 1'36.038	4	0.400
5	9 WALKER C. (GBR)	Ducati	20.532 +0.104	26.116 +0.083	24.243 +0.103	25.146 +0.036	1'36.037 1'36.363	6	0.326
6	43 BULPIN S. (GBR)	Ducati	20.530 +0.229	25.948	24.305	25.330	1'36.113 1'36.342	5	0.229
7	89 JONES D. (GBR)	Ducati	20.510 +0.323	26.113 +0.075	24.223 +0.052	25.277 +0.214	1'36.123 1'36.787	10	0.664
8	2 NEVE C. (GBR)	Ducati	20.570	26.044 +0.085	24.380 +0.031	25.334 +0.034	1'36.328 1'36.478	7	0.150
9	3 COX S. (GBR)	Ducati	20.639	26.297	24.444	25.174	1'36.554 1'36.554	8	
10	4 MCGUINNESS J. (GBR)	Ducati	20.787 +0.074	26.242	24.150	25.377	1'36.556 1'36.630	9	0.074
11	64 TUSTIN M. (GBR)	Ducati	20.855	26.577 +0.061	24.370	25.717 +0.171	1'37.519 1'37.751	11	0.232
12	59 SOLERA A. (GBR)	Ducati	20.870 +0.098	26.598 +0.118	24.378	25.827	1'37.673 1'37.889	13	0.216
13	17 STEVENS C. (GBR)	Ducati	20.735	26.689	24.479	25.846 +0.066	1'37.749 1'37.815	12	0.066
14	14 LOFTHOUSE M. (GBR)	Ducati	21.164 +0.010	26.579	24.590	25.915 +0.115	1'38.248 1'38.373	14	0.125
15	40 BOUCHER D. (GBR)	Ducati	20.895 +0.127	26.648 +0.155	25.009 +0.161	25.711	1'38.263 1'38.706	18	0.443
16	18 SPENCER-FLEET R. (G)	Ducati	21.054 +0.042	26.766	24.775	25.690 +0.198	1'38.285 1'38.525	16	0.240
17	92 JONES M. (GBR)	Ducati	20.867	27.104	24.645	25.796	1'38.412 1'38.412	15	
18	42 CURRIE C. (GBR)	Ducati	21.198	27.003 +0.099	24.814	25.416	1'38.431 1'38.530	17	0.099
19	11 FALLA B. (GBR)	Ducati	20.983 +0.416	26.922 +0.065	24.818 +0.001	25.720	1'38.443 1'38.925	20	0.482
20	24 MCLAUGHLIN L. (GBR)	Ducati	21.306	27.016	24.752 +0.072	25.612 +0.032	1'38.686 1'38.790	19	0.104
21	90 KENNELLY C. (GBR)	Ducati	21.195 +0.004	27.019	24.848	25.931 +0.236	1'38.993 1'39.233	21	0.240
22	33 QUAYLE I. (GBR)	Ducati	21.198 +0.092	26.918 +0.204	24.765	26.160 +0.392	1'39.041 1'39.729	23	0.688
23	8 COMPTON A. (GBR)	Ducati	21.064	27.193 +0.003	24.753 +0.142	26.108 +0.574	1'39.118 1'39.837	24	0.719
24	49 SAVAGE O. (GBR)	Ducati	21.085 +0.244	27.176 +0.042	24.854 +0.036	26.065	1'39.180 1'39.502	22	0.322
25	5 STEVENS M. (GBR)	Ducati	21.177	27.323	24.989 +0.127	26.046 +0.386	1'39.535 1'40.048	25	0.513
26	6 HASLER P. (GBR)	Ducati	21.327 +0.252	27.351 +0.474	25.300	26.100	1'40.078 1'40.804	28	0.726
27	19 BASTABLE S. (GBR)	Ducati	21.439 +0.087	27.340	25.196 +0.183	26.146	1'40.121 1'40.391	26	0.270
28	12 TAYLOR S. (GBR)	Ducati	21.526	27.477 +0.047	24.692 +0.143	26.724 +0.173	1'40.419 1'40.782	27	0.363
29	45 STEVENS T. (GBR)	Ducati	21.458	27.627 +0.189	25.323	26.178 +0.525	1'40.586 1'41.300	31	0.714
30	36 POTTER E. (GBR)	Ducati	21.670 +0.120	27.716 +0.289	25.215	26.064 +0.117	1'40.665 1'41.191	30	0.526
31	31 BAINBRIDGE M. (GBR)	Ducati	21.412	27.725	25.319	26.564	1'41.020 1'41.020	29	
32	16 BUCHANAN J. (GBR)	Ducati	21.979 +0.170	27.485	25.361 +0.489	26.214 +0.632	1'41.039 1'42.330	34	1.291
33	7 LONG M. (GBR)	Ducati	21.327 +0.945	27.797 +0.666	25.592 +0.107	26.799 +0.135	1'41.515 1'43.368	35	1.853

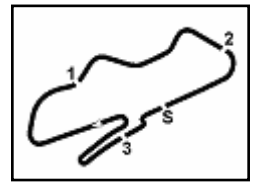
02/07/2021



Donington Park 4.023 m
2 / 2

Prosecco DOC UK Round, 2-4 July 2021
Ideal Times Qualifying

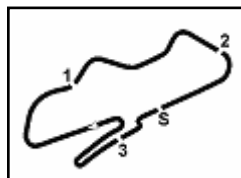
No.	Rider	Bike	Seg. 1	Seg. 2	Seg. 3	Seg. 4	Ideal Time		
			Diff. 1	Diff. 2	Diff. 3	Diff. 4	Best Lap	Pos.	Diff.
34	21 VENN M. (GBR)	Ducati	21.469	27.506 +0.130	25.419 +0.124	27.162 +0.022	1'41.556		
35	32 HUGHES A. (GBR)	Ducati	21.663 +0.017	27.935	25.400	26.652 +0.343	1'41.650	32	0.276
36	30 BOOTH A. (GBR)	Ducati	22.470 +0.355	28.398 +0.346	26.157 +0.340	27.130	1'44.155		
37	25 FLOWER M. (GBR)	Ducati	22.252	28.985 +0.194	25.743	27.363	1'44.343		
38	87 FLETCHER D. (GBR)	Ducati	22.581 +0.228	29.100 +0.163	26.326 +0.235	27.601 +0.088	1'45.608		
39	912 HAMBRO M. (GBR)	Ducati	22.760	29.292 +0.509	26.535	27.635	1'46.222		
40	34 WATKINS C. (GBR)	Ducati	22.737 +0.289	28.550	26.916	28.883 +0.029	1'47.086	39	0.509
41	22 TUNE I. (GBR)	Ducati	22.667 +0.232	29.773 +0.111	26.810	28.428	1'47.678	40	0.318
Overall Ideal Time			20.225	25.595	23.790	24.925	1'34.535		



Prosecco DOC UK Round, 2-4 July 2021 Analysis Qualifying

1° 1 J. DAY (1'34.733)								6° 9 C. WALKER (1'36.363)							
Lap	Seg.1	Seg.2	Seg.3	Seg.4	Lap Time	km/h	Local Time	Lap	Seg.1	Seg.2	Seg.3	Seg.4	Lap Time	km/h	Local Time
1		27.684	25.260	26.327	233,4	16:41'49.580		1		28.427	25.403	26.420	227,5	16:41'50.913	
2	21.166	26.677	24.768	25.128	1'37.739	238,5	16:43'27.319	2	21.457	27.352	24.670	25.694	1'39.173	236,4	16:43'30.086
3	20.416	25.756	24.113	24.925	1'35.210	238,0	16:45'02.529	3	20.577	26.259	24.710	25.933	1'37.479	240,7	16:45'07.565
4	20.302	25.905	24.472	25.061	1'35.740	236,4	16:46'38.269	4	20.687	26.116	24.243	25.570	1'36.616	238,0	16:46'44.181
5	20.225	25.595	23.928	24.985	1'34.733	240,1	16:48'13.002	5	20.532	26.429	24.506	25.561	1'37.028	238,5	16:48'21.209
6	20.324	27.251	25.576	31.674	1'44.825P	228,4	16:49'57.827	6	21.193	26.356	24.299	25.456	1'37.304	237,5	16:49'58.513
7	2'14.169	28.637	25.130	25.772	3'33.708P	231,4	16:53'31.535	7	20.582	26.124	24.676	25.146	1'36.528	235,9	16:51'35.041
8	20.382	25.767	24.555	25.048	1'35.752	234,4	16:55'07.287	8	21.508	27.288	25.007	29.925	1'43.728P	232,9	16:53'18.769
9	20.448	25.947	24.919	25.574	1'36.888	232,4	16:56'44.175	9	2'16.315	27.243	24.784	25.570	3'33.912P	232,9	16:56'52.681
10	20.265	25.603	24.046	36.312	1'46.226	238,5	16:58'30.401	10	20.600	26.203	24.369	25.296	1'36.468	238,5	16:58'29.149
11	21.759	26.722	24.532	29.409	1'42.422	234,4	17:00'12.823	11	20.636	26.199	24.346	25.182	1'36.363	237,5	17:00'05.512
2° 75 E. PINSON (1'35.321)								7° 2 C. NEVE (1'36.478)							
Lap	Seg.1	Seg.2	Seg.3	Seg.4	Lap Time	km/h	Local Time	Lap	Seg.1	Seg.2	Seg.3	Seg.4	Lap Time	km/h	Local Time
1		26.638	24.914	26.198	237,0	16:42'20.478		1		27.699	25.826	26.660	224,2	16:41'44.377	
2	20.888	26.573	23.818	25.188	1'36.467	234,4	16:43'56.945	2	21.101	26.510	24.953	25.713	1'38.277	227,0	16:43'22.654
3	20.566	25.610	23.995	25.150	1'35.321	238,5	16:45'32.266	3	20.570	26.129	24.411	25.368	1'36.478	232,9	16:44'59.132
4	21.178	26.674	23.874	25.094	1'36.820	233,9	16:47'09.086	4	20.663	26.405	24.615	25.334	1'37.017	230,9	16:46'36.149
5	20.302	26.072	24.799	25.164	1'36.337	238,0	16:48'45.423	5	20.761	26.281	24.448	25.888	1'37.378	231,4	16:48'13.527
6	20.403	25.938	24.566	25.507	1'36.414	231,9	16:50'21.837	6	20.600	26.044	24.380	25.486	1'36.510	231,9	16:49'50.037
7	20.433	25.857	24.214	25.340	1'35.844	233,9	16:51'57.681	7	21.800	27.328	25.494	28.688	1'43.310P	227,5	16:51'33.347
8	20.390	25.754	24.430	25.639	1'36.213	238,0	16:53'33.894	8	1'36.174	26.476	24.626	25.575	2'52.851P	231,4	16:54'26.198
9	20.484	25.826	23.917	25.255	1'35.482	233,9	16:55'09.376	9	20.741	26.195	24.551	25.597	1'37.084	230,9	16:56'03.282
10	20.359	25.772	23.987	25.391	1'35.509	235,4	16:56'44.885	10	21.331	26.503	24.887	25.876	1'38.597	230,9	16:57'41.879
11	20.430	26.023	23.790	25.081	1'35.324	234,9	16:58'20.209	11	21.209	26.819	24.660	25.782	1'38.470	231,9	16:59'20.349
								12	22.034	26.895	24.758	25.761	1'39.448	227,5	17:00'59.797
3° 44 E. BEST (1'35.852)								8° 3 S. COX (1'36.554)							
Lap	Seg.1	Seg.2	Seg.3	Seg.4	Lap Time	km/h	Local Time	Lap	Seg.1	Seg.2	Seg.3	Seg.4	Lap Time	km/h	Local Time
1		26.464	24.720	25.870	234,9	16:42'21.420		1		28.567	25.915	26.677	232,9	16:41'48.480	
2	20.998	26.460	24.026	25.327	1'36.811	237,0	16:43'58.231	2	22.118	26.618	24.873	25.889	1'39.498	234,4	16:43'27.978
3	20.463	26.085	23.979	25.325	1'35.852	234,4	16:45'34.083	3	21.197	26.660	24.682	25.483	1'38.022	232,9	16:45'06.000
4	20.705	27.078	25.066	25.430	1'38.279	230,4	16:47'12.362	4	20.781	26.788	24.748	25.517	1'37.834	228,4	16:46'43.834
5	20.517	26.156	24.221	25.701	1'36.595	234,9	16:48'48.957	5	20.693	26.418	24.588	25.499	1'37.198	233,4	16:48'21.032
6	20.701	26.192	24.556	25.413	1'36.862	217,8	16:50'25.819	6	20.639	26.297	24.444	25.174	1'36.554	233,9	16:49'57.586
7	20.551	26.552	24.236	30.730	1'42.069P	238,0	16:52'07.888	7	22.488	27.234	24.983	31.116	1'45.821P	233,4	16:51'43.407
8	3'03.161	31.733	29.389	38.696	4'42.979P	154,0	16:56'50.867	8	3'40.790	27.123	25.084	25.864	4'58.861P	231,4	16:56'42.268
9	1'04.181	26.216	24.291	25.574	2'20.262P	235,9	16:59'11.129	9	20.861	26.728	25.019	26.003	1'38.611	229,9	16:58'20.879
10	20.596	26.536	23.853	25.145	1'36.130	237,5	17:00'47.259	10	21.443	28.116	25.842	30.018	1'45.419P	229,4	17:00'06.298
4° 86 D. SHOUBRIDGE (1'36.038)								9° 4 J. MCGUINNESS (1'36.630)							
Lap	Seg.1	Seg.2	Seg.3	Seg.4	Lap Time	km/h	Local Time	Lap	Seg.1	Seg.2	Seg.3	Seg.4	Lap Time	km/h	Local Time
1		28.954	25.408	26.945	224,6	16:41'52.437		1		34.277	26.629	27.188	220,0	16:42'56.212	
2	21.513	26.567	24.588	26.447	1'39.115	235,9	16:43'31.552	2	21.062	26.643	24.581	25.656	1'37.942	231,9	16:44'34.154
3	20.690	26.537	24.963	26.204	1'38.394	230,4	16:45'09.946	3	20.787	26.418	24.322	25.683	1'37.210	231,9	16:46'11.364
4	20.483	26.316	24.926	25.623	1'37.348	225,1	16:46'47.294	4	21.354	28.442	25.272	26.197	1'41.265	227,9	16:47'52.629
5	20.639	26.544	24.172	25.396	1'36.751	233,9	16:48'24.045	5	20.861	26.242	24.150	25.377	1'36.630	232,9	16:49'29.259
6	20.643	26.313	24.062	25.072	1'36.090	233,4	16:50'00.135	6	22.669	28.146	25.724	32.477	1'49.016P	224,6	16:51'18.275
7	20.594	27.137	26.692	30.730	1'45.153P	197,1	16:51'45.288	7	2'39.379	29.883	26.233	34.538	4'10.033P	228,9	16:55'28.308
8	2'49.081	27.788	24.658	25.475	4'07.002P	229,4	16:55'52.290	8	20.924	26.283	24.352	25.402	1'36.961	230,9	16:57'05.269
9	20.614	26.625	25.903	26.668	1'39.810	229,4	16:57'32.100	9	23.619	29.608	25.414	26.892	1'45.533	226,5	16:58'50.802
10	20.498	26.077	24.512	25.150	1'36.237	230,4	16:59'08.337	10	21.218	29.105	25.328	27.874	1'43.525	226,0	17:00'34.327
11	20.502	26.021	24.245	25.270	1'36.038	232,9	17:00'44.375								
5° 43 S. BULPIN (1'36.342)								10° 89 D. JONES (1'36.787)							
Lap	Seg.1	Seg.2	Seg.3	Seg.4	Lap Time	km/h	Local Time	Lap	Seg.1	Seg.2	Seg.3	Seg.4	Lap Time	km/h	Local Time
1		27.770	25.583	26.688	227,5	16:41'43.940		1		28.393	26.239	26.050	232,9	16:41'48.735	
2	21.289	26.529	24.735	25.722	1'38.275	229,4	16:43'22.215	2	21.164	26.229	24.329	25.512	1'37.234	236,4	16:43'25.969
3	20.759	25.948	24.305	25.330	1'36.342	233,4	16:44'58.557	3	20.510	43.371	31.971	30.920	2'06.772CP	189,2	16:45'32.741
								4	2'45.010	30.206	25.048	25.611	4'05.875P	230,9	16:49'38.616
								5	20.833	26.188	24.275	25.491	1'36.787	237,0	16:51'15.403

02/07/2021 P = Pits In/Out - C = Lap Time Cancelled



Donington Park 4.023 m

Prosecco DOC UK Round, 2-4 July 2021
Analysis Qualifying

6	20.701	26.648	24.290	25.511	1'37.150	235,4	16:52'52.553
7	20.589	27.376	25.835	30.627	1'44.427P	208,5	16:54'36.980
8	3'17.036	26.589	24.223	25.277	4'33.125P	236,4	16:59'10.105
9	21.220	26.113	24.289	25.325	1'36.947	232,4	17:00'47.052

4	20.867	27.104	24.645	25.796	1'38.412	233,4	16:46'46.334
5	21.065	27.375	24.684	25.910	1'39.034	234,4	16:48'25.368
6	20.983	27.151	25.010	32.970	1'46.114P	230,9	16:50'11.482
7	4'25.495	28.172	25.646	26.655	5'45.968P	227,5	16:55'57.450
8	21.498	27.347	24.953	27.138	1'40.936	231,9	16:57'38.386
9	21.367	27.309	25.142	26.379	1'40.197	228,4	16:59'18.583
10	22.206	27.560	24.982	26.395	1'41.143	229,4	17:00'59.726

11° 64 M. TUSTIN (1'37.751)							
Lap	Seg.1	Seg.2	Seg.3	Seg.4	Lap Time	km/h	Local Time
1		29.100	26.751	27.482		222,3	16:41'59.476
2	21.123	27.618	25.037	26.166	1'39.944	234,4	16:43'39.420
3	21.005	27.412	25.533	26.122	1'40.072	232,9	16:45'19.492
4	21.274	26.811	24.935	25.911	1'38.931	230,9	16:46'58.423
5	20.855	26.638	24.370	25.888	1'37.751	237,0	16:48'36.174
6	20.984	27.392	24.971	30.836	1'44.183P	232,4	16:50'20.357
7	3'25.004	27.707	25.225	26.081	4'44.017P	227,0	16:55'04.374
8	21.315	27.800	24.824	25.717	1'39.656	234,9	16:56'44.030
9	20.918	26.577	24.836	25.833	1'38.164	233,9	16:58'22.194
10	21.063	26.843	24.696	25.828	1'38.430	233,4	17:00'00.624
11	21.027	26.955	24.470	26.126	1'38.578	235,4	17:01'39.202

16° 18 R. SPENCER-FLEET (1'38.525)							
Lap	Seg.1	Seg.2	Seg.3	Seg.4	Lap Time	km/h	Local Time
1		28.824	25.873	26.488		219,6	16:41'47.134
2	23.142	26.910	25.277	25.838	1'41.167	230,4	16:43'28.301
3	21.090	27.315	24.899	26.651	1'39.955	240,1	16:45'08.256
4	21.054	27.160	25.039	26.626	1'39.879	223,7	16:46'48.135
5	21.544	27.196	25.149	26.150	1'40.039	227,5	16:48'28.174
6	21.233	27.126	25.349	26.014	1'39.722	226,5	16:50'07.896
7	21.225	27.514	25.166	25.941	1'39.836	229,4	16:51'47.732
8	21.381	27.676	25.427	35.356	1'49.840P	228,9	16:53'37.572
9	2'45.808	27.496	24.991	26.330	4'04.625P	233,9	16:57'42.197
10	21.096	26.766	24.775	25.888	1'38.525	235,9	16:59'20.722
11	21.900	27.137	24.952	25.690	1'39.679	240,1	17:01'00.401

12° 17 C. STEVENS (1'37.815)							
Lap	Seg.1	Seg.2	Seg.3	Seg.4	Lap Time	km/h	Local Time
1		36.835	26.298	27.859		231,4	16:42'57.921
2	21.058	27.246	24.769	25.846	1'38.919	237,5	16:44'36.840
3	20.735	26.689	24.479	25.912	1'37.815	239,1	16:46'14.655
4	23.091	30.578	26.516	32.328	1'52.513P	216,5	16:48'07.168
5	7'18.031	28.325	25.835	26.565	8'38.756P	222,3	16:56'45.924
6	21.554	28.652	25.238	29.357	1'44.801	229,4	16:58'30.725
7	21.625	27.292	24.560	26.375	1'39.852	238,0	17:00'10.577

17° 42 C. CURRIE (1'38.530)							
Lap	Seg.1	Seg.2	Seg.3	Seg.4	Lap Time	km/h	Local Time
1		30.922	27.135	31.966		216,1	16:42'03.453
2	46.421	30.084	31.270	26.982	2'14.757P	132,5	16:44'18.210
3	21.917	27.881	25.859	26.238	1'41.895	224,6	16:46'00.105
4	21.726	29.047	25.784	29.918	1'46.475	231,4	16:47'46.580
5	21.481	27.003	24.960	25.481	1'38.925	233,4	16:49'25.505
6	21.198	27.102	24.814	25.416	1'38.530	234,9	16:51'04.035
7	22.737	29.606	26.954	31.893	1'51.190P	198,9	16:52'55.225
8	3'38.624	28.376	25.773	29.079	5'01.852P	222,3	16:57'57.077
9	21.460	27.576	25.457	26.907	1'41.400	228,9	16:59'38.477
10	21.376	27.078	25.288	25.683	1'39.425	232,9	17:01'17.902

13° 59 A. SOLERA (1'37.889)							
Lap	Seg.1	Seg.2	Seg.3	Seg.4	Lap Time	km/h	Local Time
1		30.703	26.692	26.920		216,9	16:43'38.017
2	21.379	27.774	24.733	26.449	1'40.335	237,0	16:45'18.352
3	21.162	27.114	24.667	26.126	1'39.069	234,4	16:46'57.421
4	21.001	26.598	24.519	26.206	1'38.324	237,5	16:48'35.745
5	20.870	27.342	24.524	26.087	1'38.823	239,1	16:50'14.568
6	20.968	26.716	24.378	25.827	1'37.889	237,5	16:51'52.457
7	21.599	27.728	24.896	31.930	1'46.153P	233,4	16:53'38.610
8	3'14.314	27.615	24.761	26.286	4'32.976P	230,9	16:58'11.586
9	21.150	27.626	24.670	26.020	1'39.466	232,4	16:59'51.052
10	21.316	26.896	24.658	33.832	1'46.702P	233,4	17:01'37.754

18° 40 D. BOUCHER (1'38.706)							
Lap	Seg.1	Seg.2	Seg.3	Seg.4	Lap Time	km/h	Local Time
1		30.472	26.471	27.166		225,1	16:41'56.813
2	21.520	27.179	25.968	27.048	1'41.715	229,9	16:43'38.528
3	21.255	27.888	25.617	27.569	1'42.329	238,5	16:45'20.857
4	21.425	27.409	25.009	26.508	1'40.351	235,4	16:47'01.208
5	21.095	26.834	25.094	25.915	1'38.938	230,9	16:48'40.146
6	21.411	26.873	25.200	25.741	1'39.225	229,9	16:50'19.371
7	21.022	26.803	25.170	25.711	1'38.706	231,4	16:51'58.077
8	20.895	26.911	25.051	30.032	1'42.889P	224,2	16:53'40.966
9	1'44.553	27.560	25.088	26.361	3'03.562P	233,9	16:56'44.528
10	22.210	27.049	25.016	26.127	1'40.402	231,4	16:58'24.930
11	21.180	26.648	25.211	26.036	1'39.075	235,9	17:00'04.005

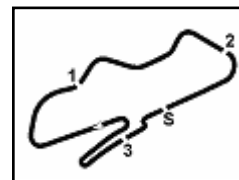
14° 14 M. LOFTHOUSE (1'38.373)							
Lap	Seg.1	Seg.2	Seg.3	Seg.4	Lap Time	km/h	Local Time
1		30.153	26.004	29.025		224,6	16:42'09.256
2	21.872	27.814	25.293	27.227	1'42.206	228,4	16:43'51.462
3	21.605	27.473	24.972	26.240	1'40.290	231,4	16:45'31.752
4	21.490	27.787	25.850	26.228	1'41.355	226,0	16:47'13.107
5	21.164	27.201	25.020	25.915	1'39.300	227,5	16:48'52.407
6	23.011	30.164	26.498	27.227	1'46.900	214,4	16:50'39.307
7	21.574	27.192	24.848	26.240	1'39.854	228,4	16:52'19.161
8	22.241	29.031	26.754	26.950	1'44.976	202,7	16:54'04.137
9	21.573	26.966	25.115	26.288	1'39.942	225,1	16:55'44.079
10	21.314	26.894	24.888	26.375	1'39.471	227,5	16:57'23.550
11	21.174	26.579	24.590	26.030	1'38.373	229,4	16:59'01.923
12	23.287	27.924	25.925	27.643	1'44.779	220,9	17:00'46.702

19° 24 L. MC LAUGHLIN (1'38.790)							
Lap	Seg.1	Seg.2	Seg.3	Seg.4	Lap Time	km/h	Local Time
1		30.309	26.388	27.258		218,7	16:42'39.882
2	21.911	27.365	25.098	26.083	1'40.457	220,0	16:44'20.339
3	21.743	27.387	25.299	26.114	1'40.543	220,0	16:46'00.882
4	21.906	28.275	25.450	25.959	1'41.590	222,3	16:47'42.472
5	21.695	27.870	25.091	26.159	1'40.815	219,6	16:49'23.287
6	21.513	27.100	24.752	25.612	1'38.977	222,3	16:51'02.264
7	21.629	28.944	27.833	32.508	1'50.914P	197,5	16:52'53.178
8	1'05.369	29.579	25.221	26.922	2'27.091P	224,6	16:55'20.269
9	21.575	27.256	24.986	26.578	1'40.395	220,5	16:57'00.664
10	21.306	27.016	24.824	25.644	1'38.790	222,8	16:58'39.454
11	21.844	27.348	24.983	28.048	1'42.223	221,4	17:00'21.677

15° 92 M. JONES (1'38.412)							
Lap	Seg.1	Seg.2	Seg.3	Seg.4	Lap Time	km/h	Local Time
1		28.857	26.012	26.889		225,6	16:41'48.003
2	21.747	27.203	24.745	26.178	1'39.873	233,4	16:43'27.876
3	21.048	27.484	24.934	26.580	1'40.046	231,9	16:45'07.922

02/07/2021 P = Pits In/Out - C = Lap Time Cancelled

</



Prosecco DOC UK Round, 2-4 July 2021

Analysis Qualifying

20° 11 B. FALLA (1'38.925)							
Lap	Seg.1	Seg.2	Seg.3	Seg.4	Lap Time	km/h	Local Time
1		30.081	26.534	27.951		224.6	16:42'00.389
2	21.318	27.528	25.510	26.597	1'40.953	230,4	16:43'41.342
3	21.688	27.530	24.918	26.122	1'40.258	232,4	16:45'21.600
4	21.387	27.203	25.135	26.504	1'40.229	237,0	16:47'01.829
5	21.211	27.437	25.199	25.981	1'39.828	232,4	16:48'41.657
6	21.486	27.430	25.069	26.368	1'40.353	231,9	16:50'22.010
7	20.983	27.216	24.929	25.817	1'38.945	231,9	16:52'00.955
8	21.365	26.922	24.818	30.504	1'43.609P	232,4	16:53'44.564
9	1'21.335	28.742	24.929	26.396	2'41.402P	234,4	16:56'25.966
10	21.399	26.987	24.819	25.720	1'38.925	233,4	16:58'04.891
11	21.503	27.137	24.932	25.887	1'39.459	232,4	16:59'44.350
12	23.774	29.222	25.744	32.561	1'51.301P	227,9	17:01'35.651

21° 90 C. KENNELLY (1'39.233)							
Lap	Seg.1	Seg.2	Seg.3	Seg.4	Lap Time	km/h	Local Time
1		30.216	26.045	27.363		229,4	16:41'50.474
2	21.809	28.348	26.423	26.609	1'43.189	212,2	16:43'33.663
3	21.384	27.038	24.904	26.120	1'39.446	232,4	16:45'13.109
4	21.195	27.719	25.462	25.931	1'40.307	229,4	16:46'53.416
5	21.199	27.019	24.848	26.167	1'39.233	232,4	16:48'32.649
6	21.353	27.311	25.086	26.167	1'39.917	229,4	16:50'12.566
7	21.535	27.635	25.575	26.775	1'41.520	227,0	16:51'54.086
8	21.271	27.546	25.220	31.231	1'45.268P	231,4	16:53'39.354
9	1'26.282	30.799	27.869	28.907	2'53.857P	196,0	16:56'33.211
10	22.627	28.947	25.899	26.646	1'44.119	225,6	16:58'17.330
11	22.080	28.047	25.516	26.575	1'42.218	227,0	16:59'59.548
12	21.532	27.334	24.990	26.262	1'40.118	231,4	17:01'39.666

22° 49 O. SAVAGE (1'39.502)							
Lap	Seg.1	Seg.2	Seg.3	Seg.4	Lap Time	km/h	Local Time
1		29.909	27.022	27.452		231,4	16:41'50.253
2	21.740	27.576	25.311	26.593	1'41.220	233,9	16:43'31.473
3	21.381	27.473	25.369	26.930	1'41.153	232,9	16:45'12.626
4	21.503	27.675	25.551	26.739	1'41.468	231,9	16:46'54.094
5	21.374	27.720	25.049	26.410	1'40.553	232,9	16:48'34.647
6	21.598	28.104	24.922	26.572	1'41.196	235,4	16:50'15.843
7	21.257	27.178	24.854	30.553	1'43.842P	233,9	16:51'59.685
8	1'11.127	27.962	25.165	26.381	2'30.635P	232,4	16:54'30.320
9	21.329	27.218	24.890	26.065	1'39.502	231,9	16:56'09.822
10	21.560	27.218	25.236	26.148	1'40.162	229,4	16:57'49.984
11	21.085	27.176	25.007	26.242	1'39.510	230,4	16:59'29.494
12	23.251	28.359	26.605	31.214	1'49.429P	218,7	17:01'18.923

23° 33 I. QUAYLE (1'39.729)							
Lap	Seg.1	Seg.2	Seg.3	Seg.4	Lap Time	km/h	Local Time
1		29.050	25.396	26.877		229,4	16:41'53.048
2	21.666	27.261	25.209	26.897	1'41.033	230,4	16:43'34.081
3	21.290	27.122	24.765	26.552	1'39.729	231,9	16:45'13.810
4	21.271	27.387	25.515	26.497	1'40.670	230,4	16:46'54.480
5	21.465	27.461	25.031	26.505	1'40.462	231,9	16:48'34.942
6	21.487	27.116	25.050	26.570	1'40.223	233,4	16:50'15.165
7	21.198	26.973	24.881	26.725	1'39.777	234,4	16:51'54.942
8	21.296	27.054	25.137	27.356	1'40.843	231,9	16:53'35.785
9	22.075	27.452	25.030	26.475	1'41.032	231,9	16:55'16.817
10	21.391	26.918	25.063	26.735	1'40.107	232,4	16:56'56.924
11	21.649	27.497	24.894	26.160	1'40.200	230,9	16:58'37.124
12	21.741	28.286	25.538	27.019	1'42.584	229,4	17:00'19.708

24° 8 A. COMPTON (1'39.837)							
Lap	Seg.1	Seg.2	Seg.3	Seg.4	Lap Time	km/h	Local Time
1		29.154	26.134	27.150		230,4	16:41'49.459
2	21.761	27.244	25.116	26.276	1'40.397	229,4	16:43'29.856
3	21.568	27.193	25.005	26.217	1'39.983	234,4	16:45'09.839
4	21.824	27.501	25.350	26.108	1'40.783	231,9	16:46'50.622
5	21.446	27.605	25.452	30.775	1'45.278P	226,5	16:48'35.900
6	5'36.207	28.270	25.453	28.806	6'58.736P	230,9	16:55'34.636
7	21.064	27.196	24.895	26.682	1'39.837	232,9	16:57'14.473
8	21.277	27.385	24.753	27.936	1'41.351	231,4	16:58'55.824
9	21.362	27.355	25.579	30.407	1'44.703	229,4	17:00'40.527

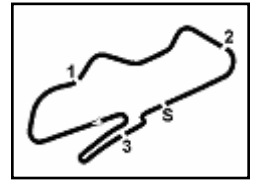
25° 5 M. STEVENS (1'40.048)							
Lap	Seg.1	Seg.2	Seg.3	Seg.4	Lap Time	km/h	Local Time
1		30.875	26.508	28.326		224,6	16:42'22.548
2	22.256	28.790	25.567	26.436	1'43.049	228,9	16:44'05.597
3	21.177	27.323	25.116	26.432	1'40.048	233,4	16:45'45.645
4	21.710	28.303	25.198	26.393	1'41.604	232,9	16:47'27.249
5	21.446	27.749	25.120	26.046	1'40.361	230,4	16:49'07.610
6	21.416	27.752	24.989	33.089	1'47.246P	230,4	16:50'54.856
7	3'03.275	30.052	25.826	27.291	4'26.444P	228,4	16:55'21.300
8	21.326	27.380	24.989	26.528	1'40.223	230,4	16:57'01.523
9	21.317	27.685	26.454	27.997	1'43.453	217,4	16:58'44.976
10	22.610	28.298	25.957	28.129	1'44.994	224,6	17:00'29.970

26° 19 S. BASTABLE (1'40.391)							
Lap	Seg.1	Seg.2	Seg.3	Seg.4	Lap Time	km/h	Local Time
1		30.200	26.777	27.247		222,3	16:41'55.291
2	21.757	27.653	25.793	26.607	1'41.810	221,4	16:43'37.101
3	21.682	28.155	25.592	26.519	1'41.948	222,8	16:45'19.049
4	22.035	27.740	25.430	27.003	1'42.208	223,7	16:47'01.257
5	21.571	28.011	25.414	26.515	1'41.511	226,5	16:48'42.768
6	21.526	27.340	25.379	26.146	1'40.391	227,5	16:50'23.159
7	21.876	28.327	25.654	31.046	1'46.903P	227,9	16:52'10.062
8	3'28.047	28.677	25.738	26.727	4'49.189P	222,8	16:56'59.251
9	21.439	27.378	25.196	26.713	1'40.726	223,7	16:58'39.977
10	22.675	28.444	25.476	26.471	1'43.066	224,6	17:00'23.043

27° 12 S. TAYLOR (1'40.782)							
Lap	Seg.1	Seg.2	Seg.3	Seg.4	Lap Time	km/h	Local Time
1		34.006	27.454	28.728		220,0	16:42'58.911
2	21.724	28.047	25.502	27.062	1'42.335	228,4	16:44'41.246
3	21.856	28.028	25.159	26.724	1'41.767	237,0	16:46'23.013
4	21.526	27.524	24.835	26.897	1'40.782	239,1	16:48'03.795
5	21.585	27.678	24.692	34.681	1'48.636P	237,0	16:49'52.431
6	6'24.753	28.029	25.587	27.176	7'45.545P	229,9	16:57'37.976
7	21.618	28.399	25.258	26.856	1'42.131	236,4	16:59'20.107
8	22.049	27.477	25.360	26.922	1'41.808	239,6	17:01'01.915

28° 6 P. HASLER (1'40.804)							
Lap	Seg.1	Seg.2	Seg.3	Seg.4	Lap Time	km/h	Local Time
1		29.433	26.306	28.265		227,5	16:42'22.090
2	21.763	28.641	25.641	26.616	1'42.661	230,9	16:44'04.751
3	21.478	27.738	25.630	26.997	1'41.843	222,8	16:45'46.594
4	22.002	29.307	25.730	26.508	1'43.547	221,9	16:47'30.141
5	21.579	27.825	25.300	26.100	1'40.804	225,1	16:49'10.945
6	21.603	27.508	25.423	26.467	1'41.001	231,4	16:50'51.946
7	21.905	27.351	25.430	26.768	1'41.454	232,9	16:52'33.400
8	21.327	27.528	25.733	26.394	1'40.982	224,6	16:54'14.382
9	22.102	27.636	25.555	30.297	1'45.590P	217,4	16:55'59.972
10	1'48.823	28.516	25.857	26.438	3'09.634P	220,0	16:59'09.606
11	21.629	27.468	25.796	26.520	1'41.413	218,3	17:00'51.019

02/07/2021 P = Pits In/Out - C = Lap Time Cancelled



Donington Park 4.023 m

5 / 5

Prosecco DOC UK Round, 2-4 July 2021

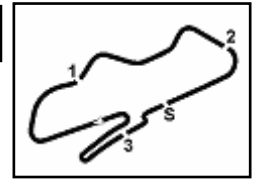
Analysis Qualifying

5	22.828	29.698	26.326	27.637	1'46.489	221,9	16:49'12.203
6	22.809	29.263	26.561	27.689	1'46.322	219,6	16:50'58.525
7	23.474	29.956	26.605	27.961	1'47.996	213,1	16:52'46.521
8	24.501	31.995	28.603	29.273	1'54.372	191,9	16:54'40.893
9	22.677	29.100	27.998	27.601	1'47.376	209,8	16:56'28.269
10	22.581	29.758	26.821	27.968	1'47.128	212,2	16:58'15.397
11	23.642	30.185	26.891	27.633	1'48.351	209,4	17:00'03.748

39° 912 M. HAMBRO (1'46.731)							
Lap	Seg.1	Seg.2	Seg.3	Seg.4	Lap Time	km/h	Local Time
1		35.042	29.111	30.128		198,6	16:42'17.410
2	24.347	46.302	27.615	28.455	2'06.719	202,3	16:44'24.129
3	23.089	29.292	26.656	27.696	1'46.733	211,4	16:46'10.862
4	22.760	29.801	26.535	27.635	1'46.731	211,4	16:47'57.593

40° 34 C. WATKINS (1'47.404)							
Lap	Seg.1	Seg.2	Seg.3	Seg.4	Lap Time	km/h	Local Time
1		31.532	28.278	31.024		210,2	16:42'06.413
2	23.633	29.498	27.239	29.316	1'49.686	204,6	16:43'56.099
3	23.029	29.110	27.170	28.925	1'48.234	208,1	16:45'44.333
4	23.520	30.281	27.775	34.595	1'56.171P	200,8	16:47'40.504
5	3'36.862	30.794	27.864	29.854	5'05.374P	204,2	16:52'45.878
6	23.246	28.894	27.098	29.085	1'48.323	209,0	16:54'34.201
7	23.026	28.550	26.916	28.912	1'47.404	208,1	16:56'21.605
8	22.973	28.840	26.979	28.883	1'47.675	204,2	16:58'09.280
9	22.737	29.353	27.591	36.512	1'56.193P	198,2	17:00'05.473

41° 22 I. TUNE (1'48.021)							
Lap	Seg.1	Seg.2	Seg.3	Seg.4	Lap Time	km/h	Local Time
1		32.125	28.076	30.053		211,4	16:42'29.318
2	22.899	29.884	26.810	28.428	1'48.021	206,2	16:44'17.339
3	22.667	29.893	27.026	28.582	1'48.168	206,6	16:46'05.507
4	22.973	29.773	26.838	28.450	1'48.034	219,1	16:47'53.541
5	23.583	30.241	28.249	42.628	2'04.701P	207,3	16:49'58.242



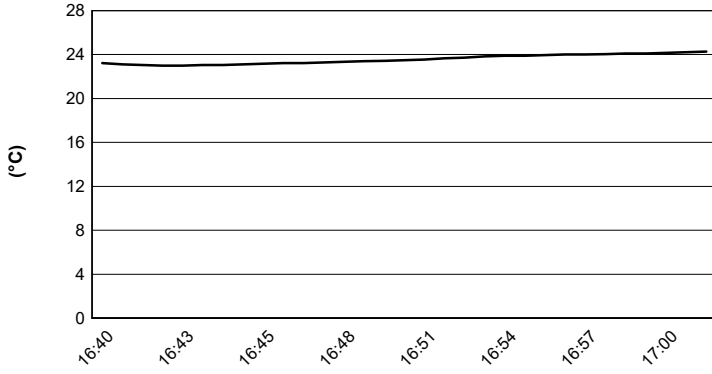
Donington Park 4.023 m

Prosecco DOC UK Round, 2-4 July 2021

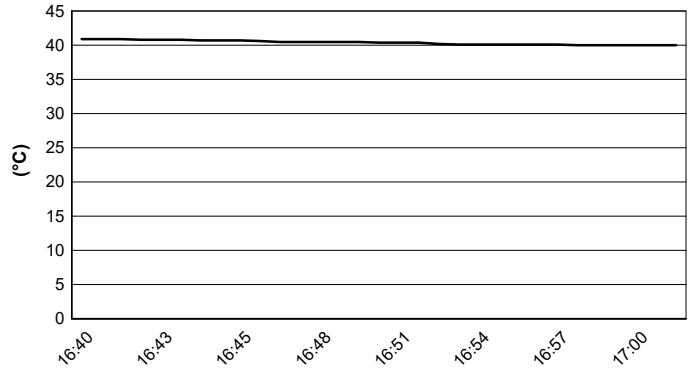
Weather Report Qualifying

Session started 16:40 - Session ended 17:01

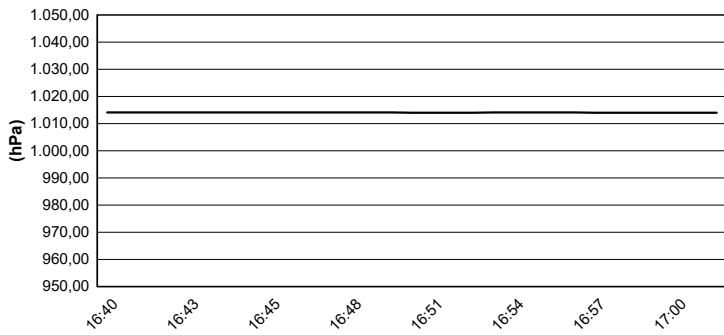
Air Temperature



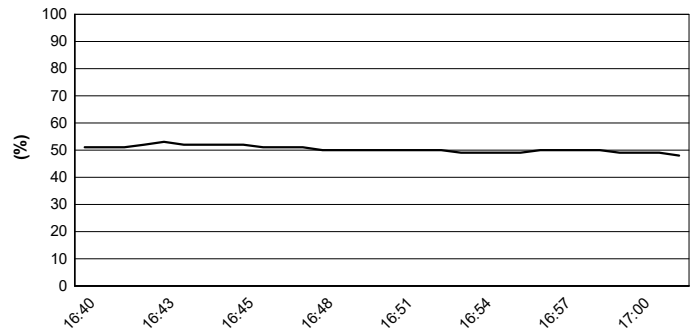
Track Temperature



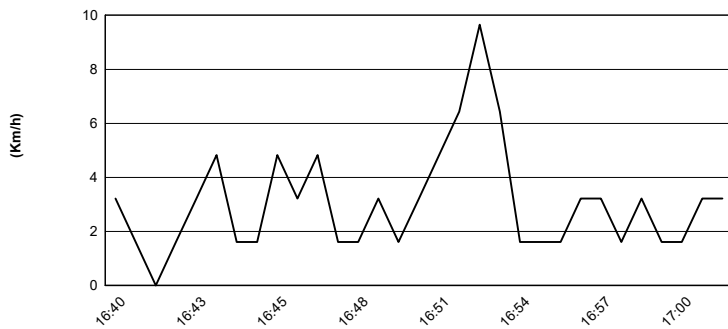
Air Pressure



Humidity



Wind Speed



Wind Direction

