

Donington Park 4.023 m

Prosecco DOC UK Round, 2-4 July 2021

Results Free Practice 2nd Session

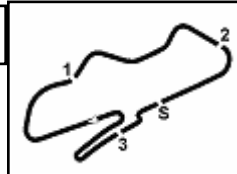
No.	Rider	Nat	Team	Bike	Time	Gap	Rel.	Laps
1	14 NIXON Jack	GBR	Santander Salt	Yamaha	1'34.447			14
2	15 MCMANUS Eugene	GBR	Affinity Sports Academy	Kawasaki	1'34.956	0.509	0.509	16
3	19 TALBOT Joe	GBR	JR Performance Racing	Kawasaki	1'35.159	0.712	0.203	15
4	22 CORDEROY Zak	GBR	Binch Racing	Yamaha	1'35.346	0.899	0.187	16
5	28 HARTGROVE Adam	GBR	Adam Hartgrove Racing	Yamaha	1'35.377	0.930	0.031	18
6	91 ALDERSON James	GBR	R Alderson and Sons Racing	Triumph	1'35.467	1.020	0.090	16
7	10 REID Simon	GBR	Simon Reid Racing	Yamaha	1'35.570	1.123	0.103	13
8	39 BOURNE Franco	GBR	Chris Walker Kawasaki	Kawasaki	1'35.641	1.194	0.071	16
9	7 DELVES Liam	GBR	JR Performance Racing	Kawasaki	1'35.673	1.226	0.032	15
10	6 STANLEY George	GBR	Ready4Racing Vision Team	Kawasaki	1'35.713	1.266	0.040	14
11	77 VERWEY Kade	GBR	Team XG Racing	Kawasaki	1'35.750	1.303	0.037	16
12	30 COOK Max	GBR	FS-3 Racing	Kawasaki	1'35.886	1.439	0.136	11
13	86 JENNER Owen	GBR	Affinity Sports Academy	Kawasaki	1'35.891	1.444	0.005	16
14	3 THOMSON Connor	GBR	Ulligence / AH Performance	Yamaha	1'36.005	1.558	0.114	16
15	33 FARRER Charlie	GBR	Mortimer Racing / Appleyard Academy	Yamaha	1'36.129	1.682	0.124	15
16	64 DURHAM Asher	GBR	Affinity Sports Academy	Kawasaki	1'36.171	1.724	0.042	16
17	55 VALLELEY Louis	GBR	Code Blue Racing / Team V	Yamaha	1'36.304	1.857	0.133	16
18	57 CRUMP Seth	AUS	Affinity Sports Academy	Kawasaki	1'36.403	1.956	0.099	15
19	76 VERWEY Luke	GBR	Team XG Racing	Kawasaki	1'36.462	2.015	0.059	15
20	21 BROOKS Daniel	GBR	Ready4Racing Vision Team	Kawasaki	1'36.484	2.037	0.022	16
21	99 BEDNAREK Jack	GBR	CF Motorsport	Yamaha	1'36.733	2.286	0.249	16
22	8 HALL Cameron	GBR	Triple M Vehicles Sales	Kawasaki	1'37.109	2.662	0.376	13
23	78 BOWER Matt	GBR	4T2 Racing	Kawasaki	1'37.286	2.839	0.177	14
24	17 ARMSTRONG Kier	GBR	Dan Bones / Lincolnshire Racing Midlands	Kawasaki	1'37.339	2.892	0.053	15
25	41 LEATHERLAND Lynden	GBR	GL Fabrications Racing	Yamaha	1'37.580	3.133	0.241	15
26	71 DRURY Nathan	GBR	Dragon Racing	Kawasaki	1'38.302	3.855	0.722	15
27	38 OWENS Michael	GBR	R&R Racing	Yamaha	1'39.260	4.813	0.958	13
28	51 BARRINGTON Kayla	GBR	Slipscreens / TKB Racing	Kawasaki	1'39.403	4.956	0.143	13
29	69 COYNE Kevin	IRL	Kevin Coyne Racing 64	Kawasaki	1'39.468	5.021	0.065	14
30	25 JONES Lewis	GBR	Lewis Jones Racing	Kawasaki	1'39.713	5.266	0.245	9
31	4 SMYTH Andrew	GBR	MPW Kawasaki by Blackwater Graphics	Kawasaki	1'39.731	5.284	0.018	17
32	88 LEIGH Harry	GBR	CVM Motorsport	Kawasaki	1'40.180	5.733	0.449	16
33	87 HOPPER Jake	GBR	JMH Racing	Yamaha	1'40.817	6.370	0.637	10
34	63 COWARD Josh	GBR	Coward Racing	Kawasaki	1'40.881	6.434	0.064	14
35	13 CAMPBELL Jake	GBR	Jake Campbell Racing	Kawasaki	1'41.397	6.950	0.516	16
36	23 CAIRNS Andrew	GBR	Cairns Racing	Yamaha	1'53.226	18.779	11.829	6
37	31 DAVIS Jamie	GBR	Ulligence / AH Performance	Yamaha				0
38	11 LAFFINS Sam	GBR	Sam Laffins Racing / G&S Racing	Kawasaki				0
39	37 BULL James	GBR	James Bull Racing	MV Agusta				0
40	56 ATKINS Charlie	GBR	Synergy Racing	Kawasaki				0
41	66 SMITH-HALVORSEN Max	GBR	MSS Performance	Kawasaki				0
42	72 REYNOLDS Toby	GBR	Eagle Cargo Racing	Yamaha				0

Qualifying Lap Time (110% of 1'34.447): 1'43.893

Humidity:	58%	AIR	21°C
Condition:	Dry	Temp:	36°C

02/07/2021 Start 14:15 End 14:46

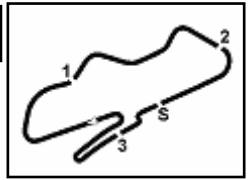
The results are provisional until the end of the time limit for protests and appeals and the completion of the technical checks.



Prosecco DOC UK Round, 2-4 July 2021

Free Practices

No.	Rider	Nat	Team	Bike	Class	FP1	FP2	Time	Gap	Rel.	Laps
1	14 NIXON Jack	GBR	Santander Salt	Yamaha		1'35.264	1'34.447	1'34.447			30
2	15 MCMANUS Eugene	GBR	Affinity Sports Academy	Kawasaki		1'35.309	1'34.956	1'34.956	0.509	0.509	33
3	19 TALBOT Joe	GBR	JR Performance Racing	Kawasaki		1'35.251	1'35.159	1'35.159	0.712	0.203	31
4	7 DELVES Liam	GBR	JR Performance Racing	Kawasaki		1'35.197	1'35.673	1'35.197	0.750	0.038	31
5	77 VERWEY Kade	GBR	Team XG Racing	Kawasaki		1'35.339	1'35.750	1'35.339	0.892	0.142	32
6	22 CORDEROY Zak	GBR	Binch Racing	Yamaha		1'35.453	1'35.346	1'35.346	0.899	0.007	32
7	28 HARTGROVE Adam	GBR	Adam Hartgrove Racing	Yamaha		1'35.586	1'35.377	1'35.377	0.930	0.031	32
8	91 ALDERSON James	GBR	R Alderson and Sons Racing	Triumph		1'35.941	1'35.467	1'35.467	1.020	0.090	34
9	10 REID Simon	GBR	Simon Reid Racing	Yamaha		1'35.736	1'35.570	1'35.570	1.123	0.103	29
10	6 STANLEY George	GBR	Ready4Racing Vision Team	Kawasaki		1'35.603	1'35.713	1'35.603	1.156	0.033	29
11	39 BOURNE Franco	GBR	Chris Walker Kawasaki	Kawasaki		1'36.175	1'35.641	1'35.641	1.194	0.038	32
12	30 COOK Max	GBR	FS-3 Racing	Kawasaki		1'36.299	1'35.886	1'35.886	1.439	0.245	25
13	86 JENNER Owen	GBR	Affinity Sports Academy	Kawasaki		1'36.294	1'35.891	1'35.891	1.444	0.005	32
14	11 LAFFINS Sam	GBR	Sam Laffins Racing / G&S Racing	Kawasaki		1'35.936		1'35.936	1.489	0.045	14
15	3 THOMSON Connor	GBR	Utiligence / AH Performance	Yamaha		1'36.736	1'36.005	1'36.005	1.558	0.069	32
16	33 FARRER Charlie	GBR	Mortimer Racing / Appleyard Acade	Yamaha		1'36.937	1'36.129	1'36.129	1.682	0.124	31
17	64 DURHAM Asher	GBR	Affinity Sports Academy	Kawasaki		1'37.139	1'36.171	1'36.171	1.724	0.042	32
18	55 VALLELEY Louis	GBR	Code Blue Racing / Team V	Yamaha		1'36.871	1'36.304	1'36.304	1.857	0.133	31
19	57 CRUMP Seth	AUS	Affinity Sports Academy	Kawasaki		1'36.976	1'36.403	1'36.403	1.956	0.099	31
20	76 VERWEY Luke	GBR	Team XG Racing	Kawasaki		1'36.903	1'36.462	1'36.462	2.015	0.059	31
21	21 BROOKS Daniel	GBR	Ready4Racing Vision Team	Kawasaki		1'37.946	1'36.484	1'36.484	2.037	0.022	32
22	99 BEDNAREK Jack	GBR	CF Motorsport	Yamaha		1'37.182	1'36.733	1'36.733	2.286	0.249	31
23	8 HALL Cameron	GBR	Triple M Vehicles Sales	Kawasaki		1'37.193	1'37.109	1'37.109	2.662	0.376	26
24	78 BOWER Matt	GBR	4T2 Racing	Kawasaki		1'38.093	1'37.286	1'37.286	2.839	0.177	27
25	17 ARMSTRONG Kier	GBR	Dan Bones / Lincolnshire Racing M	Kawasaki		1'38.261	1'37.339	1'37.339	2.892	0.053	30
26	31 DAVIS Jamie	GBR	Utiligence / AH Performance	Yamaha		1'37.389		1'37.389	2.942	0.050	15
27	41 LEATHERLAND Lynden	GBR	GL Fabrications Racing	Yamaha		1'38.598	1'37.580	1'37.580	3.133	0.191	31
28	71 DRURY Nathan	GBR	Dragon Racing	Kawasaki		1'38.106	1'38.302	1'38.106	3.659	0.526	30
29	25 JONES Lewis	GBR	Lewis Jones Racing	Kawasaki		1'38.874	1'39.713	1'38.874	4.427	0.768	23
30	38 OWENS Michael	GBR	R&R Racing	Yamaha		1'40.129	1'39.260	1'39.260	4.813	0.386	27
31	51 BARRINGTON Kayla	GBR	Slipscreens / TKB Racing	Kawasaki		1'41.420	1'39.403	1'39.403	4.956	0.143	24
32	69 COYNE Kevin	IRL	Kevin Coyne Racing 64	Kawasaki		1'39.918	1'39.468	1'39.468	5.021	0.065	28
33	4 SMYTH Andrew	GBR	MPW Kawasaki by Blackwater Gra	Kawasaki		1'40.475	1'39.731	1'39.731	5.284	0.263	32
34	37 BULL James	GBR	James Bull Racing	MV Agusta		1'39.959		1'39.959	5.512	0.228	13
35	88 LEIGH Harry	GBR	CVM Motorsport	Kawasaki		1'41.688	1'40.180	1'40.180	5.733	0.221	33
36	87 HOPPER Jake	GBR	JMH Racing	Yamaha		1'40.649	1'40.817	1'40.649	6.202	0.469	23
37	63 COWARD Josh	GBR	Coward Racing	Kawasaki		1'42.281	1'40.881	1'40.881	6.434	0.232	26
38	13 CAMPBELL Jake	GBR	Jake Campbell Racing	Kawasaki		1'41.717	1'41.397	1'41.397	6.950	0.516	30
39	23 CAIRNS Andrew	GBR	Cairns Racing	Yamaha		1'47.573	1'53.226	1'47.573	13.126	6.176	20
40	66 SMITH-HALVORSEN Ma	GBR	MSS Performance	Kawasaki							0
41	56 ATKINS Charlie	GBR	Synergy Racing	Kawasaki							0
42	72 REYNOLDS Toby	GBR	Eagle Cargo Racing	Yamaha							0

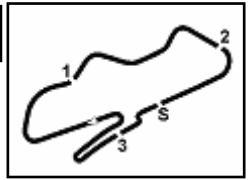


Prosecco DOC UK Round, 2-4 July 2021

Top Speeds Free Practice 2nd Session

BEST LAP				
1	14	NIXON Jack	Yamaha	1'34.447
2	15	MCMANUS Eugene	Kawasaki	1'34.956
3	19	TALBOT Joe	Kawasaki	1'35.159
4	22	CORDEROY Zak	Yamaha	1'35.346
5	28	HARTGROVE Adam	Yamaha	1'35.377
6	91	ALDERSON James	Triumph	1'35.467
7	10	REID Simon	Yamaha	1'35.570
8	39	BOURNE Franco	Kawasaki	1'35.641
9	7	DELVES Liam	Kawasaki	1'35.673
10	6	STANLEY George	Kawasaki	1'35.713
11	77	VERWEY Kade	Kawasaki	1'35.750
12	30	COOK Max	Kawasaki	1'35.886
13	86	JENNER Owen	Kawasaki	1'35.891
14	3	THOMSON Connor	Yamaha	1'36.005
15	33	FARRER Charlie	Yamaha	1'36.129
16	64	DURHAM Asher	Kawasaki	1'36.171
17	55	VALLELEY Louis	Yamaha	1'36.304
18	57	CRUMP Seth	Kawasaki	1'36.403
19	76	VERWEY Luke	Kawasaki	1'36.462
20	21	BROOKS Daniel	Kawasaki	1'36.484
21	99	BEDNAREK Jack	Yamaha	1'36.733
22	8	HALL Cameron	Kawasaki	1'37.109
23	78	BOWER Matt	Kawasaki	1'37.286
24	17	ARMSTRONG Kier	Kawasaki	1'37.339
25	41	LEATHERLAND Lynden	Yamaha	1'37.580
26	71	DRURY Nathan	Kawasaki	1'38.302
27	38	OWENS Michael	Yamaha	1'39.260
28	51	BARRINGTON Kayla	Kawasaki	1'39.403
29	69	COYNE Kevin	Kawasaki	1'39.468
30	25	JONES Lewis	Kawasaki	1'39.713
31	4	SMYTH Andrew	Kawasaki	1'39.731
32	88	LEIGH Harry	Kawasaki	1'40.180
33	87	HOPPER Jake	Yamaha	1'40.817
34	63	COWARD Josh	Kawasaki	1'40.881
35	13	CAMPBELL Jake	Kawasaki	1'41.397
36	23	CAIRNS Andrew	Yamaha	1'53.226
37	11	LAFFINS Sam	Kawasaki	
38	31	DAVIS Jamie	Yamaha	
39	37	BULL James	MV Agusta	
40	56	ATKINS Charlie	Kawasaki	
41	66	SMITH-HALVORSEN Max	Kawasaki	
42	72	REYNOLDS Toby	Yamaha	

SPEED				
1	14	NIXON Jack	Yamaha	235,9
2	86	JENNER Owen	Kawasaki	235,9
3	57	CRUMP Seth	Kawasaki	234,4
4	39	BOURNE Franco	Kawasaki	233,9
5	22	CORDEROY Zak	Yamaha	233,4
6	33	FARRER Charlie	Yamaha	233,4
7	64	DURHAM Asher	Kawasaki	233,4
8	30	COOK Max	Kawasaki	232,9
9	6	STANLEY George	Kawasaki	232,4
10	41	LEATHERLAND Lynden	Yamaha	231,9
11	21	BROOKS Daniel	Kawasaki	231,9
12	19	TALBOT Joe	Kawasaki	231,9
13	88	LEIGH Harry	Kawasaki	231,4
14	77	VERWEY Kade	Kawasaki	231,4
15	7	DELVES Liam	Kawasaki	230,9
16	78	BOWER Matt	Kawasaki	230,4
17	99	BEDNAREK Jack	Yamaha	230,4
18	15	MCMANUS Eugene	Kawasaki	229,9
19	55	VALLELEY Louis	Yamaha	229,4
20	91	ALDERSON James	Triumph	229,4
21	11	LAFFINS Sam	Kawasaki	228,9
22	51	BARRINGTON Kayla	Kawasaki	228,4
23	76	VERWEY Luke	Kawasaki	228,4
24	4	SMYTH Andrew	Kawasaki	227,9
25	28	HARTGROVE Adam	Yamaha	227,5
26	10	REID Simon	Yamaha	227,5
27	3	THOMSON Connor	Yamaha	227,0
28	38	OWENS Michael	Yamaha	227,0
29	25	JONES Lewis	Kawasaki	226,0
30	87	HOPPER Jake	Yamaha	225,6
31	8	HALL Cameron	Kawasaki	225,6
32	17	ARMSTRONG Kier	Kawasaki	225,6
33	31	DAVIS Jamie	Yamaha	225,1
34	71	DRURY Nathan	Kawasaki	225,1
35	69	COYNE Kevin	Kawasaki	225,1
36	13	CAMPBELL Jake	Kawasaki	224,6
37	63	COWARD Josh	Kawasaki	222,3
38	23	CAIRNS Andrew	Yamaha	211,0
39	37	BULL James	MV Agusta	145,9



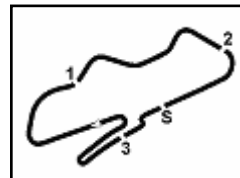
Prosecco DOC UK Round, 2-4 July 2021

Top Speeds Free Practice 2nd Session

Donington Park 4.023 m

2 / 2

SEG. 1			SEG. 2			SEG. 3			SEG. 4						
1	14	NIXON Jack	20.094	1	14	NIXON Jack	25.473	1	14	NIXON Jack	23.660	1	15	MCMANUS Eugene	24.799
2	39	BOURNE Franco	20.324	2	19	TALBOT Joe	25.610	2	6	STANLEY George	23.791	2	14	NIXON Jack	24.855
3	86	JENNER Owen	20.325	3	77	VERWEY Kade	25.632	3	22	CORDEROY Zak	23.817	3	22	CORDEROY Zak	24.878
4	19	TALBOT Joe	20.390	4	22	CORDEROY Zak	25.667	4	91	ALDERSON James	23.865	4	28	HARTGROVE Adam	24.998
5	91	ALDERSON James	20.398	5	15	MCMANUS Eugene	25.674	5	15	MCMANUS Eugene	23.903	5	39	BOURNE Franco	25.036
6	28	HARTGROVE Adam	20.403	6	28	HARTGROVE Adam	25.676	6	10	REID Simon	23.958	6	7	DELVES Liam	25.070
7	77	VERWEY Kade	20.405	7	7	DELVES Liam	25.740	7	19	TALBOT Joe	23.968	7	19	TALBOT Joe	25.083
8	22	CORDEROY Zak	20.406	8	10	REID Simon	25.773	8	30	COOK Max	23.971	8	10	REID Simon	25.096
9	6	STANLEY George	20.408	9	91	ALDERSON James	25.831	9	28	HARTGROVE Adam	24.006	9	86	JENNER Owen	25.127
10	10	REID Simon	20.418	10	39	BOURNE Franco	25.831	10	3	THOMSON Connor	24.019	10	77	VERWEY Kade	25.135
11	15	MCMANUS Eugene	20.433	11	3	THOMSON Connor	25.841	11	86	JENNER Owen	24.090	11	91	ALDERSON James	25.176
12	30	COOK Max	20.435	12	6	STANLEY George	25.902	12	7	DELVES Liam	24.138	12	30	COOK Max	25.191
13	33	FARRER Charlie	20.461	13	33	FARRER Charlie	25.947	13	39	BOURNE Franco	24.147	13	21	BROOKS Daniel	25.216
14	7	DELVES Liam	20.502	14	64	DURHAM Asher	25.972	14	33	FARRER Charlie	24.159	14	64	DURHAM Asher	25.231
15	64	DURHAM Asher	20.513	15	86	JENNER Owen	25.992	15	55	VALLELEY Louis	24.195	15	99	BEDNAREK Jack	25.251
16	76	VERWEY Luke	20.515	16	57	CRUMP Seth	25.997	16	76	VERWEY Luke	24.197	16	57	CRUMP Seth	25.260
17	3	THOMSON Connor	20.583	17	55	VALLELEY Louis	26.003	17	77	VERWEY Kade	24.214	17	55	VALLELEY Louis	25.279
18	99	BEDNAREK Jack	20.603	18	99	BEDNAREK Jack	26.033	18	21	BROOKS Daniel	24.217	18	6	STANLEY George	25.281
19	21	BROOKS Daniel	20.610	19	21	BROOKS Daniel	26.082	19	8	HALL Cameron	24.292	19	76	VERWEY Luke	25.302
20	57	CRUMP Seth	20.634	20	30	COOK Max	26.091	20	17	ARMSTRONG Kier	24.310	20	33	FARRER Charlie	25.344
21	55	VALLELEY Louis	20.666	21	76	VERWEY Luke	26.103	21	64	DURHAM Asher	24.350	21	17	ARMSTRONG Kier	25.402
22	78	BOWER Matt	20.680	22	78	BOWER Matt	26.404	22	78	BOWER Matt	24.383	22	3	THOMSON Connor	25.438
23	8	HALL Cameron	20.752	23	41	LEATHERLAND Lynden	26.405	23	99	BEDNAREK Jack	24.393	23	41	LEATHERLAND Lynden	25.445
24	17	ARMSTRONG Kier	20.835	24	8	HALL Cameron	26.479	24	57	CRUMP Seth	24.453	24	8	HALL Cameron	25.497
25	41	LEATHERLAND Lynden	20.874	25	17	ARMSTRONG Kier	26.554	25	41	LEATHERLAND Lynden	24.483	25	71	DRURY Nathan	25.535
26	69	COYNE Kevin	21.115	26	71	DRURY Nathan	26.735	26	71	DRURY Nathan	24.653	26	69	COYNE Kevin	25.653
27	71	DRURY Nathan	21.121	27	51	BARRINGTON Kayla	26.840	27	51	BARRINGTON Kayla	24.812	27	78	BOWER Matt	25.726
28	38	OWENS Michael	21.152	28	38	OWENS Michael	26.906	28	4	SMYTH Andrew	24.834	28	38	OWENS Michael	25.937
29	88	LEIGH Harry	21.239	29	4	SMYTH Andrew	26.943	29	69	COYNE Kevin	24.839	29	25	JONES Lewis	26.008
30	4	SMYTH Andrew	21.385	30	25	JONES Lewis	26.966	30	25	JONES Lewis	24.843	30	4	SMYTH Andrew	26.160
31	25	JONES Lewis	21.390	31	88	LEIGH Harry	27.211	31	38	OWENS Michael	24.939	31	87	HOPPER Jake	26.168
32	87	HOPPER Jake	21.413	32	69	COYNE Kevin	27.259	32	63	COWARD Josh	25.064	32	51	BARRINGTON Kayla	26.195
33	51	BARRINGTON Kayla	21.441	33	13	CAMPBELL Jake	27.298	33	88	LEIGH Harry	25.151	33	63	COWARD Josh	26.262
34	63	COWARD Josh	21.515	34	63	COWARD Josh	27.322	34	87	HOPPER Jake	25.165	34	88	LEIGH Harry	26.287
35	13	CAMPBELL Jake	21.691	35	87	HOPPER Jake	27.472	35	13	CAMPBELL Jake	25.392	35	13	CAMPBELL Jake	26.389
36	23	CAIRNS Andrew	23.157	36	37	BULL James	28.992	36	23	CAIRNS Andrew	27.932	36	23	CAIRNS Andrew	30.606
				37	11	LAFFINS Sam	29.137	37	37	BULL James	37.687				
				38	31	DAVIS Jamie	29.501								
				39	23	CAIRNS Andrew	30.189								



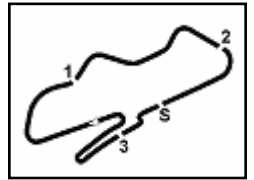
Donington Park 4.023 m

1 / 2

Prosecco DOC UK Round, 2-4 July 2021
Ideal Times Free Practice 2nd Session

No.	Rider	Bike	Seg. 1	Seg. 2	Seg. 3	Seg. 4	Ideal Time		
			Diff. 1	Diff. 2	Diff. 3	Diff. 4	Best Lap	Pos.	Diff.
1	14 NIXON J. (GBR)	Yamaha	20.094 +0.231	25.473	23.660 +0.102	24.855 +0.032	1'34.082 1'34.447	1	0.365
2	22 CORDEROY Z. (GBR)	Yamaha	20.406 +0.082	25.667 +0.018	23.817 +0.034	24.878 +0.444	1'34.768 1'35.346	4	0.578
3	15 MCMANUS E. (GBR)	Kawasaki	20.433	25.674	23.903 +0.089	24.799 +0.058	1'34.809 1'34.956	2	0.147
4	19 TALBOT J. (GBR)	Kawasaki	20.390	25.610 +0.099	23.968 +0.009	25.083	1'35.051 1'35.159	3	0.108
5	28 HARTGROVE A. (GBR)	Yamaha	20.403 +0.088	25.676	24.006	24.998 +0.206	1'35.083 1'35.377	5	0.294
6	10 REID S. (GBR)	Yamaha	20.418	25.773 +0.036	23.958	25.096 +0.289	1'35.245 1'35.570	7	0.325
7	91 ALDERSON J. (GBR)	Triumph	20.398 +0.010	25.831 +0.092	23.865 +0.095	25.176	1'35.270 1'35.467	6	0.197
8	39 BOURNE F. (GBR)	Kawasaki	20.324 +0.190	25.831	24.147	25.036 +0.113	1'35.338 1'35.641	8	0.303
9	6 STANLEY G. (GBR)	Kawasaki	20.408 +0.225	25.902	23.791	25.281 +0.106	1'35.382 1'35.713	10	0.331
10	77 VERWEY K. (GBR)	Kawasaki	20.405 +0.062	25.632	24.214 +0.107	25.135 +0.195	1'35.386 1'35.750	11	0.364
11	7 DELVES L. (GBR)	Kawasaki	20.502 +0.111	25.740 +0.081	24.138	25.070 +0.031	1'35.450 1'35.673	9	0.223
12	86 JENNER O. (GBR)	Kawasaki	20.325 +0.099	25.992 +0.177	24.090	25.127 +0.081	1'35.534 1'35.891	13	0.357
13	30 COOK M. (GBR)	Kawasaki	20.435	26.091 +0.071	23.971 +0.127	25.191	1'35.688 1'35.886	12	0.198
14	3 THOMSON C. (GBR)	Yamaha	20.583 +0.062	25.841 +0.060	24.019 +0.002	25.438	1'35.881 1'36.005	14	0.124
15	33 FARRER C. (GBR)	Yamaha	20.461	25.947 +0.159	24.159	25.344 +0.059	1'35.911 1'36.129	15	0.218
16	64 DURHAM A. (GBR)	Kawasaki	20.513 +0.105	25.972	24.350	25.231	1'36.066 1'36.171	16	0.105
17	76 VERWEY L. (GBR)	Kawasaki	20.515	26.103 +0.281	24.197 +0.064	25.302	1'36.117 1'36.462	19	0.345
18	21 BROOKS D. (GBR)	Kawasaki	20.610 +0.089	26.082	24.217 +0.069	25.216 +0.201	1'36.125 1'36.484	20	0.359
19	55 VALLELEY L. (GBR)	Yamaha	20.666 +0.027	26.003 +0.134	24.195	25.279	1'36.143 1'36.304	17	0.161
20	99 BEDNAREK J. (GBR)	Yamaha	20.603	26.033 +0.166	24.393 +0.060	25.251 +0.227	1'36.280 1'36.733	21	0.453
21	57 CRUMP S. (AUS)	Kawasaki	20.634	25.997	24.453 +0.020	25.260 +0.039	1'36.344 1'36.403	18	0.059
22	8 HALL C. (GBR)	Kawasaki	20.752 +0.089	26.479	24.292	25.497	1'37.020 1'37.109	22	0.089
23	17 ARMSTRONG K. (GBR)	Kawasaki	20.835	26.554	24.310 +0.135	25.402 +0.103	1'37.101 1'37.339	24	0.238
24	78 BOWER M. (GBR)	Kawasaki	20.680	26.404 +0.093	24.383	25.726	1'37.193 1'37.286	23	0.093
25	41 LEATHERLAND L. (GBR)	Yamaha	20.874 +0.224	26.405 +0.149	24.483	25.445	1'37.207 1'37.580	25	0.373
26	71 DRURY N. (GBR)	Kawasaki	21.121 +0.132	26.735 +0.126	24.653	25.535	1'38.044 1'38.302	26	0.258
27	69 COYNE K. (IRL)	Kawasaki	21.115 +0.211	27.259 +0.391	24.839	25.653	1'38.866 1'39.468	29	0.602
28	38 OWENS M. (GBR)	Yamaha	21.152 +0.054	26.906 +0.121	24.939 +0.151	25.937	1'38.934 1'39.260	27	0.326
29	25 JONES L. (GBR)	Kawasaki	21.390 +0.210	26.966 +0.070	24.843 +0.226	26.008	1'39.207 1'39.713	30	0.506
30	51 BARRINGTON K. (GBR)	Kawasaki	21.441	26.840	24.812	26.195 +0.115	1'39.288 1'39.403	28	0.115
31	4 SMYTH A. (GBR)	Kawasaki	21.385 +0.037	26.943 +0.322	24.834 +0.027	26.160 +0.023	1'39.322 1'39.731	31	0.409
32	88 LEIGH H. (GBR)	Kawasaki	21.239 +0.163	27.211 +0.003	25.151 +0.041	26.287 +0.085	1'39.888 1'40.180	32	0.292
33	63 COWARD J. (GBR)	Kawasaki	21.515	27.322 +0.320	25.064 +0.138	26.262 +0.260	1'40.163 1'40.881	34	0.718

02/07/2021

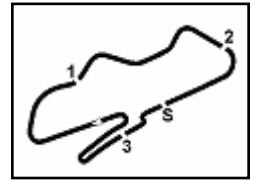


Prosecco DOC UK Round, 2-4 July 2021

Ideal Times Free Practice 2nd Session

 Donington Park 4.023 m
2 / 2

No.	Rider	Bike	Seg. 1	Seg. 2	Seg. 3	Seg. 4	Ideal Time		
			Diff. 1	Diff. 2	Diff. 3	Diff. 4	Best Lap	Pos.	Diff.
34	87 HOPPER J. (GBR)	Yamaha	21.413	27.472 +0.191	25.165 +0.255	26.168 +0.153	1'40.218	33	0.599
35	13 CAMPBELL J. (GBR)	Kawasaki	21.691 +0.256	27.298 +0.192	25.392 +0.179	26.389	1'40.770	35	0.627
36	23 CAIRNS A. (GBR)	Yamaha	23.157 +0.591	30.189 +0.146	27.932 +0.290	30.606 +0.315	1'51.884	36	1.342
	11 LAFFINS S. (GBR)	Kawasaki							
	31 DAVIS J. (GBR)	Yamaha							
	37 BULL J. (GBR)	MV Agusta							
	56 ATKINS C. (GBR)	Kawasaki							
	66 SMITH-HALVORSEN M	Kawasaki							
	72 REYNOLDS T. (GBR)	Yamaha							
Overall Ideal Time			20.094	25.473	23.660	24.799	1'34.026		



Prosecco DOC UK Round, 2-4 July 2021

Analysis Free Practice 2nd Session

1° 14 J. NIXON (1'34.447)							
Lap	Seg.1	Seg.2	Seg.3	Seg.4	Lap Time	km/h	Local Time
1		28.161	25.827	26.429		227,9	14:16'58.651
2	20.852	26.155	24.946	25.276	1'37.229	227,5	14:18'35.880
3	20.351	26.325	24.198	24.965	1'35.839	231,9	14:20'11.719
4	20.430	26.011	23.973	25.315	1'35.729	233,9	14:21'47.448
5	20.166	26.077	23.751	24.914	1'34.908	233,9	14:23'22.356
6	20.409	25.704	24.062	25.499	1'35.674	233,9	14:24'58.030
7	20.474	26.109	24.208	25.247	1'36.038	232,9	14:26'34.068
8	20.352	25.916	23.828	24.990	1'35.086	232,4	14:28'09.154
9	20.094	25.950	23.660	24.855	1'34.559	235,4	14:29'43.713
10	20.325	25.473	23.762	24.887	1'34.447	235,9	14:31'18.160
11	20.723	26.339	25.008	32.237	1'44.307P	227,5	14:33'02.467
12	6'15.488	27.464	24.357	25.251	7'32.560P	230,9	14:40'35.027
13	20.362	25.824	24.022	25.753	1'35.961	232,4	14:42'10.988
14	20.369	25.850	24.261	25.413	1'35.893	232,9	14:43'46.881
15	20.301	25.797	24.060	25.112	1'35.270	231,4	14:45'22.151

2° 15 E. MCMANUS (1'34.956)							
Lap	Seg.1	Seg.2	Seg.3	Seg.4	Lap Time	km/h	Local Time
1		27.276	24.647	25.608		225,1	14:16'41.734
2	20.768	26.006	24.497	25.371	1'36.642	226,0	14:18'18.376
3	20.545	26.124	24.078	25.235	1'35.982	227,0	14:19'54.358
4	20.626	26.010	24.345	25.297	1'36.278	226,5	14:21'30.636
5	20.569	25.831	23.982	25.006	1'35.388	227,0	14:23'06.024
6	20.531	25.721	24.151	24.799	1'35.202	229,4	14:24'41.226
7	20.470	25.726	23.954	24.824	1'34.974	227,9	14:26'16.200
8	20.525	25.725	23.903	24.821	1'34.974	227,9	14:27'51.174
9	20.454	25.836	23.917	25.124	1'35.331	228,4	14:29'26.505
10	20.433	25.674	23.992	24.857	1'34.956	227,0	14:31'01.461
11	20.588	26.676	25.897	33.671	1'48.832P	221,9	14:32'50.293
12	3'06.650	26.980	24.771	25.895	4'24.296P	229,9	14:37'14.589
13	20.925	38.529	26.788	26.721	1'52.963	225,1	14:39'07.552
14	20.848	26.357	24.274	25.729	1'37.208	229,9	14:40'44.760
15	20.529	25.945	24.331	25.583	1'36.388	227,9	14:42'21.148
16	20.558	25.969	24.158	25.294	1'35.979	228,4	14:43'57.127
17	20.471	26.540	25.142	33.903	1'46.056P	228,4	14:45'43.183

3° 19 J. TALBOT (1'35.159)							
Lap	Seg.1	Seg.2	Seg.3	Seg.4	Lap Time	km/h	Local Time
1		28.408	25.164	26.455		226,5	14:16'48.957
2	21.152	27.001	28.058	28.636	1'44.847	220,0	14:18'33.804
3	20.600	25.782	24.115	25.482	1'35.979	229,4	14:20'09.783
4	20.609	25.893	23.968	31.345	1'41.815P	231,9	14:21'51.598
5	1'23.185	26.004	24.218	25.478	2'38.885P	226,0	14:24'30.483
6	20.611	25.676	24.028	25.384	1'35.699	227,0	14:26'06.182
7	20.483	25.632	23.976	25.147	1'35.238	227,9	14:27'41.420
8	20.390	25.709	23.977	25.083	1'35.159	227,5	14:29'16.579
9	20.492	25.712	23.968	25.283	1'35.455	227,0	14:30'52.034
10	20.445	25.675	24.025	32.683	1'42.828P	227,5	14:32'34.862
11	2'22.515	26.084	24.097	25.375	3'38.071P	227,9	14:36'12.933
12	20.422	25.610	24.191	25.509	1'35.732	229,4	14:37'48.665
13	20.455	25.905	24.537	25.276	1'36.173	225,1	14:39'24.838
14	20.461	25.709	24.184	25.410	1'35.764	227,5	14:41'00.602
15	20.437	25.701	25.891	33.417	1'45.446P	217,4	14:42'46.048
16	2'11.383	29.202	24.557	27.369	3'32.511P	224,2	14:46'18.559

4° 22 Z. CORDEROY (1'35.346)							
Lap	Seg.1	Seg.2	Seg.3	Seg.4	Lap Time	km/h	Local Time
1		27.951	25.549	26.048		231,9	14:16'52.816
2	20.902	26.423	24.308	25.456	1'37.089	227,0	14:18'29.905
3	20.984	26.412	24.566	25.544	1'37.506	230,9	14:20'07.411
4	20.616	25.834	24.456	25.657	1'36.563	230,9	14:21'43.974

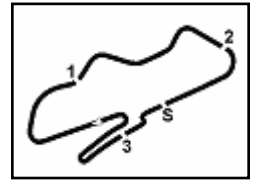
5	20.488	25.685	23.851	25.322	1'35.346	229,4	14:23'19.320
6	20.551	25.667	24.813	25.121	1'36.152	233,4	14:24'55.472
7	20.565	26.555	23.817	24.996	1'35.933	229,9	14:26'31.405
8	20.991	25.840	23.870	24.878	1'35.579	228,9	14:28'06.984
9	20.439	25.750	23.922	26.194	1'36.305	231,4	14:29'43.289
10	21.594	26.103	24.140	25.199	1'37.036	228,9	14:31'20.325
11	20.406	25.765	24.160	32.504	1'42.835P	230,9	14:33'03.160
12	1'40.387	26.407	24.089	25.359	2'56.242P	228,9	14:35'59.402
13	20.753	26.258	23.996	25.267	1'36.274	228,9	14:37'35.676
14	20.605	26.171	24.486	25.180	1'36.442	229,4	14:39'12.118
15	20.512	26.088	23.880	25.258	1'35.738	230,4	14:40'47.856
16	20.431	25.934	24.919	25.771	1'37.055	227,0	14:42'24.911
17	20.516	27.349	26.210	32.039	1'46.114P	216,9	14:44'11.025

5° 28 A. HARTGROVE (1'35.377)							
Lap	Seg.1	Seg.2	Seg.3	Seg.4	Lap Time	km/h	Local Time
1		27.328	24.802	25.615		222,8	14:16'42.202
2	20.596	26.074	24.540	25.461	1'36.671	224,6	14:18'18.873
3	20.601	26.055	24.014	25.392	1'36.062	225,6	14:19'54.935
4	20.525	25.841	24.185	25.358	1'35.909	226,0	14:21'30.844
5	20.558	26.033	25.024	26.099	1'37.714	227,0	14:23'08.558
6	20.574	25.859	24.150	25.346	1'35.929	227,5	14:24'44.487
7	20.519	25.869	24.126	25.181	1'35.695	226,0	14:26'20.182
8	20.513	25.917	24.159	25.109	1'35.698	226,5	14:27'55.880
9	20.428	25.856	24.152	24.998	1'35.434	226,0	14:29'31.314
10	20.637	27.814	25.732	25.742	1'39.925	221,4	14:31'11.239
11	20.551	29.736	30.924	25.913	1'47.124	149,8	14:32'58.363
12	20.663	26.820	24.207	25.487	1'37.177	227,5	14:34'35.540
13	20.491	25.676	24.006	25.204	1'35.377	226,5	14:36'10.917
14	20.821	26.362	24.514	25.765	1'37.462	223,7	14:37'48.379
15	20.605	25.947	24.909	25.711	1'37.172	226,0	14:39'25.551
16	20.403	25.837	24.138	25.496	1'35.874	227,0	14:41'01.425
17	20.471	25.721	24.454	25.409	1'36.055	226,5	14:42'37.480
18	20.688	27.146	24.375	26.357	1'38.566	227,0	14:44'11.046
19	20.561	26.654	24.445	30.199	1'41.859P	225,6	14:45'57.905

6° 91 J. ALDERSON (1'35.467)							
Lap	Seg.1	Seg.2	Seg.3	Seg.4	Lap Time	km/h	Local Time
1		27.701	26.767	26.380		228,9	14:17'00.927
2	20.693	25.878	24.617	25.680	1'36.868	229,9	14:18'37.795
3	20.858	26.074	23.865	25.877	1'36.674	227,0	14:20'14.469
4	20.708	25.942	24.412	25.318	1'36.380	229,4	14:21'50.849
5	20.639	25.831	24.031	25.407	1'35.908	225,6	14:23'26.757
6	20.893	26.100	23.954	25.185	1'36.132	224,2	14:25'02.889
7	20.440	26.185	24.121	25.180	1'35.926	225,6	14:26'38.815
8	20.398	25.861	24.074	25.262	1'35.595	227,0	14:28'14.410
9	20.408	25.923	23.960	25.176	1'35.467	225,1	14:29'49.877
10	21.307	26.795	24.484	30.946	1'43.532P	222,8	14:31'33.409
11	3'36.294	27.041	24.361	26.083	4'53.779P	223,7	14:36'27.188
12	20.674	25.948	23.885	25.247	1'35.754	226,0	14:38'02.942
13	20.737	25.973	24.182	25.295	1'36.187	226,0	14:39'39.129
14	20.463	25.871	24.001	25.255	1'35.590	225,6	14:41'14.719
15	20.913	25.925	24.362	25.315	1'36.515	223,7	14:42'51.234
16	20.803	26.112	24.242	25.216	1'36.373	224,2	14:44'27.607
17	20.621	25.834	24.026	25.351	1'35.832	224,6	14:46'03.439

7° 10 S. REID (1'35.570)							
Lap	Seg.1	Seg.2	Seg.3	Seg.4	Lap Time	km/h	Local Time
1		27.321	24.932	25.947		222,8	14:16'42.870
2	20.832	25.967	24.733	25.681	1'37.213	223,2	14:18'20.083
3	20.704	25.984	24.093	25.443	1'36.224	225,6	14:19'56.307
4	20.723	26.063	24.247	25.487	1'36.520	225,1	14:21'32.827
5	20.786	25.937	24.201	25.505	1'36.429	223,7	14:23'09.256

02/07/2021 P = Pits In/Out - C = Lap Time Cancelled



Prosecco DOC UK Round, 2-4 July 2021

Analysis Free Practice 2nd Session

6	20.584	25.773	24.088	25.342	1'35.787	225.6	14:24'45.043	13	20.678	26.239	24.084	26.484	1'37.485	228.9	14:42'57.181
7	20.418	25.809	23.958	25.385	1'35.570	227.5	14:26'20.613	14	20.544	26.181	24.174	25.520	1'36.419	227.9	14:44'33.600
8	20.896	27.569	25.020	30.456	1'43.941P	221.9	14:28'04.554	15	20.604	26.105	24.049	35.322	1'46.080P	228.9	14:46'19.680
9	3'32.599	27.422	27.536	25.736	4'53.293P	173.3	14:32'57.847								
10	20.932	26.156	24.166	25.404	1'36.658	224.2	14:34'34.505								
11	20.722	25.882	24.139	25.285	1'36.028	224.2	14:36'10.533								
12	20.577	26.337	24.615	28.236	1'39.765P	220.0	14:37'50.298								
13	1'58.283	26.401	24.078	25.337	3'14.099P	225.6	14:41'04.397								
14	20.528	26.000	24.098	25.096	1'35.722	224.6	14:42'40.119								

8° 39 F. BOURNE (1'35.641)

Lap	Seg.1	Seg.2	Seg.3	Seg.4	Lap Time	km/h	Local Time
1		28.097	27.435	26.636		224.6	14:17'01.565
2	21.046	26.379	24.447	26.038	1'37.910	229.9	14:18'39.475
3	20.719	26.687	24.731	25.673	1'37.810	228.9	14:20'17.285
4	20.605	26.240	24.176	25.407	1'36.428	231.9	14:21'53.713
5	20.523	26.281	24.457	25.147	1'36.408	231.9	14:23'30.121
6	20.447	26.098	24.359	25.182	1'36.086	233.4	14:25'06.207
7	20.360	25.911	24.431	25.529	1'36.231	233.9	14:26'42.438
8	20.803	26.147	24.407	25.630	1'36.987	232.4	14:28'19.425
9	27.736	27.458	24.558	25.805	1'45.557	233.4	14:30'04.982
10	20.578	26.077	24.442	25.129	1'36.226	229.9	14:31'41.208
11	20.324	26.255	24.189	25.217	1'35.985	230.9	14:33'17.193
12	20.448	25.928	24.326	25.036	1'35.738	229.4	14:34'52.931
13	21.628	26.777	24.597	31.004	1'44.006P	225.6	14:36'36.937
14	2'52.840	26.858	24.230	26.214	4'10.142P	230.4	14:40'47.079
15	20.662	25.893	24.320	25.452	1'36.327	231.9	14:42'23.406
16	20.590	27.312	27.964	25.768	1'41.634	202.7	14:44'05.040
17	20.514	25.831	24.147	25.149	1'35.641	230.9	14:45'40.681

9° 7 L. DELVES (1'35.673)

Lap	Seg.1	Seg.2	Seg.3	Seg.4	Lap Time	km/h	Local Time
1		27.932	25.401	26.654		225.6	14:16'50.719
2	20.894	26.299	24.710	25.750	1'37.653	227.5	14:18'28.372
3	20.762	25.821	25.667	31.458	1'43.708P	228.9	14:20'12.080
4	43.314	27.342	24.586	25.968	2'01.210P	227.5	14:22'13.290
5	20.866	26.609	24.497	25.499	1'37.471	226.0	14:23'50.761
6	20.613	25.821	24.138	25.101	1'35.673	227.0	14:25'26.434
7	20.502	25.932	24.710	25.713	1'36.857	228.9	14:27'03.291
8	20.801	25.906	25.067	31.008	1'42.782P	221.9	14:28'46.073
9	4'07.691	27.294	24.933	26.392	5'26.310P	222.8	14:34'12.383
10	20.705	25.964	24.642	25.652	1'36.963	227.5	14:35'49.346
11	20.628	25.879	24.151	25.070	1'35.728	227.9	14:37'25.074
12	20.743	26.051	24.336	25.668	1'36.798	225.6	14:39'01.872
13	20.582	25.740	24.452	25.451	1'36.225	230.9	14:40'38.097
14	20.613	26.414	24.386	29.394	1'40.807P	225.6	14:42'18.904
15	38.498	27.327	24.393	26.334	1'56.552P	227.5	14:44'15.456
16	21.740	27.386	24.824	25.829	1'39.779	225.1	14:45'55.235

10° 6 G. STANLEY (1'35.713)

Lap	Seg.1	Seg.2	Seg.3	Seg.4	Lap Time	km/h	Local Time
1		27.996	25.477	26.591		231.9	14:16'53.500
2	20.660	26.185	24.355	25.558	1'36.758	230.4	14:18'30.258
3	20.767	26.716	24.216	25.839	1'37.538	232.4	14:20'07.796
4	20.571	25.932	24.071	25.871	1'36.445	232.4	14:21'44.241
5	20.633	25.902	23.791	25.387	1'35.713	232.4	14:23'19.954
6	20.514	26.286	24.030	25.409	1'36.239	229.9	14:24'56.193
7	20.408	26.170	23.872	25.281	1'35.731	232.4	14:26'31.924
8	20.854	26.417	23.956	25.326	1'36.553	229.9	14:28'08.477
9	20.522	26.058	24.046	39.896	1'50.522P	229.4	14:29'58.999
10	5'10.331	31.320	30.058	28.548	6'40.257P	170.1	14:36'39.256
11	22.897	27.814	24.810	29.985	1'45.506P	225.6	14:38'24.762
12	1'38.556	26.687	24.288	25.403	2'54.934P	227.5	14:41'19.696

11° 77 K. VERWEY (1'35.750)

Lap	Seg.1	Seg.2	Seg.3	Seg.4	Lap Time	km/h	Local Time
1		27.331	24.853	25.735		228.9	14:16'43.324
2	20.654	25.879	24.407	25.481	1'36.421	227.9	14:18'19.745
3	20.550	25.739	24.214	25.331	1'35.834	227.9	14:19'55.579
4	20.467	25.632	24.321	25.330	1'35.750	227.9	14:21'31.329
5	20.439	25.856	24.299	25.430	1'36.024	230.4	14:23'07.353
6	20.552	25.722	24.522	28.044	1'38.840	229.4	14:24'46.193
7	20.405	25.779	26.050	27.530	1'39.764C	229.4	14:26'25.957
8	20.545	25.898	24.542	25.369	1'36.354	228.9	14:28'02.311
9	20.529	25.920	24.568	25.135	1'36.152	227.5	14:29'38.463
10	20.513	25.836	24.367	25.337	1'36.053	228.4	14:31'14.516
11	20.463	25.747	24.444	30.890	1'41.544P	227.9	14:32'56.060
12	2'12.585	26.681	24.393	26.146	3'29.805P	231.4	14:36'25.865
13	20.468	25.831	24.336	25.190	1'35.825	229.4	14:38'01.690
14	20.612	25.835	24.956	32.613	1'44.016P	224.2	14:39'45.706
15	1'20.557	26.194	24.628	25.317	2'36.696P	227.9	14:42'22.402
16	20.518	25.802	24.277	25.157	1'35.754	229.9	14:43'58.156
17	20.470	25.846	25.010	28.615	1'39.941	230.4	14:45'38.097

12° 30 M. COOK (1'35.886)

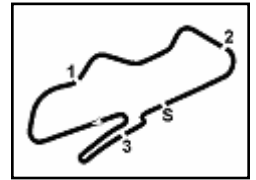
Lap	Seg.1	Seg.2	Seg.3	Seg.4	Lap Time	km/h	Local Time
1		28.504	26.374	26.135		229.9	14:16'59.893
2	20.654	26.524	24.947	26.038	1'38.163	232.9	14:18'38.056
3	21.183	27.112	24.269	25.634	1'38.198	231.4	14:20'16.254
4	20.742	26.367	27.008	36.656	1'50.773P	155.1	14:22'07.027
5	4'40.952	26.893	24.358	26.080	5'58.283P	229.4	14:28'05.310
6	20.642	26.432	24.238	25.443	1'36.755	229.4	14:29'42.065
7	20.640	26.345	24.162	25.312	1'36.459	229.9	14:31'18.524
8	20.643	26.311	25.072	33.535	1'45.561P	228.9	14:33'04.085
9	6'13.295	27.698	25.023	25.383	7'31.399P	224.6	14:40'35.484
10	20.464	26.091	24.146	25.367	1'36.068	231.4	14:42'11.552
11	20.694	26.155	23.971	25.523	1'36.343	231.4	14:43'47.895
12	20.435	26.162	24.098	25.191	1'35.886	230.4	14:45'23.781

13° 86 O. JENNER (1'35.891)

Lap	Seg.1	Seg.2	Seg.3	Seg.4	Lap Time	km/h	Local Time
1		28.172	25.467	26.723		233.9	14:16'54.061
2	20.893	26.464	24.581	25.615	1'37.553	233.4	14:18'31.614
3	20.687	26.402	24.436	25.673	1'37.198	235.4	14:20'08.812
4	20.756	26.268	24.205	25.743	1'36.972C	233.4	14:21'45.784
5	20.485	26.225	24.209	25.281	1'36.200	234.4	14:23'21.984
6	21.598	26.155	24.102	25.357	1'37.212	234.9	14:24'59.196
7	20.424	26.169	24.090	25.208	1'35.891	235.9	14:26'35.087
8	20.425	26.390	24.305	25.227	1'36.347	231.9	14:28'11.434
9	20.500	26.192	24.163	25.483	1'36.338	233.4	14:29'47.772
10	20.459	35.189	24.633	31.501	1'51.782P	232.9	14:31'39.554
11	2'51.327	26.865	24.418	25.327	4'07.937P	232.4	14:35'47.491
12	20.416	26.736	24.332	25.143	1'36.627	230.9	14:37'24.118
13	20.495	26.304	24.415	25.162	1'36.376	234.4	14:39'00.494
14	20.512	26.391	24.176	25.127	1'36.206	233.9	14:40'36.700
15	20.325	25.992	24.471	25.326	1'36.114	230.9	14:42'12.814
16	20.482	26.515	24.196	25.214	1'36.407	232.4	14:43'49.221
17	20.377	26.633	24.224	25.377	1'36.611	233.9	14:45'25.832

14° 3 C. THOMSON (1'36.005)

Lap	Seg.1	Seg.2	Seg.3	Seg.4	Lap Time	km/h	Local Time
1		27.984	25.389	26.689		219.1	14:16'45.328
2	20.935	26.037	24.440	26.068	1'37.480	223.7	14:18'22.808



Donington Park 4.023 m

3 / 6

Prosecco DOC UK Round, 2-4 July 2021

Analysis Free Practice 2nd Session

3	20.613	25.859	24.019	25.730	1'36.221	225.1	14:19'59.029	7	20.693	26.137	24.195	25.279	1'36.304	226.0	14:26'48.530
4	20.734	25.928	27.497	26.451	1'40.610	148.5	14:21'39.639	8	20.785	26.099	24.219	25.361	1'36.464	226.5	14:28'24.994
5	21.342	26.656	24.615	29.382	1'41.995P	218.7	14:23'21.634	9	21.526	27.469	25.149	31.614	1'45.758P	220.5	14:30'10.752
6	1'59.727	26.773	24.375	26.667	3'17.542P	223.7	14:26'39.176	10	2'25.142	29.750	26.682	29.103	3'50.677P	199.3	14:34'01.429
7	20.617	26.193	25.998	26.092	1'38.900	225.6	14:28'18.076	11	20.986	26.214	24.588	25.719	1'37.507	226.0	14:35'38.936
8	21.131	26.509	24.487	25.785	1'37.912	221.9	14:29'55.988	12	20.747	26.504	24.734	25.784	1'37.769	223.2	14:37'16.705
9	20.670	26.103	24.316	25.806	1'36.895	224.6	14:31'32.883	13	20.757	26.075	24.351	25.511	1'36.694	225.1	14:38'53.399
10	20.870	26.108	24.283	25.741	1'37.002	222.8	14:33'09.885	14	20.881	26.003	24.410	25.598	1'36.892	229.4	14:40'30.291
11	20.583	26.056	24.263	25.565	1'36.467	221.9	14:34'46.352	15	20.945	27.022	24.671	25.958	1'38.596	222.8	14:42'08.887
12	21.341	26.993	24.852	26.139	1'39.325	220.5	14:36'25.677	16	20.817	26.034	24.215	25.686	1'36.752	224.6	14:43'45.639
13	20.816	25.841	24.351	25.558	1'36.566	227.0	14:38'02.243	17	20.666	26.096	25.736	27.501	1'39.999C	223.7	14:45'25.638
14	21.277	26.770	24.755	28.879	1'41.681P	223.2	14:39'43.924								
15	2'00.855	27.081	24.539	26.061	3'18.536P	220.9	14:43'02.460								
16	20.645	25.901	24.021	25.438	1'36.005	224.6	14:44'38.465								
17	20.641	26.331	24.181	26.078	1'37.231	223.2	14:46'15.696								

18°		57 S. CRUMP (1'36.403)					
Lap	Seg.1	Seg.2	Seg.3	Seg.4	Lap Time	km/h	Local Time
1		28.005	25.815	26.547	230.9	14:16'58.986	
2	20.993	26.294	24.758	25.809	1'37.854	230.9	14:18'36.840
3	20.749	26.137	24.600	25.467	1'36.953	231.9	14:20'13.793
4	20.748	26.424	24.572	25.862	1'37.606	231.4	14:21'51.399
5	20.634	25.997	24.473	25.299	1'36.403	232.9	14:23'27.802
6	20.843	26.158	24.453	25.467	1'36.921	233.4	14:25'04.723
7	20.767	26.210	24.644	25.344	1'36.965	234.4	14:26'41.688
8	20.813	26.411	24.712	30.645	1'42.581P	229.9	14:28'24.269
9	2'24.689	27.335	24.774	25.734	3'42.532P	230.9	14:32'06.801
10	21.048	26.585	24.677	25.260	1'37.570	229.9	14:33'44.371
11	20.716	26.410	24.511	25.491	1'37.128	231.4	14:35'21.499
12	20.837	26.282	24.882	26.071	1'38.072	229.4	14:36'59.571
13	20.736	26.446	24.910	29.438	1'41.530P	229.9	14:38'41.101
14	2'32.298	27.178	24.866	25.663	3'50.005P	228.9	14:42'31.106
15	20.976	26.565	24.650	25.347	1'37.538	230.4	14:44'08.644
16	20.721	26.202	24.564	25.303	1'36.790	230.9	14:45'45.434

15°		33 C. FARRER (1'36.129)					
Lap	Seg.1	Seg.2	Seg.3	Seg.4	Lap Time	km/h	Local Time
1		28.794	25.456	26.634	227.9	14:16'59.319	
2	20.815	26.452	25.529	26.073	1'38.869	222.8	14:18'38.188
3	21.311	27.010	24.501	25.720	1'38.542	231.4	14:20'16.730
4	20.701	27.336	25.692	38.862	1'52.591P	232.4	14:22'09.321
5	1'40.910	26.856	24.404	25.842	2'58.012P	233.4	14:25'07.333
6	20.691	26.155	24.299	25.612	1'36.757	232.9	14:26'44.090
7	20.504	26.233	24.359	25.633	1'36.729	233.4	14:28'20.819
8	20.521	26.996	24.748	35.220	1'47.485P	230.9	14:30'08.304
9	3'11.825	26.771	24.728	26.254	4'29.578P	231.4	14:34'37.882
10	20.732	26.238	24.219	25.770	1'36.959	231.9	14:36'14.841
11	20.575	26.174	24.193	25.380	1'36.322	231.4	14:37'51.163
12	20.670	29.926	24.437	25.618	1'40.651	231.4	14:39'31.814
13	20.574	26.422	24.307	25.614	1'36.917	232.4	14:41'08.731
14	20.507	25.947	24.485	25.517	1'36.456	228.9	14:42'45.187
15	20.461	26.106	24.159	25.403	1'36.129	230.9	14:44'21.316
16	20.614	26.366	24.629	25.344	1'36.953	228.9	14:45'58.269

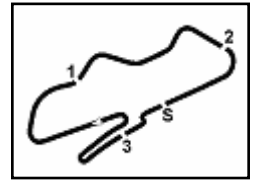
19°		76 L. VERWEY (1'36.462)					
Lap	Seg.1	Seg.2	Seg.3	Seg.4	Lap Time	km/h	Local Time
1		28.699	25.297	26.404	226.0	14:16'48.681	
2	21.309	27.040	24.854	25.612	1'38.815	225.1	14:18'27.496
3	20.657	26.656	24.342	25.694	1'37.349	227.5	14:20'04.845
4	20.638	26.103	24.325	25.555	1'36.621	226.5	14:21'41.466
5	20.683	26.504	24.197	25.430	1'36.814	226.0	14:23'18.280
6	20.632	26.182	25.322	26.081	1'38.219	226.5	14:24'56.499
7	20.542	26.392	27.424	26.109	1'40.465C	228.4	14:26'36.964
8	20.518	26.729	24.834	25.975	1'38.056	226.5	14:28'15.020
9	20.519	26.519	24.368	25.659	1'37.065	227.9	14:29'52.085
10	20.739	26.441	24.263	25.729	1'37.172	226.5	14:31'29.257
11	20.748	26.365	25.578	32.951	1'45.642P	225.1	14:33'14.899
12	1'44.352	26.490	24.504	25.523	3'00.869P	227.5	14:36'15.768
13	20.515	26.384	24.261	25.302	1'36.462	226.5	14:37'52.230
14	20.863	26.558	24.342	25.828	1'37.591	227.5	14:39'29.821
15	20.965	28.535	25.093	26.499	1'41.092	220.5	14:41'10.913
16	20.575	27.496	27.436	34.346	1'49.853P	193.2	14:43'00.766

16°		64 A. DURHAM (1'36.171)					
Lap	Seg.1	Seg.2	Seg.3	Seg.4	Lap Time	km/h	Local Time
1		27.208	25.166	26.269	226.5	14:16'43.595	
2	20.949	26.373	24.888	25.637	1'37.847	227.9	14:18'21.442
3	20.886	26.053	24.580	25.752	1'37.271	228.4	14:19'58.713
4	20.959	26.272	24.766	25.418	1'37.415	224.2	14:21'36.128
5	24.341	36.312	26.341	25.713	1'52.707	202.3	14:23'28.835
6	20.785	26.101	24.358	25.423	1'36.667	232.4	14:25'05.502
7	20.590	25.992	24.515	25.730	1'36.827	233.4	14:26'42.329
8	20.790	26.176	24.650	26.808	1'38.424	233.4	14:28'20.753
9	21.027	27.055	24.591	35.040	1'47.713P	231.9	14:30'08.466
10	2'25.940	29.305	30.690	38.291	4'04.226CP	182.4	14:34'12.692
11	21.082	26.257	24.499	25.568	1'37.406	231.9	14:35'50.098
12	20.618	25.972	24.350	25.231	1'36.171	232.9	14:37'26.269
13	20.634	26.251	24.355	25.453	1'36.693	230.4	14:39'02.962
14	20.678	26.590	24.589	25.628	1'37.485	227.0	14:40'40.447
15	20.654	26.039	24.416	25.476	1'36.585	231.4	14:42'17.032
16	20.513	26.070	24.493	25.900	1'36.976	231.4	14:43'54.008
17	20.796	26.353	24.509	25.581	1'37.239	231.4	14:45'31.247

20°		21 D. BROOKS (1'36.484)					
Lap	Seg.1	Seg.2	Seg.3	Seg.4	Lap Time	km/h	Local Time
1		28.927	25.858	26.402	224.2	14:16'50.321	
2	21.169	27.012	24.600	25.856	1'38.637	231.9	14:18'28.958
3	20.838	26.715	24.302	25.689	1'37.544	228.9	14:20'06.502
4	20.959	26.288	24.417	26.883	1'38.547	229.4	14:21'45.049
5	20.699	26.082	24.286	25.417	1'36.484	228.4	14:23'21.533
6	20.701	26.111	26.550	29.614	1'42.976CP	228.4	14:25'04.509
7	2'01.725	27.103	24.772	25.688	3'19.288P	227.5	14:28'23.797
8	20.851	26.235	24.280	25.554	1'36.920	228.9	14:30'00.717
9	20.853	26.184	24.410	25.612	1'37.059	227.9	14:31'37.776
10	20.714	26.488	24.495	28.194	1'39.891P	226.0	14:33'17.667
11	1'24.567	26.543	24.658	25.709	2'41.477P	229.4	14:35'59.144

02/07/2021

P = Pits In/Out - C = Lap Time Cancelled



Prosecco DOC UK Round, 2-4 July 2021

Analysis Free Practice 2nd Session

Lap	Seg.1	Seg.2	Seg.3	Seg.4	Lap Time	km/h	Local Time
12	20.825	26.598	24.217	25.216	1'36.856	230,4	14:37'36.000
13	20.610	26.265	24.508	25.727	1'37.110	228,9	14:39'13.110
14	20.749	26.169	24.631	25.652	1'37.201	229,9	14:40'50.311
15	20.641	26.274	24.487	25.466	1'36.868	227,9	14:42'27.179
16	20.617	26.135	24.727	27.778	1'39.257	228,9	14:44'06.436
17	20.761	26.092	24.338	25.778	1'36.969	228,4	14:45'43.405

21° 99 J. BEDNAREK (1'36.733)							
Lap	Seg.1	Seg.2	Seg.3	Seg.4	Lap Time	km/h	Local Time
1		28.428	26.251	26.745		223,2	14:16'57.871
2	21.556	26.690	25.429	25.980	1'39.655	227,5	14:18'37.526
3	21.468	26.675	24.590	25.584	1'38.317	227,5	14:20'15.843
4	20.996	26.304	24.650	25.381	1'37.331	226,0	14:21'53.174
5	20.962	26.207	24.753	25.579	1'37.501	226,0	14:23'30.675
6	20.955	26.033	24.393	25.542	1'36.923	228,4	14:25'07.598
7	20.793	26.113	24.580	30.018	1'41.504	227,5	14:26'49.102
8	20.860	26.255	24.663	30.768	1'42.546P	227,5	14:28'31.648
9	2'26.786	28.061	25.481	25.719	3'46.047P	219,1	14:32'17.695
10	21.086	26.255	24.665	25.410	1'37.416	227,5	14:33'55.111
11	20.796	26.602	24.647	25.251	1'37.296	226,0	14:35'32.407
12	21.005	26.450	25.973	29.829	1'43.257	211,8	14:37'15.664
13	20.994	26.657	25.483	30.975	1'44.109	213,1	14:38'59.773
14	21.561	26.400	25.551	25.804	1'39.316C	230,4	14:40'39.089
15	20.603	26.199	24.453	25.478	1'36.733	228,4	14:42'15.822
16	20.695	26.255	24.641	26.017	1'37.608	225,6	14:43'53.430
17	21.081	26.380	25.423	25.746	1'38.630	216,1	14:45'32.060

22° 8 C. HALL (1'37.109)							
Lap	Seg.1	Seg.2	Seg.3	Seg.4	Lap Time	km/h	Local Time
1		28.543	25.208	26.289		222,3	14:16'48.175
2	21.056	26.827	24.515	25.788	1'38.186	223,2	14:18'26.361
3	20.912	27.939	24.711	25.636	1'39.198C	224,6	14:20'05.559
4	20.841	26.479	24.292	25.497	1'37.109	225,1	14:21'42.668
5	20.752	27.094	24.415	25.672	1'37.933	225,6	14:23'20.601
6	20.810	27.793	25.307	26.691	1'40.601C	213,5	14:25'01.202
7	21.117	27.366	28.168	36.092	1'52.743CP	222,8	14:26'53.945
8	7'15.566	28.114	25.028	26.026	8'34.734P	220,5	14:35'28.679
9	21.144	26.672	24.748	25.796	1'38.360	221,9	14:37'07.039
10	21.012	26.639	24.668	25.957	1'38.276C	222,8	14:38'45.315
11	21.059	26.757	24.620	25.571	1'38.007	224,2	14:40'23.322
12	21.240	28.151	24.832	25.584	1'39.807	223,2	14:42'03.129
13	20.969	26.723	24.539	25.830	1'38.061	221,9	14:43'41.190
14	20.937	26.917	24.737	25.902	1'38.493	221,4	14:45'19.683

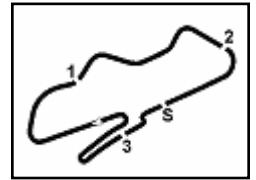
23° 78 M. BOWER (1'37.286)							
Lap	Seg.1	Seg.2	Seg.3	Seg.4	Lap Time	km/h	Local Time
1		27.822	25.565	26.671		227,9	14:16'45.742
2	21.142	26.697	24.987	25.934	1'38.760	226,0	14:18'24.502
3	20.802	26.753	24.995	25.980	1'38.530	226,0	14:20'03.032
4	21.011	26.609	24.998	26.138	1'38.756	225,6	14:21'41.788
5	20.742	26.404	24.406	25.793	1'37.345	228,4	14:23'19.133
6	21.008	26.763	24.461	26.344	1'38.576	229,9	14:24'57.709
7	20.683	26.639	24.612	26.299	1'38.233	228,9	14:26'35.942
8	21.053	26.846	25.168	26.260	1'39.327	223,7	14:28'15.269
9	20.680	26.497	24.383	25.726	1'37.286	230,4	14:29'52.555
10	21.063	27.587	25.744	27.223	1'41.617	220,5	14:31'34.172
11	23.139	27.914	31.710	33.001	1'55.764CP	226,5	14:33'29.936
12	5'47.773	27.745	25.559	26.618	7'07.695P	222,3	14:40'37.631
13	20.839	26.725	24.867	26.257	1'38.688	225,6	14:42'16.319
14	20.762	26.854	24.667	25.923	1'38.206	228,9	14:43'54.525
15	21.704	27.263	24.949	30.635	1'44.551P	227,0	14:45'39.076

24° 17 K. ARMSTRONG (1'37.339)							
Lap	Seg.1	Seg.2	Seg.3	Seg.4	Lap Time	km/h	Local Time
1		29.290	27.152	28.162		220,9	14:17'04.358
2	21.852	27.520	25.678	25.686	1'40.736	219,6	14:18'45.094
3	21.522	26.831	24.994	25.597	1'38.944	222,3	14:20'24.038
4	21.502	26.980	24.704	25.714	1'38.900	223,2	14:22'02.938
5	21.440	27.170	24.346	25.764	1'38.720	225,6	14:23'41.658
6	21.519	26.913	24.534	25.504	1'38.470	221,4	14:25'20.128
7	21.180	26.891	24.602	25.584	1'38.257	223,7	14:26'58.385
8	21.364	27.779	25.769	32.683	1'47.595P	216,1	14:28'45.980
9	4'35.651	27.413	24.836	25.844	5'53.744P	223,2	14:34'39.724
10	21.238	26.801	24.617	25.445	1'38.101	223,7	14:36'17.825
11	21.153	27.051	24.637	25.595	1'38.436	223,2	14:37'56.261
12	21.104	26.961	24.533	25.442	1'38.040	224,2	14:39'34.301
13	21.177	26.931	24.684	25.638	1'38.430	219,6	14:41'12.731
14	21.167	26.582	24.752	25.593	1'38.094	220,0	14:42'50.825
15	21.053	26.771	24.310	25.402	1'37.536	225,6	14:44'28.361
16	20.835	26.554	24.445	25.505	1'37.339	224,2	14:46'05.700

25° 41 L. LEATHERLAND (1'37.580)							
Lap	Seg.1	Seg.2	Seg.3	Seg.4	Lap Time	km/h	Local Time
1		29.135	25.653	26.534		224,2	14:16'49.941
2	21.504	26.815	25.131	26.302	1'39.752	227,5	14:18'29.693
3	21.127	27.302	24.763	26.374	1'39.566	228,9	14:20'09.259
4	21.062	26.695	24.798	26.040	1'38.595	231,9	14:21'47.854
5	21.020	27.137	24.953	25.553	1'38.668	228,9	14:23'26.517
6	21.098	26.554	24.483	25.445	1'37.580	231,4	14:25'04.097
7	20.874	26.405	24.866	25.993	1'38.138	230,9	14:26'42.235
8	21.225	27.654	25.332	30.919	1'45.130P	229,9	14:28'27.365
9	4'06.855	27.735	25.703	26.976	5'27.269P	227,0	14:33'54.634
10	21.135	27.308	24.957	25.656	1'39.056	228,4	14:35'33.690
11	21.019	26.941	25.103	26.031	1'39.094	229,4	14:37'12.784
12	21.118	26.838	25.127	25.963	1'39.046	226,5	14:38'51.830
13	21.352	26.568	24.888	26.063	1'38.871	229,9	14:40'30.701
14	21.272	26.810	25.322	25.494	1'38.898	227,5	14:42'09.599
15	20.985	26.477	24.759	26.060	1'38.281	229,4	14:43'47.880
16	21.180	27.209	25.244	31.006	1'44.639P	228,9	14:45'32.519

26° 71 N. DRURY (1'38.302)							
Lap	Seg.1	Seg.2	Seg.3	Seg.4	Lap Time	km/h	Local Time
1		28.791	26.210	27.278		216,9	14:16'48.430
2	21.314	27.150	25.285	25.949	1'39.698	220,5	14:18'28.128
3	21.383	27.183	25.170	26.349	1'40.085	222,8	14:20'08.213
4	21.121	27.078	24.905	25.979	1'39.083	223,2	14:21'47.296
5	21.269	27.382	25.254	32.587	1'46.492P	219,1	14:23'33.788
6	2'15.691	27.772	25.320	26.427	3'35.210P	221,4	14:27'08.998
7	22.118	27.476	25.015	26.049	1'40.658	221,4	14:28'49.656
8	21.259	27.196	24.780	25.963	1'39.198	222,8	14:30'28.854
9	21.417	26.748	24.747	25.607	1'38.519	222,8	14:32'07.373
10	21.296	26.754	24.697	26.243	1'38.990	224,6	14:33'46.363
11	21.414	27.104	24.841	25.681	1'39.040	220,9	14:35'25.403
12	21.547	27.122	25.264	33.664	1'47.597P	220,9	14:37'13.000
13	2'44.408	28.114	25.113	26.199	4'03.834P	225,1	14:41'16.834
14	21.284	26.965	24.891	26.262	1'39.402	223,2	14:42'56.236
15	21.253	26.861	24.653	25.535	1'38.302	223,2	14:44'34.538
16	21.183	26.735	24.784	31.836	1'44.538P	221,4	14:46'19.076

27° 38 M. OWENS (1'39.260)							
Lap	Seg.1	Seg.2	Seg.3	Seg.4	Lap Time	km/h	Local Time
1		28.855	27.032	26.996		209,8	14:17'06.525
2	21.539	27.382	25.539	26.652	1'41.112	225,1	14:18'47.637
3	21.310	27.827	34.193	26.951	1'50.281	226,5	14:20'37.918
4	21.417	27.278	25.187	26.220	1'40.102	226,0	14:22'18.020



Donington Park 4.023 m

Prosecco DOC UK Round, 2-4 July 2021

Analysis Free Practice 2nd Session

5 / 6

5	21.181	34.310	25.096	26.402	1'46.989	226,0	14:24'05.009	3	21.631	27.592	25.202	26.629	1'41.054	227,9	14:20'18.227
6	21.206	27.027	25.090	25.937	1'39.260	226,5	14:25'44.269	4	21.866	27.481	26.825	27.216	1'43.388C	225,6	14:22'01.615
7	21.385	27.247	25.172	34.479	1'48.283P	225,1	14:27'32.552	5	21.785	27.229	24.834	26.544	1'40.392	227,0	14:23'42.007
8	3'46.732	27.499	25.433	26.293	5'05.957P	224,2	14:32'38.509	6	21.422	27.265	24.861	26.183	1'39.731	226,5	14:25'21.738
9	21.783	27.561	25.570	26.469	1'41.383	225,1	14:34'19.892	7	21.385	27.332	25.187	26.579	1'40.483	220,5	14:27'02.221
10	21.345	26.970	28.421	26.683	1'43.419C	224,6	14:36'03.311	8	22.287	27.915	25.952	26.513	1'42.667	219,6	14:28'44.888
11	21.152	26.917	29.541	28.901	1'46.511C	226,5	14:37'49.822	9	21.710	27.434	25.487	26.518	1'41.149	222,3	14:30'26.037
12	21.356	27.093	25.114	26.140	1'39.703	225,1	14:39'29.525	10	21.570	27.211	25.174	26.434	1'40.389	222,8	14:32'06.426
13	21.177	26.906	24.939	26.492	1'39.514	227,0	14:41'09.039	11	21.727	26.943	24.960	26.160	1'39.790	225,6	14:33'46.216
14	27.957	27.551	25.160	33.018	1'53.686P	225,1	14:43'02.725	12	21.846	27.148	24.904	26.169	1'40.067	224,2	14:35'26.283

28° 51 K. BARRINGTON (1'39.403)

Lap	Seg.1	Seg.2	Seg.3	Seg.4	Lap Time	km/h	Local Time
1		30.220	30.930	35.432		175,3	14:17'22.497
2	1'48.799	30.046	25.200	26.874	3'10.919P	225,6	14:20'33.416
3	21.729	27.430	25.078	26.625	1'40.862	225,1	14:22'14.278
4	21.821	27.088	25.092	26.820	1'40.821	228,4	14:23'55.099
5	21.631	27.304	25.055	26.655	1'40.645	226,0	14:25'35.744
6	21.863	27.408	24.970	26.407	1'40.648	225,1	14:27'16.392
7	21.671	27.343	25.038	26.318	1'40.370	223,7	14:28'56.762
8	21.470	27.273	24.878	26.196	1'39.817	225,1	14:30'36.579
9	22.343	28.570	26.174	33.196	1'50.283P	216,1	14:32'26.862
10	2'44.795	27.816	25.570	32.862	4'11.043P	224,6	14:36'37.905
11	2'09.873	27.289	24.970	26.195	3'28.327P	223,2	14:40'06.232
12	21.441	26.840	24.812	26.310	1'39.403	224,6	14:41'45.635
13	22.655	28.017	26.058	31.436	1'48.166P	220,0	14:43'33.801
14	1'37.279	27.405	25.102	26.600	2'56.386P	224,2	14:46'30.187

29° 69 K. COYNE (1'39.468)

Lap	Seg.1	Seg.2	Seg.3	Seg.4	Lap Time	km/h	Local Time
1		29.231	59.458	28.468		221,4	14:17'26.853
2	21.762	27.737	25.911	26.090	1'41.500	210,6	14:19'08.353
3	21.459	27.303	25.387	26.000	1'40.149	217,4	14:20'48.502
4	21.573	27.732	25.441	26.078	1'40.824	221,9	14:22'29.326
5	21.581	27.509	25.058	25.898	1'40.046	223,2	14:24'09.372
6	21.823	27.408	24.955	26.237	1'40.423	220,5	14:25'49.795
7	21.396	27.519	25.160	31.101	1'45.176P	220,5	14:27'34.971
8	4'45.791	28.044	25.598	26.316	6'05.749P	216,9	14:33'40.720
9	21.309	27.259	26.672	26.195	1'41.435	220,5	14:35'22.155
10	21.115	27.445	25.552	26.004	1'40.116	221,4	14:37'02.271
11	22.473	27.366	25.169	26.080	1'41.088	222,3	14:38'43.359
12	21.326	27.650	24.839	25.653	1'39.468	223,7	14:40'22.827
13	21.538	27.888	25.297	26.782	1'41.505	220,0	14:42'04.332
14	21.279	27.604	25.383	28.883	1'43.149	221,9	14:43'47.481
15	21.853	27.726	28.915	32.392	1'50.886CP	225,1	14:45'38.367

30° 25 L. JONES (1'39.713)

Lap	Seg.1	Seg.2	Seg.3	Seg.4	Lap Time	km/h	Local Time
1		29.697	26.382	27.834		220,0	14:16'51.762
2	21.835	27.812	25.827	26.504	1'41.978	222,3	14:18'33.740
3	21.592	27.324	25.237	26.578	1'40.731	220,9	14:20'14.471
4	21.390	27.047	25.159	26.539	1'40.135	216,1	14:21'54.606
5	21.607	26.982	25.041	26.424	1'40.054	215,6	14:23'34.660
6	21.827	26.966	25.381	33.176	1'47.350P	210,6	14:25'22.010
7	5'29.326	27.556	24.843	26.294	6'48.019P	226,0	14:32'10.029
8	21.924	28.152	25.465	26.418	1'41.959	214,8	14:33'51.988
9	21.600	27.036	25.069	26.008	1'39.713	213,5	14:35'31.701
10	21.761	28.251	25.778	34.497	1'50.287P	208,1	14:37'21.988

31° 4 A. SMYTH (1'39.731)

Lap	Seg.1	Seg.2	Seg.3	Seg.4	Lap Time	km/h	Local Time
1		29.542	26.414	27.914		222,3	14:16'54.500
2	22.110	28.032	25.727	26.804	1'42.673	222,8	14:18'37.173

02/07/2021 P = Pits In/Out - C = Lap Time Cancelled

32° 88 H. LEIGH (1'40.180)

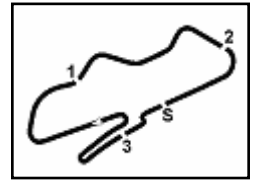
Lap	Seg.1	Seg.2	Seg.3	Seg.4	Lap Time	km/h	Local Time
1		29.931	28.320	27.961		220,0	14:17'03.229
2	21.923	28.317	26.090	26.616	1'42.946	216,5	14:18'46.175
3	21.744	32.363	25.461	26.599	1'46.167	225,6	14:20'32.342
4	21.609	27.648	25.292	27.080	1'41.629	225,6	14:22'13.971
5	21.483	27.451	25.173	26.524	1'40.631	227,5	14:23'54.602
6	21.486	27.536	25.211	26.586	1'40.819	231,4	14:25'35.421
7	22.483	27.932	25.320	26.466	1'42.201	225,1	14:27'17.622
8	21.402	27.214	25.192	26.372	1'40.180	226,0	14:28'57.802
9	21.427	27.464	25.341	26.287	1'40.519	226,0	14:30'38.321
10	21.239	28.150	25.229	26.452	1'41.070	227,9	14:32'19.391
11	21.410	27.211	25.315	26.456	1'40.392	227,5	14:33'59.783
12	21.377	27.742	25.151	26.468	1'40.738	231,4	14:35'40.521
13	21.334	27.672	25.363	26.417	1'40.786	227,5	14:37'21.307
14	21.282	27.665	25.506	26.490	1'40.943	226,5	14:39'02.250
15	21.319	28.617	29.567	36.820	1'56.323CP	208,1	14:40'58.573
16	1'56.211	28.921	27.253	28.206	3'20.591CP	223,7	14:44'19.164
17	21.432	27.482	25.466	26.412	1'40.792	221,4	14:45'59.956

33° 87 J. HOPPER (1'40.817)

Lap	Seg.1	Seg.2	Seg.3	Seg.4	Lap Time	km/h	Local Time
1		29.400	26.360	27.338		221,9	14:16'55.856
2	21.906	27.977	26.107	27.451	1'43.441	224,6	14:18'39.297
3	21.794	27.910	25.638	26.610	1'41.952	222,3	14:20'21.249
4	21.871	27.472	25.486	26.411	1'41.240	222,8	14:22'02.489
5	21.735	27.733	25.165	26.359	1'40.992	225,6	14:23'43.481
6	21.413	27.663	25.420	26.321	1'40.817	222,3	14:25'24.298
7	21.623	28.147	25.724	37.578	1'53.072P	223,7	14:27'17.370
8	5'29.004	28.941	26.509	26.643	6'51.097P	216,9	14:34'08.467
9	21.730	28.035	25.443	26.168	1'41.376	224,6	14:35'49.843
10	21.600	27.653	25.678	35.284	1'50.215P	221,4	14:37'40.058
11	6'55.200	28.451	25.616	26.481	8'15.748P	222,3	14:45'55.806

34° 63 J. COWARD (1'40.881)

Lap	Seg.1	Seg.2	Seg.3	Seg.4	Lap Time	km/h	Local Time
1		28.593	26.869	27.620		221,4	14:16'55.065
2	22.001	27.818	25.696	26.753	1'42.268	220,5	14:18'37.333
3	22.445	27.477	25.257	26.665	1'41.844	220,0	14:20'19.177
4	21.735	27.680	25.234	26.437	1'41.086	220,5	14:22'00.263
5	21.809	27.557	25.195	26.493	1'41.054	217,8	14:23'41.317
6	21.689	27.996	25.064	26.461	1'41.210	222,3	14:25'22.527
7	21.835	27.383	25.762	31.798	1'46.778P	216,5	14:27'09.305
8	5'23.560	28.657	28.541	27.839	6'48.597CP	219,1	14:33'57.902
9	22.055	27.850	25.323	26.712	1'41.940	218,7	14:35'39.842
10	21.686	27.738	27.719	27.778	1'44.921C	219,1	14:37'24.763



Prosecco DOC UK Round, 2-4 July 2021

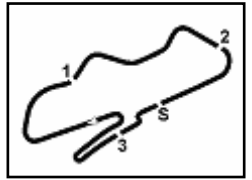
Analysis Free Practice 2nd Session

11	21.811	27.922	26.567	26.286	1'42.586	216,9	14:39'07.349
12	22.130	27.478	25.235	26.262	1'41.105	220,9	14:40'48.454
13	21.515	27.642	25.202	26.522	1'40.881	218,3	14:42'29.335
14	22.055	27.489	25.110	26.588	1'41.242	221,9	14:44'10.577
15	21.803	27.322	25.337	26.459	1'40.921	218,3	14:45'51.498

35° 13 J. CAMPBELL (1'41.397)							
Lap	Seg.1	Seg.2	Seg.3	Seg.4	Lap Time	km/h	Local Time
1		29.018	27.620	28.124		217,8	14:17'04.074
2	22.004	28.131	25.723	26.841	1'42.699	224,6	14:18'46.773
3	21.908	27.916	25.898	26.590	1'42.312	219,1	14:20'29.085
4	22.140	27.640	25.933	26.735	1'42.448	218,3	14:22'11.533
5	22.037	27.672	25.835	26.655	1'42.199	220,9	14:23'53.732
6	22.068	27.298	25.392	28.338	1'43.096	220,5	14:25'36.828
7	21.860	27.551	25.580	34.457	1'49.448P	223,7	14:27'26.276
8	1'26.469	29.301	26.628	27.679	2'50.077P	216,1	14:30'16.353
9	22.180	27.556	26.352	26.984	1'43.072	218,3	14:31'59.425
10	22.280	27.561	25.704	26.559	1'42.104	220,9	14:33'41.529
11	21.929	27.462	25.651	26.444	1'41.486	219,1	14:35'23.015
12	21.691	27.505	25.521	26.861	1'41.578	220,9	14:37'04.593
13	22.084	27.751	25.757	27.644	1'43.236	220,5	14:38'47.829
14	21.947	27.490	25.571	26.389	1'41.397	222,3	14:40'29.226
15	21.911	27.650	25.959	26.936	1'42.456	222,8	14:42'11.682
16	21.890	27.767	25.472	27.171	1'42.300	222,3	14:43'53.982
17	22.060	28.186	25.872	34.902	1'51.020P	222,8	14:45'45.002

36° 23 A. CAIRNS (1'53.226)							
Lap	Seg.1	Seg.2	Seg.3	Seg.4	Lap Time	km/h	Local Time
1		33.510	34.169	34.138		167,4	14:17'26.672
2	24.318	30.935	29.159	30.606	1'55.018	191,9	14:19'21.690
3	23.748	30.335	28.222	30.921	1'53.226	206,9	14:21'14.916
4	23.410	30.203	27.932	32.036	1'53.581	211,0	14:23'08.497
5	23.949	30.189	28.106	36.211	1'58.455P	205,8	14:25'06.952
6	1'45.528	30.782	29.031	30.935	3'16.276P	201,2	14:28'23.228
7	23.157	30.279	28.091	35.679	1'57.206P	210,6	14:30'20.434

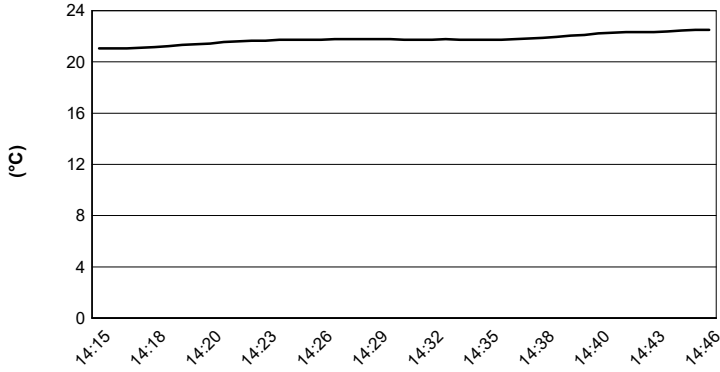
37° 37 J. BULL							
Lap	Seg.1	Seg.2	Seg.3	Seg.4	Lap Time	km/h	Local Time
1		28.992	37.687	1'02.320		145,9	14:17'51.849



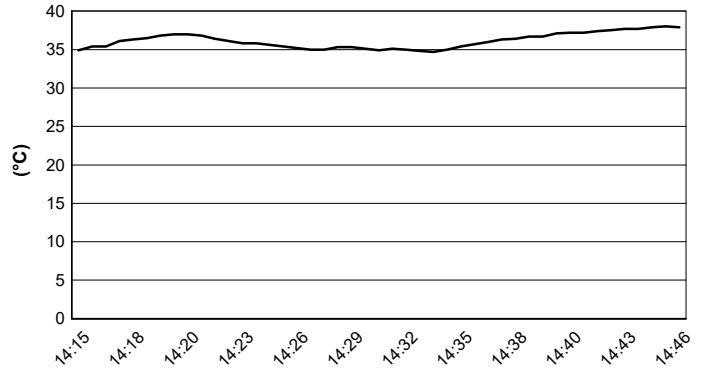
Donington Park 4.023 m

Prosecco DOC UK Round, 2-4 July 2021
Weather Report Free Practice 2nd Session
 Session started 14:15 - Session ended 14:46


Air Temperature



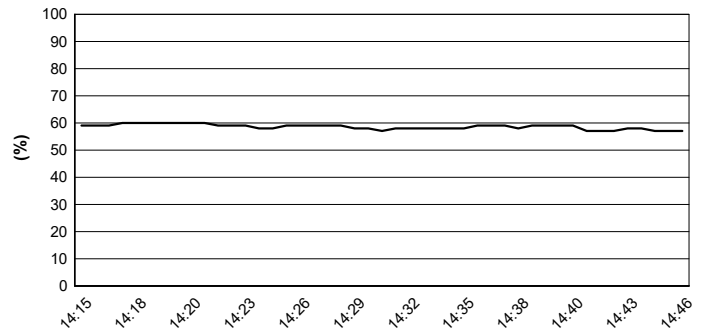
Track Temperature



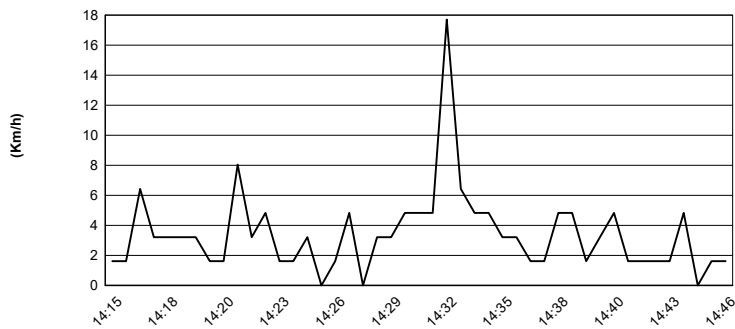
Air Pressure



Humidity



Wind Speed



Wind Direction

