

5900 m.

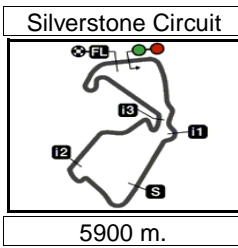
MotoGP British Grand Prix

Qualifying Practice

Top Speed & Average

7

Rider	Nation	Motorcycle	Top 5 speeds					Average	Top
57 Johnny GARNES	GBR	HONDA	214.7	214.2	210.1	208.4	207.2	210.9	214.7
84 Matthew RUISBROEK	GBR	HONDA	213.4	206.8	205.7	204.5	204.1	206.9	213.4
64 Clayton EDMUNDS	GBR	HONDA	212.5	209.7	209.3	208.8	207.2	209.5	212.5
53 Kiyano VEIJER	NED	HONDA	212.1	207.6	206.5	206.1	199.6	206.4	212.1
9 Bailey STUART-CAMPBELL	GBR	HONDA	211.3	208.4	206.5	204.5	204.5	207.0	211.3
29 Lucas BROWN	GBR	HONDA	210.5	208.4	206.1	205.7	203.0	206.7	210.5
48 Ollie WALKER	GBR	HONDA	210.5	209.7	208.4	207.6	206.1	208.5	210.5
61 Harrison MACKAY	GBR	HONDA	210.1	203.7	203.7	203.0	202.6	204.6	210.1
40 Julian CORREA	USA	HONDA	209.7	208.4	205.3	204.1	203.3	206.2	209.7
4 Sullivan MOUNSEY	GBR	HONDA	208.0	207.2	206.8	204.9	204.1	206.2	208.0
44 Lucas HILL	GBR	HONDA	208.0	199.6	198.8	197.4	197.0	200.2	208.0
2 Josh BANNISTER	GBR	HONDA	207.6	202.6	200.0	198.1	196.7	201.0	207.6
52 Evan BELFORD	GBR	HONDA	207.6	207.6	206.8	206.8	205.7	206.7	207.6
65 Alexander ROWAN	GBR	HONDA	207.6	206.5	206.1	204.1	204.1	205.7	207.6
76 Charlie HUNTINGFORD	GBR	HONDA	207.2	206.8	205.7	204.5	203.7	205.6	207.2
99 Peter WILLIS	GBR	HONDA	207.2	204.9	204.5	204.5	203.0	204.1	207.2
27 Ted WILKINSON	GBR	HONDA	206.8	204.5	204.1	203.3	202.6	204.3	206.8
43 Ryan HITCHCOCK	GBR	HONDA	206.8	206.5	204.5	200.7	200.3	203.8	206.8
23 Rhys STEPHENSON	GBR	HONDA	206.5	204.5	203.7	203.3	202.2	204.0	206.5
90 Kalvin KELLY	GBR	HONDA	206.5	204.5	204.1	204.1	201.4	203.7	206.5
55 Harrison DESOY	GBR	HONDA	205.7	205.3	202.2	201.8	201.4	203.3	205.7
21 Troy JEFFREY	GBR	HONDA	205.3	204.9	203.7	199.6	198.8	202.5	205.3
75 Filip SUROWIAK	POL	HONDA	205.3	204.9	204.9	203.0	200.3	203.7	205.3
79 Harley MCCABE	GBR	HONDA	205.3	204.9	204.9	204.5	204.5	204.8	205.3
74 Carter BROWN	GBR	HONDA	204.5	203.3	202.6	202.6	202.6	203.1	204.5
5 Mason JOHNSON	GBR	HONDA	203.3	201.4	198.5	198.1	198.1	199.2	203.3
15 Harrison CROSBY	GBR	HONDA	203.0	202.6	200.7	198.1	189.1	198.7	203.0
71 Daniel GOODMAN	GBR	HONDA	202.6	202.2	201.1	201.1	200.3	201.5	202.6
33 Elijah BANISH	USA	HONDA	201.8	200.0	197.4	196.0	195.2	198.1	201.8
51 Holly HARRIS	GBR	HONDA	201.1	199.6	197.4	197.0	196.7	198.1	201.1
28 Alfie DAVIDSON	GBR	HONDA	200.0	199.6	198.8	198.5	198.1	198.9	200.0
70 Oilly HORNER	GBR	HONDA	197.4	197.0	196.7	196.0	196.0	196.6	197.4



MotoGP British Grand Prix
Qualifying Practice

Chronological Analysis of Performances

8

* Lap / Sector time cancelled **T1** Time from finish line to 1st intermediate **T3** Time from 2nd intermed. to 3rd intermed.
P Crossing the finish line in pit lane **T2** Time from 1st intermed. to 2nd intermed. **T4** Time from 3rd intermediate to finish line

Lap	Lap Time	T1	T2	T3	T4	Speed	Lap	Lap Time	T1	T2	T3	T4	Speed		
1st	57	Johnny GARNESSE MLav Visiontrack Aca GBR						1	2'37.770 *	22.966	47.706*	37.232	37.377	201.8	
							2	2'22.990 *	27.894	46.176*	32.254*	36.666	210.5		
							3	2'22.446 *	27.545	46.297*	31.850*	36.754	208.4		
1	2'32.812 *	23.084	46.499*	32.312	36.202	214.7	4	2'21.500	27.624	45.932	31.523	36.421	206.1		
2	2'21.186	28.230	45.571	31.237	36.148	214.2	5	2'22.476	27.750	46.240	31.928	36.558	205.7		
3	2'19.442	27.314	44.483	31.146	36.499	210.1	6	2'28.777 P	27.858	46.052	32.144	42.723	203.0		
4	2'20.378 *	27.302	45.171*	31.482	36.423	203.3	7	2'43.514	21.413	46.715	31.907	37.489	197.4		
5	2'20.608	27.340	45.420	31.520	36.328	206.1	8	2'22.858	27.655	46.307	31.884	37.012	198.1		
6	2'20.815	27.296	45.516	31.528	36.475	206.5	9	2'26.845	27.660	49.676	32.569	36.940	197.8		
7	2'19.951	27.343	45.208	31.291	36.109	206.5	10	2'25.584	28.591	47.886	32.298	36.809	197.4		
8	2'19.500	27.374	45.198	31.165	35.763	204.9	11	2'22.857	27.995	46.274	31.857	36.731	198.5		
9	2'19.996 *	27.316	44.877*	31.343*	36.460	207.2	12	2'22.782	27.943	46.281	31.752	36.806	198.5		
10	2'26.464 *	27.225	50.048*	32.559	36.632*	181.5	13	2'22.867	27.636	46.288	31.992	36.951	200.0		
11	2'20.185	27.327	45.513	31.553	35.792	206.8									
12	2'19.325	27.088	45.151	31.068	36.018	208.4									
13	2'19.980	26.943	45.428	31.079	36.530	201.4									
2nd	52	Evan BELFORD City Lifting by RS Raci GBR						5th	15	Harrison CROSBY Banks Racing GBR					
1	3'58.319	22.477	47.731	33.522	37.510	201.8	1	3'44.403	21.728	46.802	32.195	36.845	202.6		
2	2'24.463	28.045	47.189	32.440	36.789	206.8	2	2'22.200	27.913	45.920	31.592	36.775	200.7		
3	2'23.214	27.631	46.268	32.343	36.972	206.8	3	2'21.561	27.503	45.645	31.598	36.815	203.0		
4	2'24.611	28.201	47.189	32.386	36.835	203.0	4	2'25.949 *	27.471	48.433*	32.462	37.583	198.1		
5	2'23.477	27.964	46.507	32.113	36.893	205.7	5	2'34.818 P	28.644	47.376*	32.509	46.289	189.1		
6	2'35.636 P	27.961	46.878	34.159	46.638	207.6	6	3'01.768	20.804	48.245	32.403	40.762	187.8		
7	7'26.986	21.691	47.944	33.413	37.665	202.2	unfinished	27.582							
8	2'23.069	28.499	45.971	31.992	36.607	205.7									
9	2'21.550	27.511	45.963	31.800	36.276	203.7									
10	2'20.977	27.333	45.633	31.480	36.531	207.6									
3rd	74	Carter BROWN MLav Visiontrack Aca GBR						6th	4	Sullivan MOUNSEY Wilson Racing/J&S Ac GBR					
1	3'44.864 *	22.005	46.637*	32.126	37.049	202.6	1	3'45.023 *	21.788	46.646*	32.193	36.881	204.1		
2	2'21.771	27.928	45.611	31.550	36.682	204.5	2	2'21.934	28.151	45.562	31.566	36.655	203.0		
3	2'22.129	27.996	45.740	31.455	36.938	203.3	3	2'22.023	27.904	45.728	31.652	36.739	202.6		
4	2'21.835	27.495	46.244	31.392	36.704	202.6	4	2'22.123	27.619	46.339	31.683	36.482	203.0		
5	2'38.308 P	29.124	49.611	35.148	44.425	187.8	5	2'39.021 P	29.102	50.434*	32.491	46.994	180.3		
6	3'02.708	20.651	47.863	32.145	42.115	190.1	6	3'01.954	20.141	48.105	32.329	41.869	191.1		
7	2'22.274	27.525	46.226	31.505	37.018	201.1	7	2'21.994	27.632	45.953	31.756	36.653	201.8		
8	2'21.187 *	27.707	45.698*	31.367*	36.415	200.3	8	2'21.363 *	27.802	45.638*	31.564*	36.359	206.8		
9	2'22.091	27.647	45.903	31.712	36.829	201.1	9	2'21.796	27.569	45.857	31.741	36.629	204.9		
10	2'20.990	27.536	45.576	31.291	36.587	201.8	10	2'22.921	28.183	45.982	31.868	36.888	207.2		
11	2'21.619	27.689	45.751	31.336	36.843	200.7	11	2'21.377 *	27.641	45.674*	31.773	36.289	200.7		
12	2'21.065	27.630	45.891	31.200	36.344	202.6	12	2'20.830 *	27.357	45.517*	31.479*	36.477	208.0		
4th	29	Lucas BROWN Amphibian Scaffolding GBR						7th	79	Harley MCCABE MLav Visiontrack Aca GBR					
1	2'28.235	21.633	47.690	32.622	37.040	204.9	1	2'28.235	21.633	47.690	32.622	37.040	204.9		
2	2'23.556	28.082	46.738	32.037	36.699	203.3	2	2'23.556	28.082	46.738	32.037	36.699	203.3		
3	2'22.132	27.973	45.954	31.668	36.537	204.5	3	2'22.132	27.973	45.954	31.668	36.537	204.5		
4	2'22.042	27.570	45.830	31.828	36.814	204.5	4	2'22.042	27.570	45.830	31.828	36.814	204.5		
5	2'21.905	27.524	46.039	31.659	36.683	201.4	5	2'21.905	27.524	46.039	31.659	36.683	201.4		

Fastest Lap: Holly HARRIS FHO Racing GBR **2'19.325** 27.088 45.151 31.068 36.018

DORNA DATA PROCESSING TIMING SERVICE DORNA DATA PROCESSING TIMING SERVICE DORNA DATA PROCESSING TIMING SERVICE DORNA DATA PROCESSING TIMING SERVICE DORNA DATA PROCESSING TIMING SERVICE DORNA DATA PROCESSING TIMING SERVICE DORNA DATA PROCESSING TIMING SERVICE DORNA DATA PROCCESSS



Qualifying Practice

BTC

Lap	Lap Time	T1	T2	T3	T4	Speed	Lap	Lap Time	T1	T2	T3	T4	Speed
6	2'22.690	28.012	46.068	31.892	36.718	203.3	10	2'25.877 *	27.939	47.732	33.327	36.879*	198.5
7	2'22.120	27.636	46.001	31.777	36.706	203.0	11	2'40.204 P	28.162	50.981*	35.121	45.940	194.9
8	2'32.061 P	27.738	46.180	31.943	46.200	204.9	12	2'49.005	21.784	48.832	33.418	37.223	198.1
9	4'36.269	22.331	47.712	33.519	37.489	202.6	13	2'24.720 *	27.551	47.450*	32.690	37.029	200.0
10	2'24.326	28.341	46.648	32.294	37.043	205.3							
11	2'35.883 P	28.102	46.534	32.553	48.694	204.1							

12th **64** **Clayton EDMUNDS** MJL Racing GBR

8th **84** **Matthew RUISBROE** Microlise Cresswell R GBR

1	2'36.714	22.916	50.080	33.847	36.818	201.8
2	2'23.259 *	28.022	46.420*	32.241*	36.576	203.3
3	2'21.926	27.851	45.699	31.952	36.424	213.4
4	2'22.338	27.722	46.161	31.904	36.551	205.7
5	2'39.234 P	28.034	46.656	34.624	49.920	204.5
6	4'08.981	21.818	53.110	32.395	41.685	149.5
7	2'23.058	27.673	46.358	32.190	36.837	204.1
8	2'24.511 *	28.031	46.969*	32.141	37.370	206.8
9	2'23.919 *	27.945	46.585*	32.234	37.155	202.6
10	2'24.649	28.588	46.910	32.032	37.119	200.0
11	2'31.088	28.202	46.659	37.521	38.706	202.6
12	2'36.820 P	28.206	46.884	32.909	48.821	202.2

1	2'32.541	22.713	48.025	32.504	37.077	207.2
2	2'25.202	29.200	46.785	32.474	36.743	212.5
3	2'23.414	28.149	46.334	32.308	36.623	209.7
4	2'22.565	27.828	46.437	31.986	36.314	206.5
5	2'23.470	28.130	46.498	32.397	36.445	206.1
6	2'22.106	27.651	46.141	31.989	36.325	209.3
7	2'22.185	27.704	46.241	31.802	36.438	205.3
8	2'37.114 P	27.835	46.043	36.595	46.641	208.8
9	3'17.917	22.192	46.850	32.007	36.573	204.9
10	2'23.116	28.130	46.271	32.367	36.348	206.8
11	2'23.626	28.096	46.557	32.333	36.640	203.3
12	2'23.803	28.158	46.725	32.106	36.814	204.5
13	2'22.966	28.051	46.199	32.123	36.593	205.3

9th **23** **Rhys STEPHENSON** Rocket Racing GBR

1	3'33.224	23.419	48.793	32.951	37.917	196.3
2	2'24.443	28.404	46.219	32.098	37.722	200.7
3	2'24.277	28.376	46.092	32.036	37.773	204.5
4	2'23.883	28.222	46.238	31.836	37.587	201.8
5	2'23.892	27.830	45.952	31.696	38.414	201.8
6	2'22.913	27.924	45.812	31.775	37.402	200.0
7	2'30.499 P	27.914	46.398	32.260	43.927	198.8
8	3'52.783	22.222	46.569	31.870	37.202	198.5
9	2'22.794	27.728	45.982	31.891	37.193	206.5
10	2'22.758	27.938	45.842	31.771	37.207	202.2
11	2'22.517	27.716	46.000	31.705	37.096	203.3
12	2'22.000	27.591	45.876	31.455	37.078	203.7

13th **9** **Bailey STUART-CA** Team 151s-Lextek GBR

1	2'39.810	23.700	50.413	33.893	37.823	203.7
2	2'26.141	28.327	47.229	33.195	37.390	211.3
3	2'24.371	28.244	46.829	32.114	37.184	202.6
4	2'23.708	28.080	46.716	32.000	36.912	204.5
5	2'25.124	28.156	46.745	32.782	37.441	201.1
6	2'23.442	28.087	46.383	32.027	36.945	204.5
7	2'22.844	27.554	46.242	31.872	37.176	208.4
8	2'25.417	28.657	47.134	32.218	37.408	198.8
9	2'24.156	28.110	46.564	32.148	37.334	198.8
10	2'37.881 P	28.120	46.499	32.088	51.174	206.5
11	3'08.813	21.895	47.304	34.254	39.362	196.7
12	2'22.517	27.916	46.028	31.633	36.940	201.8

10th **53** **Kiyano VEIJER** Microlise Cresswell R NED

1	2'36.961 *	22.153	47.192*	33.172	36.745	207.6
2	2'22.279	28.013	46.303	31.665	36.298	206.1
3	2'22.200	28.078	46.053	31.672	36.397	212.1
4	2'22.016	27.724	45.999	31.719	36.574	206.5
	unfinished	27.875	47.053	34.654		199.6

14th **40** **Julian CORREA** Microlise Cresswell R USA

1	2'32.113	22.781	47.902	33.136	37.207	203.0
2	2'25.405	28.730	47.176	32.486	37.013	209.7
3	2'22.960	27.877	46.169	32.023	36.891	208.4
4	2'23.573	27.696	46.727	32.143	37.007	200.3
5	2'23.530	28.017	46.395	32.044	37.074	201.1
6	2'23.885	28.742	46.087	32.272	36.784	205.3
7	2'22.715	27.742	46.307	31.981	36.685	201.4
8	2'22.386 *	27.561	46.175*	31.945*	36.705	204.1
9	2'22.554	27.632	46.129	31.950	36.843	201.1
10	2'23.041	27.691	46.171	32.223	36.956	202.6
11	2'43.403 P	27.862	51.143	35.735	48.663	180.3
12	2'45.454 *	20.109	46.524*	32.358	37.325	203.3
13	2'23.466	27.711	46.435	32.147	37.173	201.4

11th **55** **Harrison DESSOY** Microlise Cresswell R GBR

1	2'31.761	22.452	47.688	33.153	37.502	200.7
2	2'24.622 *	28.804	46.872*	32.057	36.889	202.2
3	2'23.802 *	28.199	46.639*	31.999*	36.965	201.8
4	2'23.446	28.187	46.281	31.929	37.049	205.3
5	2'22.851	27.939	46.265	31.958	36.689	201.4
6	2'22.760	28.002	46.329	31.778	36.651	201.1
7	2'22.649 *	27.919	46.607	31.730	36.393*	201.1
8	2'22.072	27.610	46.101	31.802	36.559	205.7
9	2'22.483	27.917	46.252	31.688	36.626	198.5

15th **48** **Ollie WALKER** SP125 GBR

1	2'32.477	23.053	47.449	33.034	37.364	201.8
2	2'25.184	29.033	46.658	32.518	36.975	210.5

Fastest Lap: Holly HARRIS	FHO Racing	GBR	2'19.325	27.088	45.151	31.068	36.018
----------------------------------	------------	-----	-----------------	--------	--------	--------	--------

DORNA DATA PROCESSING TIMING SERVICE DORNA DATA PROCESSING TIMING SERVICE DORNA DATA PROCESSING TIMING SERVICE DORNA DATA PROCESSING TIMING SERVICE DORNA DATA PROCESSING TIMING SERVICE DORNA DATA PROCESSING TIMING SERVICE DORNA DATA PROCESSING TIMING SERVICE DORNA DATA PROCESSES



Qualifying Practice

BTC

Lap	Lap Time	T1	T2	T3	T4	Speed	Lap	Lap Time	T1	T2	T3	T4	Speed
3	2'24.154 *	27.943	46.863*	32.270*	37.078	209.7	19th	61	Harrison MACKAY	Wilson Racing/Super			GBR
4	2'22.807	27.972	46.138	31.976	36.721	207.6	1	2'40.353 *	22.617	48.530*	34.066	38.012	203.7
5	2'23.353	27.956	46.514	32.138	36.745	208.4	2	2'36.439 P	29.938	47.113	32.597	46.791	210.1
6	2'23.670	27.847	46.511	32.502	36.810	203.7	3	3'07.859	20.875	47.414	32.405	37.754	202.6
7	2'22.675	27.806	46.407	31.923	36.539	204.9	4	2'25.658	28.580	47.350	32.324	37.404	198.5
8	2'22.379 *	27.821	46.148*	31.946*	36.464	206.1	5	2'32.533	29.720	48.337	33.975	40.501	196.0
9	2'23.199	28.071	46.340	32.047	36.741	201.1	6	2'37.902 P	29.150	49.326	34.652	44.774	198.5
10	2'22.524 *	27.791	46.236	31.846	36.651*	203.3	7	2'54.714	24.999	51.580	33.238	37.204	174.7
11	2'40.866 P	28.224	49.894	36.563	46.185	199.6	8	2'24.450	28.483	46.831	31.967	37.169	203.0
12	2'48.774 *	21.672	47.731*	34.653	36.995	196.0	9	2'23.943	28.440	46.495	32.008	37.000	203.7
13	2'23.460	27.567	47.000	32.119	36.774	205.7	10	2'24.385	28.203	46.776	32.239	37.167	199.6

16th **43** **Ryan HITCHCOCK** City Lifting by RS Raci GBR

1	3'58.443	22.309	47.583	32.853	37.532	200.7
2	2'24.218	28.142	46.775	32.112	37.189	206.8
3	2'23.371	27.968	46.103	32.414	36.886	206.5
4	2'23.818	28.280	46.698	31.916	36.924	204.5
5	2'23.831	28.067	46.552	31.926	37.286	198.1
6	2'23.781	27.922	46.619	32.074	37.166	198.5
7	2'36.222 P	28.634	47.206	32.769	47.613	199.2
8	5'14.669 *	22.352	50.876*	32.606	36.928	179.7
9	2'22.918	27.942	46.516	31.835	36.625	200.3
10	2'23.214	27.647	46.592	31.933	37.042	200.0
11	2'34.847 P	28.008	47.503	32.337	46.999	197.4

17th **99** **Peter WILLIS** MLav Visiontrack Aca GBR

1	2'39.012 *	23.152	48.879*	34.450	37.657	207.2
2	2'29.063	28.801	47.362	32.924	39.976	204.9
3	2'33.008	29.817	48.270	36.435	38.486	200.0
4	2'25.808	28.474	47.375	32.691	37.268	203.0
5	2'25.013	27.999	46.904	32.348	37.762	200.3
6	2'25.062	28.569	46.905	32.462	37.126	202.2
7	2'23.532	28.165	46.498	32.195	36.674	203.0
8	2'23.718	28.043	46.604	32.238	36.833	204.5
9	2'23.590	28.013	46.451	32.104	37.022	202.2
10	2'23.496	27.962	46.439	32.136	36.959	204.5
11	2'24.211	28.026	46.791	32.116	37.278	203.0
12	2'24.140	28.088	46.623	32.475	36.954	202.6
13	2'23.372	27.894	46.695	32.299	36.484	203.0

18th **21** **Troy JEFFREY** ThorneyCroft56 Racin GBR

1	2'38.573	23.128	48.857	33.988	38.206	198.8
2	2'25.092	28.951	46.659	32.575	36.907	205.3
3	2'24.750	28.158	46.602	32.604	37.386	203.7
4	2'24.954	28.373	47.278	32.413	36.890	196.3
5	2'25.147	28.214	47.138	32.412	37.383	197.0
6	2'24.501	28.245	46.628	32.682	36.946	197.8
7	2'24.287	27.960	46.959	32.503	36.865	196.0
8	2'25.524	28.399	47.105	32.958	37.062	204.9
9	2'32.297 P	28.493	47.484	33.263	43.057	196.3
10	3'55.771	24.743	49.278	34.448	36.988	184.9
11	2'24.162	28.046	46.677	32.344	37.095	199.6
12	2'23.790	27.927	46.676	32.300	36.887	197.0

20th **65** **Alexander ROWAN** Mortimer Racing/Victo GBR

1	2'31.676	21.485	48.353	33.520	37.805	204.1
2	2'25.896	28.777	47.331	32.384	37.404	206.5
3	2'24.809	28.597	46.558	32.597	37.057	207.6
4	2'24.559	28.181	46.854	32.402	37.122	204.1
5	2'26.169	28.166	47.923	32.527	37.553	196.0
6	2'25.928	28.508	47.445	32.711	37.264	199.2
7	2'26.439 *	28.304	47.389*	33.003	37.743	199.2
8	2'26.411	28.793	47.900	32.435	37.283	203.0
9	2'24.906	28.720	47.016	32.196	36.974	200.7
10	2'24.022	27.916	46.623	32.306	37.177	206.1
11	2'26.914	28.556	48.102	32.939	37.317	196.7
12	2'25.926	28.305	47.219	32.783	37.619	199.2
13	2'26.679	28.385	47.581	33.041	37.672	198.8

21st **2** **Josh BANNISTER** Astro-JJR Racing GBR

1	2'37.887	22.161	47.784	33.157	36.933	200.0
2	2'24.276	27.941	46.683	32.499	37.153	207.6
3	2'25.627	28.464	47.096	32.513	37.554	202.6
4	2'25.124	28.052	47.121	32.454	37.497	195.6
5	2'36.115 P	28.189	47.428	33.018	47.480	193.2
6	3'17.023	21.040	47.573	32.934	38.137	195.2
7	2'27.369	28.657	47.888	33.012	37.812	185.8
8	2'37.328 P	28.944	47.998	33.244	47.142	192.8
9	2'46.403	21.044	47.623	33.537	37.886	196.7
10	2'25.551	28.559	47.238	32.437	37.317	198.1
11	2'25.723	28.431	47.066	32.644	37.582	196.0
12	2'25.269	28.325	47.189	32.425	37.330	195.6

22nd **76** **Charlie HUNTINGF** WMS Mototechniks GBR

1	2'36.852	22.865	49.607	33.789	37.239	202.6
2	2'24.978	28.645	46.659	32.746	36.928	205.7
3	2'24.403	28.231	46.526	32.656	36.990	207.2
4	2'24.786	28.355	46.784	32.648	36.999	200.7
5	2'24.684	28.331	46.700	32.515	37.138	200.0
6	2'24.545	28.452	46.654	32.474	36.965	206.8
7	2'25.640	28.494	46.994	33.154	36.998	203.0
8	2'27.849	29.056	47.613	33.481	37.699	204.5

Fastest Lap: Holly HARRIS FHO Racing GBR 2'19.325 27.088 45.151 31.068 36.018

DORNA DATA PROCESSING TIMING SERVICE DORNA DATA PROCESSING TIMING SERVICE DORNA DATA PROCESSING TIMING SERVICE DORNA DATA PROCESSING TIMING SERVICE DORNA DATA PROCESSING TIMING SERVICE DORNA DATA PROCESSING TIMING SERVICE DORNA DATA PROCESSING TIMING SERVICE DORNA DATA PROCESSING TIMING SERVICE DORNA DATA PROCCESSS



Qualifying Practice

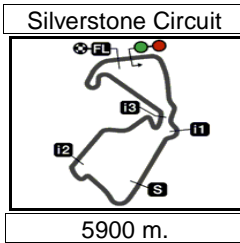
BTC

Lap	Lap Time	T1	T2	T3	T4	Speed	Lap	Lap Time	T1	T2	T3	T4	Speed
23rd 27 Ted WILKINSON RMB Racing GBR							6	2'25.515	28.341	47.082	32.835	37.257	200.3
9	2'25.124	28.402	46.911	32.710	37.101	203.7	7	2'26.378	28.338	47.236	33.111	37.693	199.2
10	2'33.107	28.380	46.814	39.514	38.399	198.8	8	2'28.157	28.844	48.463	33.248	37.602	194.9
11	2'26.124	28.736	47.119	32.946	37.323	201.1	9	2'25.886	28.634	46.858	32.961	37.433	202.2
12	2'26.713	28.483	47.133	33.126	37.971	199.2	10	2'24.722	28.248	46.536	32.397	37.541	201.1
13	2'50.342 P	32.911	51.643*	34.280	51.508	193.8	11	2'24.913	28.555	46.799	32.281	37.278	197.8
							12	2'26.064	28.246	46.791	32.794	38.233	197.8
							13	2'25.070	28.328	46.765	32.641	37.336	197.8
27th 28 Alfie DAVIDSON Davidson/Pete Banks GBR							1	2'38.526	22.275	49.455	34.300	37.960	195.2
1	2'32.462	22.057	48.847	34.159	37.789	202.6	2	2'26.701	28.797	47.578	32.841	37.485	199.6
2	2'26.034	29.467	46.862	32.578	37.127	206.8	3	2'26.935	28.740	47.502	32.905	37.788	200.0
3	2'24.780	28.181	46.526	32.596	37.477	203.3	4	2'32.216	29.183	48.285	36.480	38.268	196.7
4	2'25.549 *	28.187	47.025*	32.554	37.783	201.1	5	2'41.804 P	28.847	47.734	35.798	49.425	198.8
5	2'26.409	28.559	47.287	32.660	37.903	196.7	6	4'03.596	21.900	48.161	33.223	37.742	197.4
6	2'26.193	28.606	47.317	32.857	37.413	199.2	7	2'26.211	28.859	47.415	32.522	37.415	198.1
7	2'25.529 *	28.240	47.692*	32.503	37.094	199.2	8	2'25.491	28.570	46.884	32.572	37.465	198.5
8	2'25.798	28.477	47.272	32.476	37.573	204.5	9	2'32.777	28.529	47.614	35.981	40.653	197.8
9	2'24.416	28.135	47.158	32.081	37.042	200.0	10	2'27.540	28.879	48.331	33.225	37.105	195.6
10	2'51.394 P	28.087	46.464	44.806	52.037	204.1	11	2'26.885	28.588	47.338	32.852	38.107	198.1
							12	2'27.913	28.798	47.586	33.356	38.173	197.4
24th 90 Calvin KELLY Thorneycroft Racing GBR							28th 44 Lucas HILL Ashcourt Racing GBR						
1	2'31.911	22.194	48.282	33.783	37.439	204.5	1	2'30.451	22.014	48.368	33.324	38.238	195.2
2	2'26.863	29.377	47.681	32.669	37.136	206.5	2	2'28.039	28.874	47.965	33.159	38.041	199.6
3	2'26.914	28.935	47.330	33.015	37.634	204.1	3	2'27.695	28.705	47.593	33.148	38.249	208.0
4	2'25.164	28.309	46.974	32.425	37.456	197.8	4	2'29.337	31.393	47.456	32.782	37.706	195.6
5	2'25.246	28.764	46.757	32.350	37.375	198.1	5	2'27.329	28.733	47.391	32.927	38.278	196.0
6	2'24.682	28.345	46.867	32.454	37.016	204.1	6	2'26.417	28.466	47.035	32.872	38.044	197.4
7	2'24.942	28.191	46.987	32.655	37.109	201.1	7	2'30.546	29.467	48.961	34.221	37.897	188.4
8	2'26.148	28.939	47.721	32.415	37.073	201.4	8	2'25.523	28.007	46.897	33.018	37.601	198.8
9	2'24.463	28.130	46.695	32.467	37.171	197.0	9	2'42.850 P	29.344	48.580	34.464	50.462	195.2
10	2'51.749 P	28.174	47.088	39.060	57.427	201.4	10	3'52.688 *	23.205	47.967*	33.641	38.357	197.0
11	4'01.519	23.641	47.006	32.548	37.388	197.8	11	2'28.219	29.231	47.684	33.168	38.136	196.3
12	2'25.594	28.419	46.899	32.949	37.327	198.8	12	2'26.228	28.482	47.001	33.017	37.728	196.7
25th 75 Filip SUROWIAK MJL Racing POL							29th 70 Oilly HORNER Mortimer Racing/Victo GBR						
1	2'35.135	23.685	49.527	33.164	37.341	200.3	1	2'44.553	24.722	51.528	34.366	38.389	193.2
2	2'27.062	29.296	47.539	33.207	37.020	199.2	2	2'29.236	29.668	47.870	33.326	38.372	197.4
3	2'35.568 P	28.315	47.566	32.733	46.954	204.9	3	2'28.899	29.272	47.721	33.343	38.563	196.0
4	2'53.558	22.307	47.880	32.708	38.279	198.5	4	2'28.278	29.312	47.514	33.285	38.167	195.2
5	2'26.009	28.872	47.001	32.483	37.653	198.8	5	2'28.695	29.193	47.907	33.162	38.433	192.5
6	2'25.749	28.573	46.976	32.784	37.416	199.2	6	2'26.874	29.141	47.430	32.839	37.464	196.0
7	2'44.311 P	33.72*	49.339	34.383	46.860	195.2	7	2'28.643	28.701	48.299	33.668	37.975	193.8
8	3'10.074	30.291	52.269	34.725	37.853	191.4	8	2'26.529	28.787	47.604	32.680	37.458	195.6
9	2'26.727	28.734	47.387	33.725	36.881	199.6	9	2'27.799	28.775	47.777	33.254	37.993	196.7
10	2'24.535	28.534	46.363	32.468	37.170	204.9	10	2'30.564	29.286	49.616	33.411	38.251	195.6
11	2'25.999	28.246	46.854	32.998	37.901	203.0	11	2'41.286 P	29.030	47.885	34.672	49.699	197.0
12	2'25.799	28.412	46.667	32.637	38.083	205.3							
26th 71 Daniel GOODMAN MLav Visiontrack Aca GBR							30th 5 Mason JOHNSON Team 151s-Lextek GBR						
1	2'30.182	22.312	48.281	32.912	37.707	196.7	1	2'40.893 *	24.191	49.264*	34.202	38.227	197.8
2	2'26.532	28.687	47.277	32.780	37.788	196.0							
3	2'25.120	28.347	46.807	32.376	37.590	202.6							
4	2'25.479	28.491	46.835	32.911	37.242	199.6							
5	2'26.471	28.301	47.568	32.729	37.873	201.1							

Fastest Lap: Holly HARRIS FHO Racing GBR 2'19.325 27.088 45.151 31.068 36.018

DORNA DATA PROCESSING TIMING SERVICE DORNA DATA PROCESSING TIMING SERVICE DORNA DATA PROCESSING TIMING SERVICE DORNA DATA PROCESSING TIMING SERVICE DORNA DATA PROCESSING TIMING SERVICE DORNA DATA PROCESSING TIMING SERVICE DORNA DATA PROCESSING TIMING SERVICE DORNA DATA PROCESSES





MotoGP British Grand Prix
Official Starting Grid

Race : 11 laps = 64.9 km



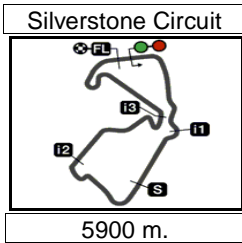
1	1 2'19.325 57 Johnny GARNESS Honda	2 2'20.977 52 Evan BELFORD Honda	3 2'20.990 74 Carter BROWN Honda
2	4 2'21.500 29 Lucas BROWN Honda	5 2'21.561 15 Harrison CROSBY Honda	6 2'21.796 4 Sullivan MOUNSEY Honda
3	7 2'21.905 79 Harley MCCABE Honda	8 2'21.926 84 Matthew RUISBROEK Honda	9 2'22.000 23 Rhys STEPHENSON Honda
4	10 2'22.016 53 Kiyano VEIJER Honda	11 2'22.072 55 Harrison DESSOY Honda	12 2'22.106 64 Clayton EDMUNDS Honda
5	13 2'22.517 9 Bailey STUART-CAMPBELL Honda	14 2'22.554 40 Julian CORREA Honda	15 2'22.675 48 Ollie WALKER Honda
6	16 2'22.918 43 Ryan HITCHCOCK Honda	17 2'23.372 99 Peter WILLIS Honda	18 2'23.790 21 Troy JEFFREY Honda
7	19 2'23.943 61 Harrison MACKAY Honda	20 2'24.022 65 Alexander ROWAN Honda	21 2'24.276 2 Josh BANNISTER Honda
8	22 2'24.403 76 Charlie HUNTINGFORD Honda	23 2'24.416 27 Ted WILKINSON Honda	24 2'24.463 90 Calvin KELLY Honda

The results are provisional until the end of the limit for protest and appeals and until the ratification of the Event Management Committee.

Time limit for protest expires 60' at the latest after publication of the results - Time:

DORNA DATA PROCESSING TIMING SERVICE DORNA DATA PROCESSING TIMING SERVICE DORNA DATA PROCESSING TIMING SERVICE DORNA DATA PROCESSING TIMING SERVICE DORNA DATA PROCESSING TIMING SERVICE DORNA DATA PROCESSING TIMING SERVICE DORNA DATA PROCESSING TIMING SERVICE DORNA DATA PROCESSING TIMING SERVICE DORNA DATA PROCESSING TIMING SERVICE DORNA DATA PROCESSING TIMING SERVICE DORNA DATA PROCESSING TIMING SERVICE DORNA DATA PROCESSING





**MotoGP British Grand Prix
Official Starting Grid**

Race : 11 laps = 64.9 km

9	25 2'24.535 75 Filip SUROWIAK Honda	26 2'24.722 71 Daniel GOODMAN Honda	27 2'25.491 28 Alfie DAVIDSON Honda
10	28 2'25.523 44 Lucas HILL Honda	29 2'26.529 70 Oilly HORNER Honda	30 2'26.864 5 Mason JOHNSON Honda
11	31 2'27.257 33 Elijah BANISH Honda	32 2'31.303 51 Holly HARRIS Honda	

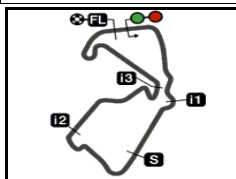
The results are provisional until the end of the limit for protest and appeals and until the ratification of the Event Management Committee.

Time limit for protest expires 60' at the latest after publication of the results - Time:

DORNA DATA PROCESSING TIMING SERVICE DORNA DATA PROCESSING TIMING SERVICE DORNA DATA PROCESSING TIMING SERVICE DORNA DATA PROCESSING TIMING SERVICE DORNA DATA PROCESSING TIMING SERVICE DORNA DATA PROCESSING TIMING SERVICE DORNA DATA PROCCEESS



Silverstone Circuit



5900 m.

Results and timing service provided by TISSOT

BTC

MotoGP British Grand Prix

Qualifying Practice

Best Partial Times

IT Ideal Lap Time, sum of the best partial times

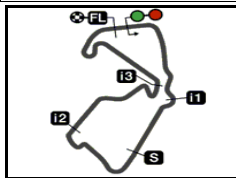
BT Best Lap Time

T1		T2		T3		T4				IT		BT	
Pos	Rider	Time	Rider	Time	Rider	Time	Rider	Time	Pos	Rider	IT	BT	
1	J.GARNESS	26.943	J.GARNESS	44.483	J.GARNESS	31.068	J.GARNESS	35.763	1	J.GARNESS	2'18.257	2'19.325	(1)
2	E.BELFORD	27.333	S.MOUNSEY	45.562	C.BROWN	31.200	E.BELFORD	36.276	2	C.BROWN	2'20.615	2'20.990	(3)
3	S.MOUNSEY	27.357	C.BROWN	45.576	R.STEPHENSON	31.455	S.MOUNSEY	36.289	3	E.BELFORD	2'20.722	2'20.977	(2)
4	H.CROSBY	27.471	E.BELFORD	45.633	E.BELFORD	31.480	K.VEIJER	36.298	4	S.MOUNSEY	2'20.774	2'21.796	(6)
5	C.BROWN	27.495	H.CROSBY	45.645	L.BROWN	31.523	C.EDMUNDS	36.314	5	L.BROWN	2'21.421	2'21.500	(4)
6	H.MCCABE	27.524	M.RUISBROEK	45.699	S.MOUNSEY	31.566	C.BROWN	36.344	6	H.CROSBY	2'21.483	2'21.561	(5)
7	L.BROWN	27.545	R.STEPHENSON	45.812	H.CROSBY	31.592	L.BROWN	36.421	7	H.MCCABE	2'21.550	2'21.905	(7)
8	H.DESLOY	27.551	H.MCCABE	45.830	B.STUART-CAMP	31.633	M.RUISBROEK	36.424	8	K.VEIJER	2'21.686	2'22.016	(10)
9	B.STUART-CAMP	27.554	L.BROWN	45.932	H.MCCABE	31.659	O.WALKER	36.464	9	M.RUISBROEK	2'21.700	2'21.926	(8)
10	J.CORREA	27.561	K.VEIJER	45.999	K.VEIJER	31.665	P.WILLIS	36.484	10	C.EDMUNDS	2'21.810	2'22.106	(12)
11	O.WALKER	27.567	B.STUART-CAMP	46.028	H.DESLOY	31.688	H.MCCABE	36.537	11	H.DESLOY	2'21.899	2'22.072	(11)
12	R.STEPHENSON	27.591	C.EDMUNDS	46.043	C.EDMUNDS	31.802	H.DESLOY	36.559	12	R.STEPHENSON	2'21.936	2'22.000	(9)
13	R.HITCHCOCK	27.647	J.CORREA	46.087	R.HITCHCOCK	31.835	R.HITCHCOCK	36.625	13	O.WALKER	2'22.015	2'22.675	(15)
14	C.EDMUNDS	27.651	H.DESLOY	46.101	O.WALKER	31.846	J.CORREA	36.685	14	B.STUART-CA	2'22.127	2'22.517	(13)
15	M.RUISBROEK	27.673	R.HITCHCOCK	46.103	M.RUISBROEK	31.904	H.CROSBY	36.775	15	R.HITCHCOCK	2'22.210	2'22.918	(16)
16	K.VEIJER	27.724	O.WALKER	46.138	J.CORREA	31.950	T.JEFFREY	36.865	16	J.CORREA	2'22.283	2'22.554	(14)
17	P.WILLIS	27.894	F.SUROWIAK	46.363	H.MACKAY	31.967	F.SUROWIAK	36.881	17	P.WILLIS	2'22.921	2'23.372	(17)
18	A.ROWAN	27.916	P.WILLIS	46.439	T.WILKINSON	32.081	B.STUART-CAMP	36.912	18	A.ROWAN	2'23.644	2'24.022	(20)
19	T.JEFFREY	27.927	T.WILKINSON	46.464	P.WILLIS	32.104	C.HUNTINGFOR	36.928	19	H.MACKAY	2'23.665	2'23.943	(19)
20	J.BANNISTER	27.941	H.MACKAY	46.495	A.ROWAN	32.196	J.BANNISTER	36.933	20	T.WILKINSON	2'23.674	2'24.416	(23)
21	L.HILL	28.007	C.HUNTINGFOR	46.526	D.GOODMAN	32.281	A.ROWAN	36.974	21	T.JEFFREY	2'23.694	2'23.790	(18)
22	T.WILKINSON	28.087	D.GOODMAN	46.536	T.JEFFREY	32.300	H.MACKAY	37.000	22	F.SUROWIAK	2'23.958	2'24.535	(25)
23	K.KELLY	28.130	A.ROWAN	46.558	K.KELLY	32.350	K.KELLY	37.016	23	J.BANNISTER	2'23.982	2'24.276	(21)
24	H.MACKAY	28.203	T.JEFFREY	46.602	J.BANNISTER	32.425	T.WILKINSON	37.042	24	C.HUNTINGFO	2'24.159	2'24.403	(22)

These data/results cannot be reproduced, stored and/or transmitted in whole or in part by any manner of electronic, mechanical, photocopying, recording, broadcasting or otherwise now known or herein after developed without the previous express consent by the copyright owner, except for reproduction in daily press and regular printed publications on sale to the public within 60 days of the event related to those data/results and always provided that copyright symbol appears together as follows below.
© DORNA, 2022



Silverstone Circuit



5900 m.

Results and timing service provided by TISSOT

MotoGP British Grand Prix

Qualifying Practice

Best Partial Times

BTC

IT Ideal Lap Time, sum of the best partial times*BT* Best Lap Time

T1		T2		T3		T4				<i>IT</i>	<i>BT</i>	
Pos	Rider	Time	Rider	Time	Rider	Time	Rider	Time	Pos	Rider		
25	C.HUNTINGFOR	28.231	J.BANNISTER	46.683	F.SUROWIAK	32.468	R.STEPHENSON	37.078	25	K.KELLY	2'24.191	2'24.463 (24)
26	D.GOODMAN	28.246	K.KELLY	46.695	C.HUNTINGFOR	32.474	A.DAVIDSON	37.105	26	D.GOODMAN	2'24.305	2'24.722 (26)
27	F.SUROWIAK	28.246	A.DAVIDSON	46.884	A.DAVIDSON	32.522	D.GOODMAN	37.242	27	A.DAVIDSON	2'25.040	2'25.491 (27)
28	M.JOHNSON	28.477	L.HILL	46.897	O.HORNER	32.680	O.HORNER	37.458	28	L.HILL	2'25.287	2'25.523 (28)
29	A.DAVIDSON	28.529	M.JOHNSON	47.341	M.JOHNSON	32.767	M.JOHNSON	37.468	29	M.JOHNSON	2'26.053	2'26.864 (30)
30	O.HORNER	28.701	O.HORNER	47.430	L.HILL	32.782	L.HILL	37.601	30	O.HORNER	2'26.269	2'26.529 (29)
31	E.BANISH	28.713	E.BANISH	47.620	E.BANISH	32.881	E.BANISH	37.663	31	E.BANISH	2'26.877	2'27.257 (31)
32	H.HARRIS	29.908	H.HARRIS	48.744	H.HARRIS	34.038	H.HARRIS	38.429	32	H.HARRIS	2'31.119	2'31.303 (32)

These data/results cannot be reproduced, stored and/or transmitted in whole or in part by any manner of electronic, mechanical, photocopying, recording, broadcasting or otherwise now known or herein after developed without the previous express consent by the copyright owner, except for reproduction in daily press and regular printed publications on sale to the public within 60 days of the event related to those data/results and always provided that copyright symbol appears together as follows below.
© DORNA, 2022



