

Free Practice Nr. 2

BTC

Lap	Lap Time	T1	T2	T3	T4	Speed	Lap	Lap Time	T1	T2	T3	T4	Speed	
6	2'33.626	28.129	47.393	35.957	42.147	186.5	12	2'26.532	28.352	47.526	32.983	37.671	197.8	
7	2'23.937	28.139	46.456	32.504	36.838	204.9	12th 40 Julian CORREA						Microlise Cresswell R	USA
8	2'25.790	<u>27.876</u>	46.773	32.962	38.179	200.0	1	3'01.837	21.467	47.973	33.264	37.315	199.6	
9	2'43.858 *	28.999	56.119*	39.533	39.207	171.7	2	2'25.409	28.773	46.833	32.534	37.269	200.7	
10	2'24.685	28.360	46.826	32.247	37.252	193.2	3	2'24.365	28.539	46.590	32.131	37.105	<u>204.9</u>	
11	2'25.056	29.086	46.936	31.977	37.057	194.9	4	2'24.086	27.971	46.767	32.360	36.988	200.7	
12	2'22.894	28.044	46.200	<u>31.661</u>	36.989	195.6	5	2'23.581	28.087	<u>46.268</u>	32.160	37.066	200.0	
13	<u>2'22.601</u>	28.026	46.194	31.719	<u>36.662</u>	198.5	6	2'45.569 P	28.114	48.057	33.658	55.740	200.0	
8th 4 Sullivan MOUNSEY							Wilson Racing/J&S Ac GBR							
1	2'32.942	23.334	48.213	33.856	37.556	200.0	7	4'03.108 *	22.133	47.167*	32.472*	<u>36.710</u>	196.0	
2	2'26.202 *	28.694	47.190	32.671	37.647*	204.9	8	2'24.111	28.479	46.609	32.191	36.832	197.4	
3	2'24.792	28.478	46.622	32.357	37.335	196.7	9	2'23.281	<u>27.889</u>	46.661	32.005	36.726	196.3	
4	2'24.576 *	28.726	46.396*	32.138*	37.316	200.0	10	<u>2'23.218</u>	27.912	46.561	<u>31.862</u>	36.883	199.6	
5	2'24.014	28.993	46.069	32.021	36.931	<u>206.8</u>	11	2'25.261	28.545	47.276	32.297	37.143	197.8	
6	<u>2'22.721</u>	<u>28.024</u>	<u>46.033</u>	<u>31.873</u>	36.791	199.6	12	2'48.219 P	27.946	46.337*	33.651*	1'00.285	197.0	
7	2'24.293 *	28.408	46.757	32.314	36.814*	195.6	13th 9 Bailey STUART-CA						Team 151s-Lextek	GBR
8	2'32.061 P	28.071	46.757*	33.342*	43.891	198.5	1	2'35.301	22.815	48.118	33.848	37.835	<u>210.1</u>	
9	3'14.615	21.997	46.580	32.466	37.162	199.2	2	2'25.370	28.610	46.921	32.677	37.162	209.3	
10	2'24.848 *	28.949	46.677	32.026	37.196*	195.6	3	2'26.205	28.931	47.724	32.510	37.040	206.1	
11	2'24.618	28.329	46.370	33.407	<u>36.512</u>	197.8	4	2'25.005	28.914	46.404	32.229	37.458	204.9	
12	2'26.736	28.758	48.012	32.393	37.573	203.3	5	2'25.393	28.936	46.675	32.172	37.610	205.3	
9th 52 Evan BELFORD							City Lifting by RS Raci GBR							
1	3'12.077	23.100	49.414	33.754	37.293	203.3	6	2'24.889	28.492	46.721	32.193	37.483	199.6	
2	<u>2'22.835</u>	28.054	<u>45.995</u>	<u>31.965</u>	36.821	<u>206.8</u>	7	2'24.261	28.372	46.620	31.972	37.297	198.5	
unfinished	<u>27.791</u>	46.119				204.9	8	<u>2'23.291</u>	28.239	46.398	<u>31.670</u>	36.984	198.5	
3	2'23.243	22.099	49.843	33.501	37.800	196.7	9	2'23.317	28.345	<u>46.293</u>	31.797	<u>36.882</u>	198.5	
4	2'24.391	28.419	46.814	32.239	36.919	202.2	10	2'24.123	<u>28.123</u>	47.037	31.824	37.139	197.0	
5	2'23.690	27.925	46.514	32.234	37.017	202.2	11	2'25.804	28.281	47.279	32.478	37.766	198.5	
6	2'23.748 *	28.171	46.108*	32.761*	<u>36.708</u>	206.1	12	2'26.542	28.451	47.254	32.269	38.568	195.2	
10th 55 Harrison DESOY							Microlise Cresswell R GBR							
1	2'46.539	23.008	47.868	32.327	36.808	198.1	13	2'32.136 *	30.858	51.605*	32.326	37.347	193.2	
2	2'23.809	28.454	46.638	32.071	36.646	203.7	14th 2 Josh BANNISTER						Astro-JJR Racing	GBR
3	<u>2'23.076</u>	28.389	<u>46.325</u>	<u>31.771</u>	<u>36.591</u>	<u>208.0</u>	1	2'28.314	21.397	47.946	32.661	37.002	197.8	
unfinished	<u>28.308</u>	46.337				200.0	2	2'23.987	28.337	46.449	32.209	36.992	<u>200.7</u>	
4	2'24.879	24.814	48.475	33.451	38.139	194.5	3	2'23.759	28.052	46.422	32.161	37.124	196.0	
5	2'25.288	28.799	47.200	32.454	36.835	195.6	4	<u>2'23.405</u>	<u>28.032</u>	46.284	<u>31.960</u>	37.129	197.4	
11th 84 Matthew RUISBROE							Microlise Cresswell R GBR							
1	3'12.281	22.706	48.168	33.060	37.291	198.8	5	2'24.304	28.217	46.649	32.571	<u>36.867</u>	196.3	
2	2'23.970	28.431	46.480	31.991	37.068	202.2	6	2'28.069	28.034	<u>46.187</u>	32.937	40.911	199.2	
3	2'23.380	<u>27.859</u>	46.352	32.148	37.021	203.0	7	2'26.125	28.528	47.086	32.639	37.872	196.7	
4	2'23.480	28.054	46.399	<u>31.961</u>	37.066	203.0	8	2'27.388	28.391	47.816	33.739	37.442	184.3	
5	<u>2'23.212</u>	28.040	46.300	31.979	<u>36.893</u>	202.6	9	2'36.788 P	28.605	46.785	32.595	48.803	198.1	
6	2'23.685	27.913	<u>46.118</u>	32.517	37.137	<u>206.8</u>	15th 61 Harrison MACKAY						Wilson Racing/Super	GBR
7	2'24.010	27.873	46.545	32.448	37.144	201.1	1	2'31.030	22.502	47.762	32.963	37.511	<u>204.9</u>	
8	2'41.797 P	28.501	50.042	33.323	49.931	177.9	2	2'25.211	28.493	46.972	32.550	37.196	202.2	
9	4'16.463	28.046	49.229	32.720	37.401	192.1	3	2'25.771	28.509	47.289	32.656	37.317	199.6	
10	2'27.886	31.295	47.371	32.182	37.038	194.9	4	2'26.445	28.466	47.490	32.788	37.701	200.3	
11	2'25.500	28.732	46.971	32.398	37.399	198.1	5	2'24.401	28.793	46.478	32.213	36.917	204.1	
							6	<u>2'23.433</u>	<u>28.031</u>	<u>46.174</u>	32.236	36.992	204.9	
							7	2'24.517	28.321	46.738	32.550	<u>36.908</u>	202.2	
							8	2'34.546 P	29.018	47.956	33.116	44.456	195.6	
							9	3'11.588	22.106	47.117	32.470	36.995	198.8	

Fastest Lap: Johnny GARNESSE MLav Visiontrack Aca GBR **2'20.898** 27.364 45.287 31.711 36.536

DORNA DATA PROCESSING TIMING SERVICE DORNA DATA PROCESSING TIMING SERVICE DORNA DATA PROCESSING TIMING SERVICE DORNA DATA PROCESSING TIMING SERVICE DORNA DATA PROCESSING TIMING SERVICE DORNA DATA PROCESSING TIMING SERVICE DORNA DATA PROCESSING TIMING SERVICE DORNA DATA PROCESSES



Free Practice Nr. 2

BTC

Lap	Lap Time	T1	T2	T3	T4	Speed	Lap	Lap Time	T1	T2	T3	T4	Speed
10	2'24.479	28.548	46.790	32.149	36.992	199.6	9	4'02.460	21.732	47.833	32.899	37.483	195.2
11	2'23.851	28.402	46.299	32.043	37.107	201.4	10	2'28.165	30.325	48.206	32.413	37.221	198.5
12	2'26.899	28.581	47.682	32.825	37.811	196.7	11	2'25.366	28.815	46.709	32.338	37.504	198.8
							12	2'24.032	28.232	46.490	32.193	37.117	198.8

16th 64 Clayton EDMUNDS MJL Racing GBR

1	3'01.271	21.240	47.552	33.015	37.162	207.6
2	2'26.037	28.905	47.025	33.057	37.050	204.1
3	2'24.929	28.293	47.072	32.732	36.832	204.1
4	2'23.800	28.034	46.502	32.649	36.615	205.3
5	2'23.556	28.155	46.246	32.425	36.730	208.4
6	2'33.641 P	28.190	46.478	32.397	46.576	207.6
7	3'31.792	22.077	47.090	32.392	37.107	201.1
8	2'24.543	28.613	46.556	32.394	36.980	201.4
9	2'25.034	28.966	46.931	32.185	36.952	201.1
10	2'31.409 P	28.295	47.134	32.581	43.399	199.6

20th 65 Alexander ROWAN Mortimer Racing/Victo GBR

1	2'34.810	34.258	48.725	34.169	37.658	206.8
2	2'26.502	28.678	47.410	33.149	37.265	206.1
3	2'26.003	28.802	47.293	33.013	36.895	206.5
4	2'25.218	28.633	47.032	32.448	37.105	205.7
5	2'25.231	28.545	46.911	32.699	37.076	204.9
6	2'27.823	28.852	47.820	33.707	37.444	193.2
7	2'25.361	28.182	47.257	32.587	37.335	199.2
8	2'25.301	28.339	47.258	32.553	37.151	196.7
9	2'25.959	28.526	47.600	32.489	37.344	196.7
10	2'28.075	29.771	47.865	32.802	37.637	194.2
11	2'25.681	28.842	46.782	32.729	37.328	199.6
12	2'24.035	28.289	46.660	32.176	36.910	197.0
13	2'24.824	28.368	46.916	32.286	37.254	200.3

17th 48 Ollie WALKER SP125 GBR

1	2'32.863	22.423	48.209	33.314	37.615	200.0
2	2'26.918	28.851	47.342	33.127	37.598	207.6
3	2'24.876	28.574	46.652	32.496	37.154	201.1
4	2'24.329	28.385	46.687	32.271	36.986	202.2
5	2'24.031	28.627	46.466	32.201	36.737	203.0
6	2'23.487 *	28.029	46.243*	32.196*	37.019	206.5
7	2'23.840	28.200	46.767	32.210	36.663	204.1
8	2'25.215	27.838	46.617	33.244	37.516	203.0
9	2'37.284 P	28.215	47.474	35.434	46.161	196.3
10	3'48.161	23.372	52.566	34.632	37.245	162.4
11	2'38.995 P	28.168	47.443	36.577	46.807	198.1

21st 21 Troy JEFFREY Thorneycroft56 Racin GBR

1	2'32.222	22.549	48.829	33.564	37.446	196.7
2	2'27.395	29.154	47.365	33.262	37.614	200.0
3	2'26.207	29.529	46.902	32.669	37.107	206.5
4	2'26.357	28.839	46.986	32.920	37.612	198.5
5	2'25.210	28.443	47.160	32.442	37.165	198.5
6	2'32.559 P	28.823	47.241	32.916	43.579	198.5
7	4'56.387	23.085	47.854	32.970	37.251	193.5
8	2'31.149 P	28.730	47.054	32.779	42.586	196.0
9	2'49.255	23.094	49.116	33.426	38.251	186.8
10	2'26.197	28.871	47.289	32.581	37.456	194.9
11	2'24.434	28.212	46.945	32.322	36.955	196.7
12	2'24.364	28.294	46.772	32.265	37.033	193.5

18th 75 Filip SUROWIAK MJL Racing POL

1	2'34.156	22.775	48.646	33.890	38.026	201.8
2	2'26.082	29.009	47.283	32.619	37.171	203.7
3	2'26.511	29.052	47.392	32.948	37.119	206.1
4	2'27.591	28.865	47.283	33.798	37.645	199.6
5	2'27.043	28.676	47.897	32.952	37.518	199.6
6	2'26.588	28.977	47.354	32.843	37.414	198.5
7	2'43.842 P	35.93*	48.939	33.245	45.721	193.8
8	2'47.950	22.170	48.241	32.972	37.853	194.5
9	2'27.299	29.204	47.798	32.920	37.377	194.2
10	2'24.526	28.790	46.668	32.237	36.831	200.7
11	2'23.938	28.585	46.177	32.254	36.922	202.6
12	2'27.285	28.593	48.236	33.198	37.258	198.1

22nd 99 Peter WILLIS MLav Visiontrack Aca GBR

1	2'32.163	22.470	48.344	32.891	37.879	201.4
2	2'27.360	28.886	47.578	33.120	37.776	202.2
3	2'27.090	29.145	47.145	33.156	37.644	203.0
4	2'26.625	28.742	47.310	32.439	38.134	202.2
5	2'29.460	29.625	47.989	33.892	37.954	199.2
6	2'25.990	28.666	47.352	32.785	37.187	200.7
7	2'25.039	28.443	46.835	32.415	37.346	203.3
8	2'24.561	28.344	46.903	32.311	37.003	200.7
9	2'26.171	28.538	47.550	32.624	37.459	199.2
10	2'25.656	28.861	47.314	32.299	37.182	197.0
11	2'24.851	28.611	46.732	32.154	37.354	199.6
12	2'24.732	28.406	46.753	32.126	37.447	199.6
13	2'26.123	28.374	47.138	32.630	37.981	199.6

19th 79 Harley MCCABE MLav Visiontrack Aca GBR

1	2'33.781	22.802	48.681	33.954	37.338	198.1
2	2'26.063	28.534	46.863	33.263	37.403	207.2
3	2'26.830	28.995	47.362	33.097	37.376	204.9
4	2'26.773	29.341	47.396	32.765	37.271	206.8
5	2'24.415	28.449	46.820	32.296	36.850	202.2
6	2'24.339	28.492	46.361	32.492	36.994	205.7
7	2'24.571	28.576	46.608	32.288	37.099	201.8
8	2'36.617 P	28.576	47.720	32.695	47.626	198.8

23rd 90 Calvin KELLY Thorneycroft Racing GBR

1	2'44.806	26.828	48.283	34.158	38.186	197.0
2	2'25.036	28.399	46.699	32.570	37.368	197.4

Fastest Lap: Johnny GARNESSE MLav Visiontrack Aca GBR **2'20.898** 27.364 45.287 31.711 36.536

DORNA DATA PROCESSING TIMING SERVICE DORNA DATA PROCESSING TIMING SERVICE DORNA DATA PROCESSING TIMING SERVICE DORNA DATA PROCESSING TIMING SERVICE DORNA DATA PROCESSING TIMING SERVICE DORNA DATA PROCESSING TIMING SERVICE DORNA DATA PROCESSING TIMING SERVICE DORNA DATA PROCCESSS



Free Practice Nr. 2

BTC

Lap	Lap Time	T1	T2	T3	T4	Speed	Lap	Lap Time	T1	T2	T3	T4	Speed
-----	----------	----	----	----	----	-------	-----	----------	----	----	----	----	-------

31st **28** Alfie DAVIDSON Davidson/Pete Banks GBR

1	2'34.825	22.945	48.839	33.666	38.230	202.2							
2	2'28.418	29.257	47.738	33.287	38.136	201.8							
3	2'32.705	29.137	48.412	36.668	38.488	196.0							
4	2'41.934 P	29.290	47.754	33.585	51.305	200.0							
5	3'35.579	25.026	49.179	33.880	38.623	194.5							
6	2'29.162	29.319	48.170	33.461	38.212	196.3							
7	2'28.369	29.334	47.761	33.211	38.063	198.5							
8	2'29.756	29.314	48.870	33.288	38.284	190.8							
9	2'28.637	29.131	48.355	33.145	38.006	192.1							
10	2'27.494	29.056	47.591	32.911	37.936	196.0							
11	2'28.332	29.193	47.904	33.083	38.152	193.2							
12	2'27.967	28.975	47.615	33.191	38.186	192.8							

32nd **19** Scott MCPHEE SMP Racing GBR

1	2'44.320	23.680	49.071	33.738	38.858	202.6							
2	2'29.892	29.364	48.615	33.400	38.513	201.8							
3	2'29.348	29.091	48.363	33.707	38.187	200.7							
4	2'31.997 *	29.069	50.341*	33.773	38.814	200.3							
5	2'28.157	29.314	47.416	33.370	38.057	204.9							
6	2'27.707	29.069	47.322	33.498	37.818	205.7							
unfinished	28.955	48.716				198.5							

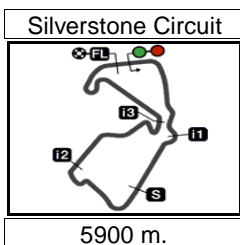
33rd **51** Holly HARRIS FHO Racing GBR

1	2'59.092	24.679	51.988	35.646	40.317	191.8							
2	2'35.848	31.675	50.020	34.509	39.644	195.6							
3	2'33.941	30.671	49.549	34.446	39.275	195.6							
4	2'33.188	30.334	49.146	34.351	39.357	194.9							
5	2'32.738	30.589	48.945	34.148	39.056	194.9							
6	2'44.509 P	30.957	49.799	35.184	48.569	194.2							
7	5'20.751	25.107	50.792	34.693	39.336	191.1							
8	2'33.392	31.119	49.349	34.242	38.682	194.9							
9	2'34.032	30.966	49.708	34.296	39.062	194.2							
10	2'33.204	30.554	49.315	34.187	39.148	194.2							
11	2'32.342	30.497	49.012	33.969	38.864	192.8							

Fastest Lap: Johnny GARNESSE MLav Visiontrack Aca GBR **2'20.898** 27.364 45.287 31.711 36.536

DORNA DATA PROCESSING TIMING SERVICE DORNA DATA PROCESSING TIMING SERVICE DORNA DATA PROCESSING TIMING SERVICE DORNA DATA PROCESSING TIMING SERVICE DORNA DATA PROCESSING TIMING SERVICE DORNA DATA PROCESSING TIMING SERVICE DORNA DATA PROCESSING TIMING SERVICE DORNA DATA PROCESSING TIMING SERVICE DORNA DATA PROCESSING TIMING SERVICE DORNA DATA PROCESSING TIMING SERVICE DORNA DATA PROCESSING TIMING SERVICE DORNA DATA PROCCESSS





Results and timing service provided by TISSOT

BTC

MotoGP British Grand Prix
Free Practice Nr. 2
Combined Free Practice Times

Rider	Nation	Team	MOTORCYCLE	FP1	FP2	Gap
1 57 J.GARNESS	GBR	MLav Visiontrack Academy	HONDA	2'22.073	6 2'20.898	4
2 15 H.CROSBY	GBR	Banks Racing	HONDA	2'22.494	11 2'21.714	7 0.816 0.816
3 52 E.BELFORD	GBR	City Lifting by RS Racing	HONDA	2'21.945	7 2'22.835	2 1.047 0.231
4 23 R.STEPHENSON	GBR	Rocket Racing	HONDA	2'24.426	11 2'22.076	7 1.178 0.131
5 43 R.HITCHCOCK	GBR	City Lifting by RS Racing	HONDA	2'23.965	8 2'22.252	5 1.354 0.176
6 74 C.BROWN	GBR	MLav Visiontrack Academy	HONDA	2'22.267	10 2'22.543	10 1.369 0.015
7 53 K.VEIJER	NED	Microlise Cresswell Racing	HONDA	2'22.694	13 2'22.459	12 1.561 0.192
8 29 L.BROWN	GBR	Amphibian Scaffolding / SP125	HONDA	2'23.399	13 2'22.601	13 1.703 0.142
9 4 S.MOUNSEY	GBR	Wilson Racing/J&S Accessories	HONDA	2'23.251	8 2'22.721	6 1.823 0.120
10 55 H.DESLOY	GBR	Microlise Cresswell Racing/Eastern Garage Ra	HONDA	2'23.916	6 2'23.076	3 2.178 0.355
11 84 M.RUISBROEK	GBR	Microlise Cresswell Racing	HONDA	2'23.506	10 2'23.212	5 2.314 0.136
12 40 J.CORREA	USA	Microlise Cresswell Racing	HONDA	2'23.614	12 2'23.218	10 2.320 0.006
13 9 B.STUART-CAMP	GBR	Team 151s-Lextek	HONDA	2'23.699	12 2'23.291	8 2.393 0.073
14 2 J.BANNISTER	GBR	Astro-JJR Racing	HONDA	2'24.236	8 2'23.405	4 2.507 0.114
15 61 H.MACKAY	GBR	Wilson Racing/Super Soco	HONDA	2'24.232	12 2'23.433	6 2.535 0.028
16 64 C.EDMUNDS	GBR	MJL Racing	HONDA	2'23.968	10 2'23.556	5 2.658 0.123
17 48 O.WALKER	GBR	SP125	HONDA	2'24.721	12 2'23.840	7 2.942 0.284
18 75 F.SUROWIAK	POL	MJL Racing	HONDA	2'25.257	12 2'23.938	11 3.040 0.098
19 79 H.MCCABE	GBR	MLav Visiontrack Academy	HONDA	2'25.250	7 2'24.032	12 3.134 0.094
20 65 A.ROWAN	GBR	Mortimer Racing/Victoria House Academy	HONDA	2'26.418	7 2'24.035	12 3.137 0.003
21 21 T.JEFFREY	GBR	ThorneyCroft56 Racing	HONDA	2'25.569	12 2'24.364	12 3.466 0.329
22 99 P.WILLIS	GBR	MLav Visiontrack Academy	HONDA	2'26.056	9 2'24.561	8 3.663 0.197
23 90 K.KELLY	GBR	Thorneycroft Racing	HONDA	2'25.853	7 2'25.036	2 4.138 0.475
24 71 D.GOODMAN	GBR	MLav Visiontrack Academy	HONDA	2'28.262	11 2'25.953	13 5.055 0.917
25 27 T.WILKINSON	GBR	RMB Racing	HONDA	2'29.937	7 2'26.418	6 5.520 0.465
26 76 C.HUNTINGFORD	GBR	WMS Mototechniks	HONDA	2'26.522	11 2'26.568	6 5.624 0.104
27 33 E.BANISH	USA	ThorneyCroft56 Racing	HONDA	2'27.817	11 2'26.930	7 6.032 0.408
28 70 O.HORNER	GBR	Mortimer Racing/Victoria House Academy	HONDA	2'27.722	11 2'27.022	9 6.124 0.092
29 5 M.JOHNSON	GBR	Team 151s-Lextek	HONDA	2'27.945	7 2'27.185	4 6.287 0.163
30 44 L.HILL	GBR	Ashcourt Racing	HONDA	2'31.304	8 2'27.456	10 6.558 0.271
31 28 A.DAVIDSON	GBR	Davidson/Pete Banks racing	HONDA	2'29.328	11 2'27.494	10 6.596 0.038
32 19 S.MCPHEE	GBR	SMP Racing	HONDA	2'29.061	10 2'27.707	6 6.809 0.213
33 51 H.HARRIS	GBR	FHO Racing	HONDA	2'33.519	8 2'32.342	11 11.444 4.635

Pole Position Record:		New track layout		
Best Race Lap:		New track layout		
All Time Lap Record:	2022	Johnny GARNESS	2'20.898	150.7 Km/h

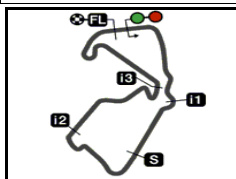
The results are provisional until the end of the limit for protest and appeals.

Time limit for protest expires 60' after publication of the results - Time:

DORNA DATA PROCESSING TIMING SERVICE DORNA DATA PROCESSING TIMING SERVICE DORNA DATA PROCESSING TIMING SERVICE DORNA DATA PROCESSING TIMING SERVICE DORNA DATA PROCESSING TIMING SERVICE DORNA DATA PROCESSING TIMING SERVICE DORNA DATA PROCESSING TIMING SERVICE DORNA DATA PROCESSING TIMING SERVICE DORNA DATA PROCESSING TIMING SERVICE DORNA DATA PROCESSING TIMING SERVICE DORNA DATA



Silverstone Circuit



5900 m.

Results and timing service provided by TISSOT

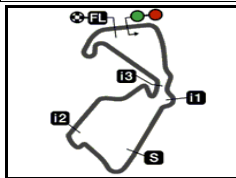
MotoGP British Grand Prix**Free Practice Nr. 2****Best Partial Times****BTC***IT* Ideal Lap Time, sum of the best partial times*BT* Best Lap Time

T1		T2		T3		T4				<i>IT</i>	<i>BT</i>	
Pos	Rider	Time	Rider	Time	Rider	Time	Rider	Time	Pos	Rider		
1	J.GARNESS	27.364	J.GARNESS	45.287	J.GARNESS	31.312	J.GARNESS	36.344	1	J.GARNESS	2'20.307	2'20.898 (1)
2	H.CROSBY	27.676	R.STEPHENSON	45.802	C.BROWN	31.486	H.CROSBY	36.445	2	H.CROSBY	2'21.528	2'21.714 (2)
3	R.HITCHCOCK	27.718	H.CROSBY	45.900	H.CROSBY	31.507	R.HITCHCOCK	36.489	3	R.STEPHENSON	2'21.977	2'22.076 (3)
4	R.STEPHENSON	27.778	C.BROWN	45.926	R.STEPHENSON	31.606	K.VEIJER	36.489	4	R.HITCHCOCK	2'22.039	2'22.252 (4)
5	E.BELFORD	27.791	E.BELFORD	45.995	K.VEIJER	31.646	S.MOUNSEY	36.512	5	C.BROWN	2'22.240	2'22.543 (6)
6	O.WALKER	27.838	S.MOUNSEY	46.033	R.HITCHCOCK	31.650	H.DESLOY	36.591	6	K.VEIJER	2'22.243	2'22.459 (5)
7	M.RUISBROEK	27.859	L.BROWN	46.072	L.BROWN	31.661	C.EDMUNDS	36.615	7	L.BROWN	2'22.271	2'22.601 (7)
8	L.BROWN	27.876	K.VEIJER	46.090	B.STUART-CAMP	31.670	L.BROWN	36.662	8	S.MOUNSEY	2'22.442	2'22.721 (8)
9	J.CORREA	27.889	M.RUISBROEK	46.118	H.DESLOY	31.771	O.WALKER	36.663	9	E.BELFORD	2'22.459	2'22.835 (9)
10	C.BROWN	27.986	H.MACKAY	46.174	J.CORREA	31.862	E.BELFORD	36.708	10	J.CORREA	2'22.729	2'23.218 (12)
11	K.VEIJER	28.018	F.SUROWIAK	46.177	S.MOUNSEY	31.873	J.CORREA	36.710	11	M.RUISBROEK	2'22.831	2'23.212 (11)
12	S.MOUNSEY	28.024	R.HITCHCOCK	46.182	J.BANNISTER	31.960	R.STEPHENSON	36.791	12	B.STUART-CA	2'22.968	2'23.291 (13)
13	H.MACKAY	28.031	J.BANNISTER	46.187	M.RUISBROEK	31.961	F.SUROWIAK	36.831	13	H.DESLOY	2'22.995	2'23.076 (10)
14	J.BANNISTER	28.032	C.EDMUNDS	46.246	E.BELFORD	31.965	C.BROWN	36.842	14	J.BANNISTER	2'23.046	2'23.405 (14)
15	C.EDMUNDS	28.034	J.CORREA	46.268	H.MACKAY	32.043	H.MCCABE	36.850	15	C.EDMUNDS	2'23.080	2'23.556 (16)
16	B.STUART-CAMP	28.123	B.STUART-CAMP	46.293	P.WILLIS	32.126	J.BANNISTER	36.867	16	H.MACKAY	2'23.156	2'23.433 (15)
17	A.ROWAN	28.182	H.DESLOY	46.325	A.ROWAN	32.176	B.STUART-CAMP	36.882	17	O.WALKER	2'23.168	2'23.840 (17)
18	T.JEFFREY	28.212	H.MCCABE	46.361	C.EDMUNDS	32.185	M.RUISBROEK	36.893	18	H.MCCABE	2'23.636	2'24.032 (19)
19	H.MCCABE	28.232	O.WALKER	46.466	H.MCCABE	32.193	A.ROWAN	36.895	19	F.SUROWIAK	2'23.830	2'23.938 (18)
20	H.DESLOY	28.308	K.KELLY	46.525	O.WALKER	32.201	H.MACKAY	36.908	20	A.ROWAN	2'23.913	2'24.035 (20)
21	P.WILLIS	28.344	A.ROWAN	46.660	F.SUROWIAK	32.237	T.JEFFREY	36.955	21	T.JEFFREY	2'24.204	2'24.364 (21)
22	K.KELLY	28.399	P.WILLIS	46.732	T.JEFFREY	32.265	P.WILLIS	37.003	22	P.WILLIS	2'24.205	2'24.561 (22)
23	D.GOODMAN	28.454	T.JEFFREY	46.772	K.KELLY	32.273	D.GOODMAN	37.262	23	K.KELLY	2'24.565	2'25.036 (23)
24	F.SUROWIAK	28.585	T.WILKINSON	47.149	D.GOODMAN	32.482	K.KELLY	37.368	24	D.GOODMAN	2'25.437	2'25.953 (24)

These data/results cannot be reproduced, stored and/or transmitted in whole or in part by any manner of electronic, mechanical, photocopying, recording, broadcasting or otherwise now known or herein after developed without the previous express consent by the copyright owner, except for reproduction in daily press and regular printed publications on sale to the public within 60 days of the event related to those data/results and always provided that copyright symbol appears together as follows below.
© DORNA, 2022



Silverstone Circuit



5900 m.

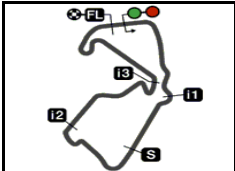
Results and timing service provided by TISSOT

MotoGP British Grand Prix**Free Practice Nr. 2****Best Partial Times****BTC***IT* Ideal Lap Time, sum of the best partial times*BT* Best Lap Time

T1		T2		T3		T4				<i>IT</i>	<i>BT</i>	
<i>Pos</i>	<i>Rider</i>	<i>Time</i>	<i>Rider</i>	<i>Time</i>	<i>Rider</i>	<i>Time</i>	<i>Rider</i>	<i>Time</i>	<i>Pos</i>	<i>Rider</i>		
25	T.WILKINSON	28.768	D.GOODMAN	47.239	O.HORNER	32.614	T.WILKINSON	37.404	25	T.WILKINSON	2'26.005	2'26.418 (25)
26	L.HILL	28.777	C.HUNTINGFOR	47.242	T.WILKINSON	32.684	O.HORNER	37.425	26	C.HUNTINGFO	2'26.424	2'26.568 (26)
27	M.JOHNSON	28.779	L.HILL	47.262	L.HILL	32.837	C.HUNTINGFOR	37.450	27	O.HORNER	2'26.436	2'27.022 (28)
28	E.BANISH	28.829	S.MCPHEE	47.322	C.HUNTINGFOR	32.861	E.BANISH	37.545	28	L.HILL	2'26.764	2'27.456 (30)
29	O.HORNER	28.870	M.JOHNSON	47.409	A.DAVIDSON	32.911	S.MCPHEE	37.818	29	E.BANISH	2'26.811	2'26.930 (27)
30	C.HUNTINGFOR	28.871	E.BANISH	47.523	E.BANISH	32.914	M.JOHNSON	37.826	30	M.JOHNSON	2'26.975	2'27.185 (29)
31	S.MCPHEE	28.955	O.HORNER	47.527	M.JOHNSON	32.961	L.HILL	37.888	31	A.DAVIDSON	2'27.413	2'27.494 (31)
32	A.DAVIDSON	28.975	A.DAVIDSON	47.591	S.MCPHEE	33.370	A.DAVIDSON	37.936	32	S.MCPHEE	2'27.465	2'27.707 (32)
33	H.HARRIS	30.334	H.HARRIS	48.945	H.HARRIS	33.969	H.HARRIS	38.682	33	H.HARRIS	2'31.930	2'32.342 (33)

These data/results cannot be reproduced, stored and/or transmitted in whole or in part by any manner of electronic, mechanical, photocopying, recording, broadcasting or otherwise now known or herein after developed without the previous express consent by the copyright owner, except for reproduction in daily press and regular printed publications on sale to the public within 60 days of the event related to those data/results and always provided that copyright symbol appears together as follows below.
© DORNA, 2022





5900 m.

MotoGP British Grand Prix
Free Practice Nr. 2
Fastest Laps Sequence

<i>Practice Time</i>	<i>Rider</i>	<i>Nation</i>	<i>Motorcycle</i>	<i>Time</i>	<i>Km/h</i>	<i>Rider's Lap</i>
4'47.966	57 Johnny GARNESS	GBR	HONDA	2'21.698	149.8	2
7'09.619	57 Johnny GARNESS	GBR	HONDA	2'21.653	149.9	3
9'30.517	57 Johnny GARNESS	GBR	HONDA	2'20.898	150.7	4

