







## Free Practice Nr. 1

BTC

Lap	Lap Time	T1	T2	T3	T4	Speed	Lap	Lap Time	T1	T2	T3	T4	Speed					
<b>7th</b>	<b>29</b>	<b>Lucas BROWN</b>					Amphibian Scaffolding GBR	8	<b>2'26.548</b>	29.367	47.581	32.330	37.270	201.4				
							9	<b>2'24.588</b>	28.254	46.690	32.093	37.551	198.5					
1	2'35.536	22.703	49.188	33.383	38.512	196.0	10	<b>2'27.190</b>	28.285	48.244	32.766	37.895	198.5					
2	<b>2'27.513</b>	28.986	47.489	33.116	37.922	198.5	11	<b>2'24.371</b>	28.276	46.784	32.068	37.243	201.8					
3	2'25.572 *	28.752	47.131*	32.433	37.256	198.1	12	<b>2'23.699</b>	<b>28.151</b>	<b>46.364</b>	<b>31.870</b>	37.314	202.2					
4	<b>2'25.420</b>	28.359	47.396	32.176	37.489	199.2	13	2'45.317 P	29.607	47.818	35.371	52.521	198.5					
5	<b>2'26.221</b>	28.869	47.259	32.659	37.434	199.2	<b>11th 55 Harrison DESOY</b> Microlise Cresswell R GBR											
6	<b>2'24.984</b>	29.035	46.592	32.074	37.283	201.4	1	2'41.973 *	23.914	50.120*	33.629	37.977	196.7					
7	2'24.616 *	28.37 *	46.784	32.201	37.260	203.7	2	<b>2'34.126</b>	<b>28.844</b>	<b>47.751</b>	<b>32.342</b>	<b>45.189</b>	<b>203.0</b>					
8	<b>2'24.003</b>	28.069	46.436	32.214	37.284	203.7	3	15'34.646 *	24.19 *	49.175*	32.674	37.910	197.0					
9	<b>2'33.303</b>	29.875	48.117	34.207	41.104	192.1	4	<b>2'26.276</b>	28.517	47.432	32.625	37.702	<b>204.5</b>					
10	<b>2'23.759</b>	<b>28.048</b>	46.633	32.083	36.995	197.8	5	<b>2'24.037</b>	<b>28.237</b>	46.963	31.830	37.007	197.8					
11	<b>2'28.187</b>	28.230	47.659	32.286	40.012	199.2	6	<b>2'23.916</b>	28.544	<b>46.688</b>	<b>31.732</b>	<b>36.952</b>	199.6					
12	<b>2'24.560</b>	28.256	47.092	<b>32.073</b>	37.139	203.7	<b>12th 43 Ryan HITCHCOCK</b> City Lifting by RS Raci GBR											
13	<b>2'23.399</b>	28.402	<b>46.213</b>	32.111	<b>36.673</b>	<b>205.7</b>	1	2'41.227 *	24.732	49.518*	33.769	38.481	196.3					
<b>8th 84 Matthew RUISBROE</b> Microlise Cresswell R GBR							2	<b>2'28.326</b>	29.338	48.246	33.107	37.635	203.0					
1	2'48.440	25.629	51.256	34.646	38.628	193.5	3	<b>2'26.632</b>	28.970	47.828	32.502	37.332	196.3					
2	<b>2'27.783</b>	29.366	47.735	32.875	37.807	204.5	4	<b>2'25.637</b>	28.685	47.274	32.392	37.286	195.2					
3	<b>2'25.728</b>	28.331	47.156	32.671	37.570	197.8	5	<b>2'25.419</b>	28.569	47.401	32.346	37.103	196.7					
4	<b>2'24.366</b>	28.034	47.093	32.159	37.080	196.0	6	<b>2'25.274</b>	28.803	46.898	32.472	37.101	197.0					
5	<b>2'24.581</b>	28.176	47.031	32.342	37.032	199.6	7	<b>2'24.739</b>	28.344	46.765	32.620	37.010	199.2					
6	<b>2'24.393</b>	28.206	46.789	32.397	37.001	199.2	8	<b>2'23.965</b>	<b>28.181</b>	46.715	32.201	36.868	202.6					
7	2'24.483 *	28.085	46.483*	33.112*	36.803	201.8	9	<b>2'24.782</b>	28.334	46.910	32.300	37.238	198.5					
8	<b>2'23.688</b>	<b>27.829</b>	46.578	32.301	36.980	202.6	10	2'24.989 *	28.319	46.675	32.287	37.708*	198.1					
9	<b>2'24.232</b>	28.277	46.846	<b>31.947</b>	37.162	201.1	11	<b>2'25.186</b>	28.761	46.912	<b>32.189</b>	37.324	<b>204.5</b>					
10	<b>2'23.506</b>	27.991	<b>46.449</b>	32.110	36.956	201.4	12	<b>2'25.235</b>	28.297	46.744	32.484	37.710	200.7					
11	<b>2'27.707</b>	28.291	46.708	34.513	38.195	207.6	13	<b>2'23.972</b>	28.276	<b>46.634</b>	32.281	<b>36.781</b>	200.7					
12	<b>2'24.821</b>	28.769	46.928	32.173	36.951	<b>210.1</b>	<b>13th 64 Clayton EDMUNDS</b> MJL Racing GBR											
13	<b>2'23.574</b>	28.240	46.598	32.166	<b>36.570</b>	200.0	1	2'51.097	25.187	50.756	34.973	39.542	201.1					
<b>9th 40 Julian CORREA</b> Microlise Cresswell R USA							2	<b>2'30.027</b>	29.349	48.655	33.790	38.233	206.1					
1	2'36.560	22.853	49.217	33.649	38.501	197.0	3	<b>2'28.144</b>	29.328	48.204	32.817	37.795	203.3					
2	<b>2'27.000</b>	28.823	47.384	32.998	37.795	200.7	4	<b>2'27.788</b>	28.710	47.931	32.978	38.169	198.8					
3	<b>2'25.241</b>	28.494	46.695	32.441	37.611	<b>203.3</b>	5	2'30.013 *	29.50 *	47.997	35.024	37.489	199.6					
4	<b>2'25.358</b>	28.399	47.002	32.513	37.444	197.4	6	<b>2'25.407</b>	<b>28.119</b>	47.149	32.648	37.491	204.1					
5	<b>2'26.206</b>	28.897	47.508	32.799	37.002	200.0	7	<b>2'24.232</b>	28.371	46.459	32.486	36.916	204.9					
6	<b>2'24.952</b>	28.766	46.637	32.576	<b>36.973</b>	200.0	8	2'32.472 P	28.341	46.687	<b>32.155</b>	45.289	208.4					
7	<b>2'24.194</b>	28.094	46.718	32.304	37.078	198.8	9	4'26.475	23.069	47.025	32.252	36.871	201.8					
8	2'49.023 P	28.061	46.687*	37.201*	57.074	201.1	10	<b>2'23.968</b>	28.286	46.443	32.268	36.971	206.1					
9	4'48.467	21.472	47.685	32.966	37.555	198.8	11	<b>2'24.800</b>	28.418	47.188	32.626	<b>36.568</b>	<b>214.7</b>					
10	<b>2'24.720</b>	28.299	46.844	32.335	37.242	200.7	12	<b>2'24.122</b>	28.284	<b>46.441</b>	32.672	36.725	207.2					
11	2'24.223 *	28.117	46.572	32.315	37.219*	200.0	<b>14th 61 Harrison MACKAY</b> Wilson Racing/Super GBR											
12	<b>2'23.614</b>	<b>28.037</b>	<b>46.472</b>	<b>32.026</b>	37.079	201.1	1	2'37.560	23.074	49.856	33.622	37.669	198.5					
<b>10th 9 Bailey STUART-CA</b> Team 151s-Lextek GBR							2	<b>2'26.230</b>	29.057	47.253	32.812	37.108	<b>205.3</b>					
1	2'52.170	24.212	50.466	34.127	39.470	201.8	3	<b>2'25.151</b>	28.814	46.901	32.272	37.164	203.7					
2	<b>2'28.833</b>	29.300	47.775	33.357	38.401	<b>205.7</b>	4	<b>2'25.159</b>	28.617	47.071	32.282	37.189	203.0					
3	<b>2'28.159</b>	29.175	48.096	32.712	38.176	196.3	5	<b>2'25.986</b>	28.596	47.350	32.485	37.555	199.2					
4	2'29.009 *	29.258	48.446*	32.522	38.783	196.3	6	<b>2'25.564</b>	28.880	47.438	32.308	<b>36.938</b>	200.3					
5	<b>2'26.947</b>	28.974	47.713	32.472	37.788	203.0	7	2'33.800 P	28.596	47.486	32.534	45.184	202.2					
6	<b>2'24.944</b>	28.304	47.230	32.053	37.357	198.5	<b>Fastest Lap:</b> Evan BELFORD City Lifting by RS Raci GBR <b>2'21.945</b> 27.637 45.836 31.949 36.523											
7	<b>2'24.098</b>	28.299	46.519	32.125	<b>37.155</b>	200.0	DORNA DATA PROCESSING TIMING SERVICE DORNA DATA PROCESSING TIMING SERVICE DORNA DATA PROCESSING TIMING SERVICE DORNA DATA PROCESSING TIMING SERVICE DORNA DATA PROCESSING TIMING SERVICE DORNA DATA PROCESSING TIMING SERVICE DORNA DATA PROCESSING TIMING SERVICE DORNA DATA PROCESSES											

**Fastest Lap:** Evan BELFORD City Lifting by RS Raci GBR **2'21.945** 27.637 45.836 31.949 36.523

DORNA DATA PROCESSING TIMING SERVICE DORNA DATA PROCESSING TIMING SERVICE DORNA DATA PROCESSING TIMING SERVICE DORNA DATA PROCESSING TIMING SERVICE DORNA DATA PROCESSING TIMING SERVICE DORNA DATA PROCESSING TIMING SERVICE DORNA DATA PROCESSES

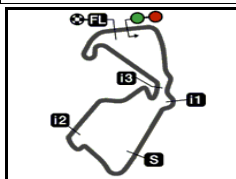








Silverstone Circuit



5900 m.

Results and timing service provided by TISSOT

**MotoGP British Grand Prix****Free Practice Nr. 1****Best Partial Times****BTC***IT* Ideal Lap Time, sum of the best partial times*BT* Best Lap Time

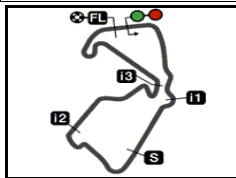
<b>T1</b>		<b>T2</b>		<b>T3</b>		<b>T4</b>				<i>IT</i>	<i>BT</i>	
Pos	Rider	Time	Rider	Time	Rider	Time	Rider	Time	Pos	Rider		
1	J.GARNESS	27.355	J.GARNESS	45.166	J.GARNESS	31.398	J.GARNESS	36.209	1	<b>J.GARNESS</b>	2'20.128	2'22.073 (2)
2	<b>E.BELFORD</b>	<b>27.637</b>	<b>C.BROWN</b>	<b>45.632</b>	<b>C.BROWN</b>	<b>31.556</b>	<b>E.BELFORD</b>	<b>36.515</b>	2	<b>E.BELFORD</b>	2'21.841	2'21.945 (1)
3	M.RUISBROEK	27.829	E.BELFORD	45.836	H.DESSOY	31.732	K.VEIJER	36.541	3	<b>C.BROWN</b>	2'21.950	2'22.267 (3)
4	<b>H.CROSBY</b>	<b>27.892</b>	<b>K.VEIJER</b>	<b>45.911</b>	<b>K.VEIJER</b>	<b>31.740</b>	<b>C.EDMUNDS</b>	<b>36.568</b>	4	<b>K.VEIJER</b>	2'22.330	2'22.694 (5)
5	C.BROWN	27.900	H.CROSBY	46.079	H.CROSBY	31.804	M.RUISBROEK	36.570	5	<b>H.CROSBY</b>	2'22.494	2'22.494 (4)
6	<b>S.MOUNSEY</b>	<b>27.989</b>	<b>S.MOUNSEY</b>	<b>46.210</b>	<b>E.BELFORD</b>	<b>31.853</b>	<b>L.BROWN</b>	<b>36.673</b>	6	<b>M.RUISBROEK</b>	2'22.795	2'23.506 (8)
7	J.BANNISTER	28.005	L.BROWN	46.213	B.STUART-CAMP	31.870	O.WALKER	36.700	7	<b>S.MOUNSEY</b>	2'22.989	2'23.251 (6)
8	<b>O.WALKER</b>	<b>28.015</b>	<b>R.STEPHENSON</b>	<b>46.314</b>	<b>M.RUISBROEK</b>	<b>31.947</b>	<b>H.CROSBY</b>	<b>36.719</b>	8	<b>L.BROWN</b>	2'23.007	2'23.399 (7)
9	J.CORREA	28.037	B.STUART-CAMP	46.364	S.MOUNSEY	31.973	R.HITCHCOCK	36.781	9	<b>C.EDMUNDS</b>	2'23.283	2'23.968 (13)
10	<b>L.BROWN</b>	<b>28.048</b>	<b>C.EDMUNDS</b>	<b>46.441</b>	<b>R.STEPHENSON</b>	<b>32.022</b>	<b>S.MOUNSEY</b>	<b>36.817</b>	10	<b>J.CORREA</b>	2'23.508	2'23.614 (9)
11	C.EDMUNDS	28.119	M.RUISBROEK	46.449	J.CORREA	32.026	C.BROWN	36.862	11	<b>B.STUART-CA</b>	2'23.540	2'23.699 (10)
12	<b>K.VEIJER</b>	<b>28.138</b>	<b>J.CORREA</b>	<b>46.472</b>	<b>L.BROWN</b>	<b>32.073</b>	<b>H.MACKAY</b>	<b>36.938</b>	12	<b>H.DESSOY</b>	2'23.609	2'23.916 (11)
13	B.STUART-CAMP	28.151	J.BANNISTER	46.558	H.MACKAY	32.141	H.DESSOY	36.952	13	<b>O.WALKER</b>	2'23.748	2'24.721 (17)
14	<b>R.HITCHCOCK</b>	<b>28.181</b>	<b>H.MACKAY</b>	<b>46.623</b>	<b>C.EDMUNDS</b>	<b>32.155</b>	<b>J.CORREA</b>	<b>36.973</b>	14	<b>R.HITCHCOCK</b>	2'23.785	2'23.965 (12)
15	R.STEPHENSON	28.203	R.HITCHCOCK	46.634	R.HITCHCOCK	32.189	F.SUROWIAK	37.035	15	<b>J.BANNISTER</b>	2'23.943	2'24.236 (15)
16	<b>H.DESSOY</b>	<b>28.237</b>	<b>H.DESSOY</b>	<b>46.688</b>	<b>O.WALKER</b>	<b>32.206</b>	<b>J.BANNISTER</b>	<b>37.078</b>	16	<b>H.MACKAY</b>	2'24.134	2'24.232 (14)
17	A.ROWAN	28.321	H.MCCABE	46.737	J.BANNISTER	32.302	H.MCCABE	37.141	17	<b>R.STEPHENSON</b>	2'24.147	2'24.426 (16)
18	<b>T.JEFFREY</b>	<b>28.418</b>	<b>F.SUROWIAK</b>	<b>46.794</b>	<b>T.JEFFREY</b>	<b>32.347</b>	<b>B.STUART-CAMP</b>	<b>37.155</b>	18	<b>T.JEFFREY</b>	2'25.038	2'25.569 (20)
19	H.MACKAY	28.432	O.WALKER	46.827	P.WILLIS	32.530	T.JEFFREY	37.208	19	<b>H.MCCABE</b>	2'25.239	2'25.250 (18)
20	<b>H.MCCABE</b>	<b>28.560</b>	<b>K.KELLY</b>	<b>46.963</b>	<b>K.KELLY</b>	<b>32.552</b>	<b>P.WILLIS</b>	<b>37.265</b>	20	<b>F.SUROWIAK</b>	2'25.257	2'25.257 (19)
21	P.WILLIS	28.568	T.JEFFREY	47.065	F.SUROWIAK	32.586	C.HUNTINGFOR	37.272	21	<b>K.KELLY</b>	2'25.706	2'25.853 (21)
22	<b>K.KELLY</b>	<b>28.656</b>	<b>C.HUNTINGFOR</b>	<b>47.113</b>	<b>C.HUNTINGFOR</b>	<b>32.768</b>	<b>O.HORNER</b>	<b>37.499</b>	22	<b>P.WILLIS</b>	2'25.771	2'26.056 (22)
23	F.SUROWIAK	28.842	A.ROWAN	47.308	H.MCCABE	32.801	K.KELLY	37.535	23	<b>C.HUNTINGFO</b>	2'26.185	2'26.522 (24)
24	<b>E.BANISH</b>	<b>28.940</b>	<b>P.WILLIS</b>	<b>47.408</b>	<b>A.ROWAN</b>	<b>32.816</b>	<b>R.STEPHENSON</b>	<b>37.608</b>	24	<b>A.ROWAN</b>	2'26.229	2'26.418 (23)

These data/results cannot be reproduced, stored and/or transmitted in whole or in part by any manner of electronic, mechanical, photocopying, recording, broadcasting or otherwise now known or herein after developed without the previous express consent by the copyright owner, except for reproduction in daily press and regular printed publications on sale to the public within 60 days of the event related to those data/results and always provided that copyright symbol appears together as follows below.  
© DORNA, 2022





Silverstone Circuit



5900 m.

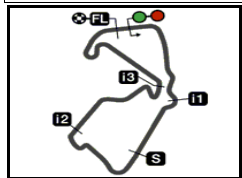
Results and timing service provided by TISSOT

**MotoGP British Grand Prix****Free Practice Nr. 1****Best Partial Times****BTC***IT* Ideal Lap Time, sum of the best partial times*BT* Best Lap Time

		<b>T1</b>		<b>T2</b>		<b>T3</b>		<b>T4</b>					
<i>Pos</i>	<i>Rider</i>	<i>Time</i>	<i>Rider</i>	<i>Time</i>	<i>Rider</i>	<i>Time</i>	<i>Rider</i>	<i>Time</i>	<i>Rider</i>	<i>Pos</i>	<i>Rider</i>	<i>IT</i>	<i>BT</i>
	25.S.MCPHEE	28.976	M.JOHNSON	47.441	E.BANISH	32.921	A.ROWAN	37.784		25	<b>M.JOHNSON</b>	2'27.498	2'27.945 (27)
	<b>26M.JOHNSON</b>	<b>29.004</b>	<b>D.GOODMAN</b>	<b>47.515</b>	<b>O.HORNER</b>	<b>33.031</b>	<b>E.BANISH</b>	<b>37.964</b>		26	<b>O.HORNER</b>	2'27.662	2'27.722 (25)
	27D.GOODMAN	29.017	O.HORNER	47.782	M.JOHNSON	33.050	M.JOHNSON	38.003		27	<b>D.GOODMAN</b>	2'27.688	2'28.262 (28)
	<b>28C.HUNTINGFOR</b>	<b>29.032</b>	<b>E.BANISH</b>	<b>47.947</b>	<b>D.GOODMAN</b>	<b>33.128</b>	<b>D.GOODMAN</b>	<b>38.028</b>		28	<b>E.BANISH</b>	2'27.772	2'27.817 (26)
	29O.HORNER	29.350	T.WILKINSON	47.955	T.WILKINSON	33.308	S.MCPHEE	38.031		29	<b>S.MCPHEE</b>	2'28.806	2'29.061 (29)
	<b>30A.DAVIDSON</b>	<b>29.460</b>	<b>S.MCPHEE</b>	<b>48.029</b>	<b>A.DAVIDSON</b>	<b>33.394</b>	<b>T.WILKINSON</b>	<b>38.036</b>		30	<b>T.WILKINSON</b>	2'28.825	2'29.937 (31)
	31T.WILKINSON	29.526	A.DAVIDSON	48.075	H.HARRIS	33.759	A.DAVIDSON	38.193		31	<b>A.DAVIDSON</b>	2'29.122	2'29.328 (30)
	<b>32L.HILL</b>	<b>29.869</b>	<b>L.HILL</b>	<b>48.359</b>	<b>S.MCPHEE</b>	<b>33.770</b>	<b>L.HILL</b>	<b>38.816</b>		32	<b>L.HILL</b>	2'30.900	2'31.304 (32)
	33H.HARRIS	30.202	H.HARRIS	49.474	L.HILL	33.856	H.HARRIS	39.417		33	<b>H.HARRIS</b>	2'32.852	2'33.519 (33)

These data/results cannot be reproduced, stored and/or transmitted in whole or in part by any manner of electronic, mechanical, photocopying, recording, broadcasting or otherwise now known or herein after developed without the previous express consent by the copyright owner, except for reproduction in daily press and regular printed publications on sale to the public within 60 days of the event related to those data/results and always provided that copyright symbol appears together as follows below.  
© DORNA, 2022






## MotoGP British Grand Prix

### Free Practice Nr. 1

### Fastest Laps Sequence

<i>Practice Time</i>	 <i>Rider</i>	<i>Nation</i>	<i>Motorcycle</i>	<i>Time</i>	<i>Km/h</i>	<i>Rider's Lap</i>
<b>5'02.626</b>	74 <b>Carter BROWN</b>	GBR	HONDA	<b>2'25.860</b>	145.6	2
<b>5'13.967</b>	57 <b>Johnny GARNES</b>	GBR	HONDA	<b>2'24.173</b>	147.3	2
<b>7'36.281</b>	57 <b>Johnny GARNES</b>	GBR	HONDA	<b>2'22.314</b>	149.2	3
<b>14'42.610</b>	57 <b>Johnny GARNES</b>	GBR	HONDA	<b>2'22.073</b>	149.5	6
<b>20'22.973</b>	52 <b>Evan BELFORD</b>	GBR	HONDA	<b>2'21.945</b>	149.6	7