



BLAST IN THE PARK

Oulton Park International Circuit

14th May 2011



Results Provided by Timing Solutions Ltd
www.tsl-timing.com

GT Cup Championship

QUALIFYING - RACE 1 - CLASSIFICATION

POS	NO	CL	NAME	ENTRY	TIME	ON	LAPS	GAP	DIFF	MPH
1	66	1	David TOMLIN	Ferrari 430	1:54.322	7	8			84.77
2	87	1	Alex MARTIN	Porsche 997 GT3	1:54.345	5	6	0.023	0.023	84.75
3	6	1	Andy RUHAN	Porsche 997 GT3	1:55.171	5	6	0.849	0.826	84.14
4	28	1	Toby TARRANT-WILLIS	Ferrari 430 GTC	1:56.120	6	7	1.798	0.949	83.45
5	45	2	Benjamin HARVEY	KTM Xbow GT4	1:57.173	6	7	2.851	1.053	82.70
6	78	1	Danny WINSTANLEY	TVR Sagaris	1:57.396	7	7	3.074	0.223	82.55
7	14	1	Don GRICE	BMW M3 GTR V8	1:57.576	7	7	3.254	0.180	82.42
8	31	1	Michael SYMONS	BMW GTR E46	1:58.139	6	7	3.817	0.563	82.03
9	7	2	Tom ANDREW	Morgan Aero 8GT	1:58.155	7	7	3.833	0.016	82.02
10	19	3	Mark RADCLIFFE	BMW M3	1:59.130	5	6	4.808	0.975	81.35
11	15	2	Colin BROSTER	Porsche 996 GT3	2:00.038	7	7	5.716	0.908	80.73
12	99	1	Michael SAUNDERS	TVR Cerbera	2:01.200	7	7	6.878	1.162	79.96
13	16	2	Colin SIMPSON	Marcos Mantis	2:01.941	6	7	7.619	0.741	79.47
14	57	2	Francis GALASHAN	Porsche 996 GT3	2:03.124	6	7	8.802	1.183	78.71
15	9	3	Adam HAYES	BMW E46 M3	2:04.398	4	6	10.076	1.274	77.90
16	29	2	David HATHAWAY	Ferrari 360 CH	2:07.032	5	7	12.710	2.634	76.29
17	37	3	Barclay DOUGAL	BMW E46	2:07.454	3	6	13.132	0.422	76.03
18	49	1	Rupert MARTIN	Ferrari 430 GTC	2:07.456	6	6	13.134	0.002	76.03
19	17	2	Sean WINDER	Ferrari 360 GTC	2:10.392	5	7	16.070	2.936	74.32
20	53	3	Andy YOOL	Chevron GR8		0	3			
21	88	1	Leon PRICE	Ferrari 430 GTC		0	2			

Weather / Track : Cloudy / Damp
 These results are provisional until the conclusion of any judicial and technical matters.

Oulton Park International
 Circuit Length = 2.6920 miles
 Start: 08:30 End: 08:48

Clerk of Course :		Timekeeper :
-------------------	--	--------------

GT Cup Championship

QUALIFYING - RACE 1 - LAP ANALYSIS

6	Andy RUHAN		1 Porsche 997 GT3				
1 -	2:12.191	+ 17.020	8:32:17.365	4 -	1:56.201	+ 1.030	8:38:07.935
2 -	1:57.340	+ 2.169	8:34:14.705	5 -	1:55.171		8:40:03.106
3 -	1:57.029	+ 1.858	8:36:11.734	6 -	2:07.572 P	+ 12.401	8:42:10.678
7	Tom ANDREW		2 Morgan Aero 8GT				
1 -	2:20.192	+ 22.037	8:33:09.304	5 -	2:02.536	+ 4.381	8:41:29.517
2 -	2:09.589	+ 11.434	8:35:18.893	6 -	1:59.579	+ 1.424	8:43:29.096
3 -	2:04.712	+ 6.557	8:37:23.605	7 -	1:58.155		8:45:27.251
4 -	2:03.376	+ 5.221	8:39:26.981				
9	Adam HAYES		3 BMW E46 M3				
1 -	2:21.696	+ 17.298	8:33:08.163	4 -	2:04.398		8:39:25.266
2 -	2:07.695	+ 3.297	8:35:15.858	5 -	2:19.495 P	+ 15.097	8:41:44.761
3 -	2:05.010	+ 0.612	8:37:20.868	6 -	3:51.568	+ 1:47.170	8:45:36.329
14	Don GRICE		1 BMW M3 GTR V8				
1 -	2:18.081	+ 20.505	8:33:11.332	5 -	2:03.218	+ 5.642	8:41:31.599
2 -	2:11.046	+ 13.470	8:35:22.378	6 -	1:58.678	+ 1.102	8:43:30.277
3 -	2:03.221	+ 5.645	8:37:25.599	7 -	1:57.576		8:45:27.853
4 -	2:02.782	+ 5.206	8:39:28.381				
15	Colin BROSTER		2 Porsche 996 GT3				
1 -	2:16.764	+ 16.726	8:33:14.608	5 -	2:01.364	+ 1.326	8:41:34.500
2 -	2:11.427	+ 11.389	8:35:26.035	6 -	2:00.509	+ 0.471	8:43:35.009
3 -	2:03.602	+ 3.564	8:37:29.637	7 -	2:00.038		8:45:35.047
4 -	2:03.499	+ 3.461	8:39:33.136				
16	Colin SIMPSON		2 Marcos Mantis				
1 -	2:14.324	+ 12.383	8:32:26.958	5 -	2:05.851	+ 3.910	8:40:46.800
2 -	2:04.525	+ 2.584	8:34:31.483	6 -	2:01.941		8:42:48.741
3 -	2:04.918	+ 2.977	8:36:36.401	7 -	2:03.360	+ 1.419	8:44:52.101
4 -	2:04.548	+ 2.607	8:38:40.949				
17	Sean WINDER		2 Ferrari 360 GTC				
1 -	2:20.461	+ 10.069	8:32:28.382	5 -	2:10.392		8:41:23.648
2 -	2:18.155	+ 7.763	8:34:46.537	6 -	2:23.424	+ 13.032	8:43:47.072
3 -	2:14.890	+ 4.498	8:37:01.427	7 -	2:12.907	+ 2.515	8:45:59.979
4 -	2:11.829	+ 1.437	8:39:13.256				
19	Mark RADCLIFFE		3 BMW M3				
1 -	2:18.779	+ 19.649	8:32:48.948	4 -	1:59.737	+ 0.607	8:38:48.753
2 -	1:59.992	+ 0.862	8:34:48.940	5 -	1:59.130		8:40:47.883
3 -	2:00.076	+ 0.946	8:36:49.016	6 -	2:11.224 P	+ 12.094	8:42:59.107
28	Toby TARRANT-WILLIS		1 Ferrari 430 GTC				
1 -	2:13.692	+ 17.572	8:32:35.926	5 -	2:20.301	+ 24.181	8:41:01.033
2 -	2:03.604	+ 7.484	8:34:39.530	6 -	1:56.120		8:42:57.153
3 -	2:01.921	+ 5.801	8:36:41.451	7 -	1:57.456	+ 1.336	8:44:54.609
4 -	1:59.281	+ 3.161	8:38:40.732				
29	David HATHAWAY		2 Ferrari 360 CH				
1 -	2:21.162	+ 14.130	8:32:56.491	5 -	2:07.032		8:41:29.204
2 -	2:09.053	+ 2.021	8:35:05.544	6 -	2:14.296	+ 7.264	8:43:43.500
3 -	2:09.045	+ 2.013	8:37:14.589	7 -	2:08.087	+ 1.055	8:45:51.587
4 -	2:07.583	+ 0.551	8:39:22.172				
31	Michael SYMONS		1 BMW GTR E46				
1 -	2:16.758	+ 18.619	8:32:44.582	5 -	3:06.450	+ 1:08.311	8:42:01.244
2 -	2:02.095	+ 3.956	8:34:46.677	6 -	1:58.139		8:43:59.383
3 -	2:00.493	+ 2.354	8:36:47.170	7 -	2:01.970	+ 3.831	8:46:01.353

Weather / Track : Cloudy / Damp

Oulton Park International
Circuit Length = 2.6920 miles
Start: 08:30 End: 08:48

GT Cup Championship

QUALIFYING - RACE 1 - LAP ANALYSIS

4 -	2:07.624 P	+ 9.485	8:38:54.794			
37	Barclay DOUGAL		3 BMW E46			
1 -	2:19.912	+ 12.458	8:32:53.439	4 -	2:18.099 P	+ 10.645
2 -	2:14.193	+ 6.739	8:35:07.632	5 -	3:12.279	+ 1:04.825
3 -	2:07.454		8:37:15.086	6 -	2:07.612	+ 0.158
8:39:33.185				8:42:45.464		
8:44:53.076						
45	Benjamin HARVEY		2 KTM Xbow GT4			
1 -	2:15.517	+ 18.344	8:33:19.545	5 -	2:01.036	+ 3.863
2 -	2:05.531	+ 8.358	8:35:25.076	6 -	1:57.173	
3 -	2:00.608	+ 3.435	8:37:25.684	7 -	1:57.207	+ 0.034
4 -	2:00.166	+ 2.993	8:39:25.850			
8:41:26.886				8:43:24.059		
8:45:21.266						
49	Rupert MARTIN		1 Ferrari 430 GTC			
1 -	2:45.682	+ 38.226	8:33:03.388	4 -	2:08.476	+ 1.020
2 -	2:40.630 P	+ 33.174	8:35:44.018	5 -	2:07.580	+ 0.124
3 -	2:52.209	+ 44.753	8:38:36.227	6 -	2:07.456	
8:40:44.703				8:42:52.283		
8:44:59.739						
53	Andy YOOL		3 Chevron GR8			
1 -	2:20.431	∅ - 3:58:34.345	8:33:16.414	3 -	4:04.970 P	∅ - 3:56:49.806
2 -	2:30.104 P	∅ - 3:58:24.672	8:35:46.518			
8:39:51.488						
57	Francis GALASHAN		2 Porsche 996 GT3			
1 -	2:21.162	+ 18.038	8:33:04.680	5 -	2:03.255	+ 0.131
2 -	2:13.208	+ 10.084	8:35:17.888	6 -	2:03.124	
3 -	2:11.229	+ 8.105	8:37:29.117	7 -	2:03.146	+ 0.022
4 -	2:09.957	+ 6.833	8:39:39.074			
8:41:42.329				8:43:45.453		
8:45:48.599						
66	David TOMLIN		1 Ferrari 430			
1 -	2:15.332	+ 21.010	8:32:26.272	5 -	1:54.866	+ 0.544
2 -	1:57.605	+ 3.283	8:34:23.877	6 -	1:54.903	+ 0.581
3 -	1:56.841	+ 2.519	8:36:20.718	7 -	1:54.322	
4 -	1:56.840	+ 2.518	8:38:17.558	8 -	1:56.758	+ 2.436
8:40:12.424				8:42:07.327		
8:44:01.649				8:45:58.407		
78	Danny WINSTANLEY		1 TVR Sagaris			
1 -	2:19.397	+ 22.001	8:32:59.930	5 -	2:15.698 P	+ 18.302
2 -	2:06.101	+ 8.705	8:35:06.031	6 -	2:42.371	+ 44.975
3 -	2:02.695	+ 5.299	8:37:08.726	7 -	1:57.396	
4 -	2:01.099	+ 3.703	8:39:09.825			
8:41:25.523				8:44:07.894		
8:46:05.290						
87	Alex MARTIN		1 Porsche 997 GT3			
1 -	2:05.613	+ 11.268	8:32:19.415	4 -	1:54.763	+ 0.418
2 -	1:55.788	+ 1.443	8:34:15.203	5 -	1:54.345	
3 -	2:00.671	+ 6.326	8:36:15.874	6 -	1:59.850 P	+ 5.505
8:38:10.637				8:40:04.982		
8:42:04.832						
88	Leon PRICE		1 Ferrari 430 GTC			
1 -	2:14.377	∅ - 3:58:40.399	8:32:33.044	2 -	3:18.207 P	∅ - 3:57:36.569
8:35:51.251						
99	Michael SAUNDERS		1 TVR Cerbera			
1 -	2:20.771	+ 19.571	8:32:59.643	5 -	2:18.107	+ 16.907
2 -	2:10.246	+ 9.046	8:35:09.889	6 -	2:02.962	+ 1.762
3 -	2:06.162	+ 4.962	8:37:16.051	7 -	2:01.200	
4 -	2:06.548	+ 5.348	8:39:22.599			
8:41:40.706				8:43:43.668		
8:45:44.868						

Weather / Track : Cloudy / Damp

Oulton Park International
Circuit Length = 2.6920 miles
Start: 08:30 End: 08:48

GT Cup Championship

RACE 1 - GRID

ROW 11	0.000 88 Leon PRICE	
ROW 10	2:10.392 17 Sean WINDER	0.000 53 Andy YOOL
ROW 9	2:07.454 37 Barclay DOUGAL	2:07.456 49 Rupert MARTIN
ROW 8	2:04.398 9 Adam HAYES	2:07.032 29 David HATHAWAY
ROW 7	2:01.941 16 Colin SIMPSON	2:03.124 57 Francis GALASHAN
ROW 6	2:00.038 15 Colin BROSTER	2:01.200 99 Michael SAUNDERS
ROW 5	1:58.155 7 Tom ANDREW	1:59.130 19 Mark RADCLIFFE
ROW 4	1:57.576 14 Don GRICE	1:58.139 31 Michael SYMONS
ROW 3	1:57.173 45 Benjamin HARVEY	1:57.396 78 Danny WINSTANLEY
ROW 2	1:55.171 6 Andy RUHAN	1:56.120 28 Toby TARRANT-WILLIS
ROW 1	1:54.322 66 David TOMLIN	1:54.345 87 Alex MARTIN
Pole		
		


Oulton Park International
Circuit Length = 2.6920 miles

These results are provisional until the conclusion of any judicial and technical matters.

Clerk of Course :		Timekeeper :

GT Cup Championship

RACE 6 - GRID - AMENDED

ROW 10	0.000 88 Leon PRICE	
ROW 9	2:07.612 37 Barclay DOUGAL	2:11.829 17 Sean WINDER
ROW 8	2:07.580 49 Rupert MARTIN	2:07.583 29 David HATHAWAY
ROW 7	2:03.360 16 Colin SIMPSON	2:05.010 9 Adam HAYES
ROW 6	2:02.962 99 Michael SAUNDERS	2:03.146 57 Francis GALASHAN
ROW 5	2:00.509 15 Colin BROSTER	2:01.099 78 Danny WINSTANLEY
ROW 4	1:59.737 19 Mark RADCLIFFE	2:00.493 31 Michael SYMONS
ROW 3	1:58.678 14 Don GRICE	1:59.579 7 Tom ANDREW
ROW 2	1:57.207 45 Benjamin HARVEY	1:57.456 28 Toby TARRANT-WILLIS
ROW 1	1:54.866 66 David TOMLIN	1:56.201 6 Andy RUHAN
Pole		
		

Oulton Park International
Circuit Length = 2.6920 miles

These results are provisional until the conclusion of any judicial and technical matters.

Clerk of Course :		Timekeeper :
-------------------	--	--------------

GT Cup Championship

RACE 1 - CLASSIFICATION

POS	NO	CL	NAME	ENTRY	LAPS	TIME	GAP	DIFF	MPH	BEST	ON
1	78	1	Danny WINSTANLEY	TVR Sagaris	15	26:17.749			92.13	1:43.146	8
2	66	1	David TOMLIN	Ferrari 430	15	26:38.300	20.551	20.551	90.95	1:45.218	8
3	28	1	Toby TARRANT-WILLIS	Ferrari 430 GTC	15	26:38.499	20.750	0.199	90.94	1:45.479	9
4	6	1	Andy RUHAN	Porsche 997 GT3	15	26:39.469	21.720	0.970	90.88	1:45.229	6
5	99	1	Michael SAUNDERS	TVR Cerbera	15	26:40.218	22.469	0.749	90.84	1:44.860	3
6	31	1	Michael SYMONS	BMW GTR E46	15	26:54.097	36.348	13.879	90.06	1:45.961	10
7	15	2	Colin BROSTER	Porsche 996 GT3	15	27:18.992	1:01.243	24.895	88.69	1:46.229	13
8	7	2	Tom ANDREW	Morgan Aero 8GT	15	27:33.468	1:15.719	14.476	87.91	1:46.788	2
9	16	2	Colin SIMPSON	Marcos Mantis	15	27:36.133	1:18.384	2.665	87.77	1:48.029	9
10	53	3	Andy YOOL	Chevron GR8	15	27:36.464	1:18.715	0.331	87.75	1:47.116	11
11	37	3	Barclay DOUGAL	BMW E46	15	27:37.348	1:19.599	0.884	87.71	1:48.342	11
12	49	1	Rupert MARTIN	Ferrari 430 GTC	15	27:37.408	1:19.659	0.060	87.70	1:48.337	14
13	17	2	Sean WINDER	Ferrari 360 GTC	15	27:48.519	1:30.770	11.111	87.12	1:48.198	10
14	57	2	Francis GALASHAN	Porsche 996 GT3	15	27:49.168	1:31.419	0.649	87.09	1:48.605	8
15	9	3	Adam HAYES	BMW E46 M3	15	28:00.544	1:42.795	11.376	86.50	1:49.553	6
16	29	2	David HATHAWAY	Ferrari 360 CH	14	27:13.852	1 lap	1 lap	83.04	1:54.860	13
NOT CLASSIFIED											
DNF	87	1	Alex MARTIN	Porsche 997 GT3	14	24:22.483	1 lap		92.77	1:42.669	5
DNF	19	3	Mark RADCLIFFE	BMW M3	14	25:51.277	1 lap	1:28.794	87.46	1:49.077	13
DNF	14	1	Don GRICE	BMW M3 GTR V8	13	23:07.606	2 laps	1 lap	90.79	1:44.378	6
DNF	45	2	Benjamin HARVEY	KTM Xbow GT4	13	24:17.826	2 laps	1:10.220	86.42	1:48.745	3
FASTEST LAP											
87	1	Alex MARTIN	Porsche 997 GT3	5	1:42.669			94.39 mph	151.91 kph		
15	2	Colin BROSTER	Porsche 996 GT3	13	1:46.229			91.23 mph	146.82 kph		
53	3	Andy YOOL	Chevron GR8	11	1:47.116			90.47 mph	145.60 kph		

Weather / Track : Cloudy / Dry

These results are provisional until the conclusion of any judicial and technical matters.

Oulton Park International
Circuit Length = 2.6920 miles
Start: 11:26 End: 11:55

Clerk of Course :	Timekeeper :
-------------------	--------------

GT Cup Championship

RACE 1 - LAP CHART

Lap 1			Lap 2			Lap 3			Lap 4			Lap 5		
No	Behind	Laptime	No	Behind	Laptime	No	Behind	Laptime	No	Behind	Laptime	No	Behind	Laptime
66		1:51.034	87		1:43.759	87		1:42.982	87		1:42.983	87		1:42.669
87	0.007	1:51.041	66	2.624	1:46.390	66	6.048	1:46.406	66	9.297	1:46.232	66	12.298	1:45.670
28	1.383	1:52.417	28	3.596	1:45.979	28	6.756	1:46.142	28	9.917	1:46.144	28	12.759	1:45.511
6	1.873	1:52.907	6	3.945	1:45.838	6	7.283	1:46.320	78	10.333	1:45.911	78	13.011	1:45.347
78	2.043	1:53.077	78	4.096	1:45.819	78	7.405	1:46.291	6	10.444	1:46.144	6	13.866	1:46.091
31	3.985	1:55.019	14	6.012	1:45.703	14	8.401	1:45.371	14	12.552	1:47.134	14	15.876	1:45.993
14	4.075	1:55.109	31	8.174	1:47.955	99	10.227	1:44.860	99	13.111	1:45.867	99	16.307	1:45.865
99	4.992	1:56.026	99	8.349	1:47.123	31	12.833	1:47.641	31	17.495	1:47.645	31	22.641	1:47.815
19	7.542	1:58.576	7	10.903	1:46.788	7	14.990	1:47.069	7	21.031	1:49.024	7	26.350	1:47.988
45	7.603	1:58.637	45	14.993	1:51.156	45	20.756	1:48.745	45	26.680	1:48.907	45	33.318	1:49.307
7	7.881	1:58.915	19	15.087	1:51.311	19	23.415	1:51.310	16	30.008	1:49.091	16	36.460	1:49.121
16	8.755	1:59.789	16	16.298	1:51.309	16	23.900	1:50.584	15	30.890	1:48.618	15	36.907	1:48.686
57	9.456	2:00.490	57	16.916	1:51.226	15	25.255	1:51.081	19	31.853	1:51.421	19	38.816	1:49.632
9	9.986	2:01.020	15	17.156	1:50.083	57	25.472	1:51.538	57	32.491	1:50.002	9	40.010	1:49.672
15	10.839	2:01.873	9	17.689	1:51.469	9	25.991	1:51.284	9	33.007	1:49.999	57	40.562	1:50.740
37	11.486	2:02.520	37	18.274	1:50.554	37	26.249	1:50.957	37	33.747	1:50.481	37	41.072	1:49.994
53	12.183	2:03.217	53	18.776	1:50.359	53	26.603	1:50.809	53	34.127	1:50.507	53	41.319	1:49.861
49	12.436	2:03.470	49	20.095	1:51.425	49	27.976	1:50.863	49	35.321	1:50.328	49	41.807	1:49.155
29	15.589	2:06.623	17	21.641	1:49.725	17	29.476	1:50.817	17	36.594	1:50.101	17	43.352	1:49.427
17	15.682	2:06.716	29	27.710	1:55.887	29	40.461	1:55.733	29	52.791	1:55.313	29	1:06.270	1:56.148

Weather / Track : Cloudy / Dry

Oulton Park International
 Circuit Length = 2.6920 miles
 Start: 11:26 End: 11:55

GT Cup Championship

RACE 1 - LAP CHART

Lap 6			Lap 7			Lap 8			Lap 9			Lap 10		
No	Behind	Laptime	No	Behind	Laptime	No	Behind	Laptime	No	Behind	Laptime	No	Behind	Laptime
87		1:43.828	87		1:43.605	87		1:44.537	87		1:44.142	87		1:44.828
78	14.063	1:44.880	78	13.810	1:43.352	78	12.419	1:43.146	78	11.778	1:43.501	29	1 LAP	1:54.943
66	14.718	1:46.248	66	17.879	1:46.766	66	18.560	1:45.218	66	19.751	1:45.333	78	10.447	1:43.497
28	14.846	1:45.915	28	18.017	1:46.776	28	18.999	1:45.519	28	20.336	1:45.479	66	21.683	1:46.760
6	15.267	1:45.229	6	18.221	1:46.559	6	19.547	1:45.863	6	20.898	1:45.493	28	21.902	1:46.394
14	16.426	1:44.378	14	18.569	1:45.748	14	20.062	1:46.030	14	21.940	1:46.020	6	22.971	1:46.901
99	17.755	1:45.276	99	19.542	1:45.392	99	20.957	1:45.952	99	22.454	1:45.639	14	23.285	1:46.173
31	26.616	1:47.803	31	29.795	1:46.784	31	32.058	1:46.800	31	33.907	1:45.991	99	23.543	1:45.917
7	30.118	1:47.596	7	34.566	1:48.053	7	38.606	1:48.577	7	43.291	1:48.827	31	35.040	1:45.961
45	39.254	1:49.764	45	45.387	1:49.738	15	49.307	1:48.410	15	53.609	1:48.444	7	47.081	1:48.618
15	41.053	1:47.974	15	45.434	1:47.986	45	51.301	1:50.451	45	56.489	1:49.330	15	56.631	1:47.850
16	42.993	1:50.361	16	48.400	1:49.012	16	52.889	1:49.026	16	56.776	1:48.029	45	1:02.629	1:50.968
19	44.435	1:49.447	19	50.464	1:49.634	19	55.269	1:49.342	19	1:01.205	1:50.078	16	1:03.321	1:51.373
9	45.735	1:49.553	57	51.658	1:49.146	57	55.726	1:48.605	37	1:01.628	1:48.623	53	1:06.478	1:49.251
57	46.117	1:49.383	9	52.752	1:50.622	37	57.147	1:48.372	53	1:02.055	1:48.226	37	1:07.376	1:50.576
37	46.609	1:49.365	37	53.312	1:50.308	53	57.971	1:48.780	49	1:03.613	1:48.973	19	1:07.729	1:51.352
53	47.034	1:49.543	53	53.728	1:50.299	49	58.782	1:49.481	17	1:05.128	1:49.282	49	1:08.174	1:49.389
49	47.079	1:49.100	49	53.838	1:50.364	9	59.852	1:51.637	9	1:07.399	1:51.689	17	1:08.498	1:48.198
17	48.520	1:48.996	17	55.102	1:50.187	17	59.988	1:49.423	57	1:10.838	1:59.254	9	1:15.076	1:52.505
29	1:19.810	1:57.368	29	1:32.028	1:55.823	29	1:42.415	1:54.924				57	1:15.143	1:49.133

Weather / Track : Cloudy / Dry

Oulton Park International
 Circuit Length = 2.6920 miles
 Start: 11:26 End: 11:55

GT Cup Championship

RACE 1 - LAP CHART

Lap 11			Lap 12			Lap 13			Lap 14			Lap 15		
No	Behind	Laptime	No	Behind	Laptime	No	Behind	Laptime	No	Behind	Laptime	No	Behind	Laptime
87		1:43.925	87		1:44.519	87		1:44.775	87		1:44.890	78		1:46.196
78	10.652	1:44.130	78	10.100	1:43.967	78	9.351	1:44.026	78	9.070	1:44.609	66	20.551	1:46.090
29	1 LAP	1:55.538	66	26.750	1:46.502	66	28.383	1:46.408	66	29.727	1:46.234	28	20.750	1:46.164
66	24.767	1:47.009	28	27.800	1:47.173	28	28.720	1:45.695	28	29.852	1:46.022	6	21.720	1:46.436
28	25.146	1:47.169	6	28.607	1:47.794	6	29.483	1:45.651	6	30.550	1:45.957	99	22.469	1:45.802
6	25.332	1:46.286	14	28.726	1:47.541	14	30.013	1:46.062	99	31.933	1:46.211	31	36.348	1:47.974
14	25.704	1:46.344	99	29.328	1:47.594	99	30.612	1:46.059	31	43.640	1:47.405	29	1 LAP	1:56.198
99	26.253	1:46.635	29	1 LAP	1:59.149	31	41.125	1:46.152	29	1 LAP	1:54.860	15	1:01.243	1:49.980
31	37.741	1:46.626	31	39.748	1:46.526	29	1 LAP	1:55.345	15	1:06.529	1:47.516	7	1:15.719	2:01.835
7	53.165	1:50.009	7	59.750	1:51.104	7	1:02.782	1:47.807	7	1:09.150	1:51.258	16	1:18.384	1:49.674
15	1:00.107	1:47.401	15	1:02.449	1:46.861	15	1:03.903	1:46.229	16	1:23.976	1:50.549	53	1:18.715	1:49.651
16	1:08.887	1:49.491	16	1:13.399	1:49.031	16	1:18.317	1:49.693	53	1:24.330	1:50.485	37	1:19.599	1:49.127
53	1:09.669	1:47.116	53	1:13.756	1:48.606	53	1:18.735	1:49.754	37	1:25.738	1:49.671	49	1:19.659	1:48.766
45	1:11.330	1:52.626	37	1:16.490	1:49.216	37	1:20.957	1:49.242	49	1:26.159	1:48.337	17	1:30.770	1:56.042
37	1:11.793	1:48.342	19	1:18.158	1:49.311	19	1:22.460	1:49.077	19	1:28.794	1:51.224	57	1:31.419	1:50.966
19	1:13.366	1:49.562	49	1:18.943	1:49.882	49	1:22.712	1:48.544	17	1:29.994	1:49.766	9	1:42.795	1:52.234
49	1:13.580	1:49.331	17	1:20.925	1:50.724	17	1:25.118	1:48.968	57	1:35.719	1:49.358			
17	1:14.720	1:50.147	45	1:22.930	1:56.119	57	1:31.251	1:49.162	9	1:45.827	1:52.510			
57	1:21.794	1:50.576	57	1:26.864	1:49.589	9	1:38.207	1:51.580						
9	1:23.764	1:52.613	9	1:31.402	1:52.157	45	1:40.233	2:02.078 P						

Weather / Track : Cloudy / Dry

Oulton Park International
 Circuit Length = 2.6920 miles
 Start: 11:26 End: 11:55

GT Cup Championship

RACE 6 - CLASSIFICATION

POS	NO	CL	NAME	ENTRY	LAPS	TIME	GAP	DIFF	MPH	BEST	ON
1	6	1	Andy RUHAN	Porsche 997 GT3	13	26:26.739			79.39	1:44.877	8
2	78	1	Danny WINSTANLEY	TVR Sagaris	13	26:28.206	1.467	1.467	79.32	1:44.465	11
3	28	1	Toby TARRANT-WILLIS	Ferrari 430 GTC	13	26:40.023	13.284	11.817	78.74	1:46.647	13
4	14	1	Don GRICE	BMW M3 GTR V8	13	26:40.855	14.116	0.832	78.69	1:45.686	2
5	45	2	Benjamin HARVEY	KTM Xbow GT4	13	26:42.515	15.776	1.660	78.61	1:46.531	13
6	7	2	Tom ANDREW	Morgan Aero 8GT	13	26:43.687	16.948	1.172	78.56	1:46.524	13
7	31	1	Michael SYMONS	BMW GTR E46	13	26:44.565	17.826	0.878	78.51	1:46.934	8
8	66	1	David TOMLIN	Ferrari 430	13	27:01.465	34.726	16.900	77.69	1:45.338	8
9	49	1	Rupert MARTIN	Ferrari 430 GTC	13	27:10.571	43.832	9.106	77.26	1:49.143	9
10	19	3	Mark RADCLIFFE	BMW M3	13	27:12.690	45.951	2.119	77.16	1:50.055	10
11	57	2	Francis GALASHAN	Porsche 996 GT3	13	27:23.805	57.066	11.115	76.64	1:51.453	6
12	37	3	Barclay DOUGAL	BMW E46	13	27:24.773	58.034	0.968	76.59	1:51.026	7
13	17	2	Sean WINDER	Ferrari 360 GTC	13	27:32.412	1:05.673	7.639	76.24	1:51.245	11
14	9	3	Adam HAYES	BMW E46 M3	13	27:40.609	1:13.870	8.197	75.86	1:52.014	6
15	29	2	David HATHAWAY	Ferrari 360 CH	13	27:59.456	1:32.717	18.847	75.01	1:54.891	7
NOT CLASSIFIED											
DNF	15	2	Colin BROSTER	Porsche 996 GT3	12	24:58.288	1 lap	1 lap	77.61	1:46.618	8
DNF	99	1	Michael SAUNDERS	TVR Cerbera	10	21:19.296	3 laps	2 laps	75.75	1:45.300	8
DNF	16	2	Colin SIMPSON	Marcos Mantis	1	2:25.653	12 laps	9 laps	66.53		
FASTEST LAP											
78	1	Danny WINSTANLEY	TVR Sagaris	11	1:44.465	92.77 mph	149.30 kph				
7	2	Tom ANDREW	Morgan Aero 8GT	13	1:46.524	90.97 mph	146.41 kph				
19	3	Mark RADCLIFFE	BMW M3	10	1:50.055	88.05 mph	141.71 kph				

Weather / Track : Cloudy / Dry

These results are provisional until the conclusion of any judicial and technical matters.

Oulton Park International
Circuit Length = 2.6920 miles
Start: 15:32 End: 16:00

Clerk of Course :	Timekeeper :
-------------------	--------------

GT Cup Championship

RACE 6 - LAP CHART

Lap 1			Lap 2			Lap 3			Lap 4			Lap 5		
No	Behind	Laptime	No	Behind	Laptime	No	Behind	Laptime	No	Behind	Laptime	No	Behind	Laptime
6		1:50.346	6		1:45.296	6		3:06.387	6		3:07.222	6		2:31.345
66	0.495	1:50.841	66	0.874	1:45.675	66	1.126	3:06.639	66	0.861	3:06.957	66	0.393	2:30.877
28	1.798	1:52.144	28	3.156	1:46.654	28	1.726	3:04.957	28	1.421	3:06.917	28	1.021	2:30.945
45	3.632	1:53.978	14	4.136	1:45.686	14	2.423	3:04.674	14	2.175	3:06.974	14	1.834	2:31.004
14	3.746	1:54.092	45	6.373	1:48.037	45	3.137	3:03.151	45	3.072	3:07.157	45	3.152	2:31.425
7	5.308	1:55.654	78	7.332	1:46.372	78	4.334	3:03.389	78	3.875	3:06.763	78	3.157	2:30.627
31	6.195	1:56.541	7	7.913	1:47.901	7	4.785	3:03.259	7	4.349	3:06.786	7	4.003	2:30.999
78	6.256	1:56.602	31	8.915	1:48.016	31	5.855	3:03.327	31	5.017	3:06.384	31	4.855	2:31.183
99	8.978	1:59.324	99	10.114	1:46.432	99	6.954	3:03.227	99	6.103	3:06.371	99	5.214	2:30.456
15	9.592	1:59.938	15	13.104	1:48.808	15	8.073	3:01.356	15	6.922	3:06.071	15	5.935	2:30.358
19	9.802	2:00.148	19	16.387	1:51.881	19	8.696	2:58.696	19	7.630	3:06.156	19	6.511	2:30.226
57	10.041	2:00.387	57	17.073	1:52.328	57	9.184	2:58.498	57	8.532	3:06.570	57	6.921	2:29.734
49	10.680	2:01.026	49	17.612	1:52.228	49	9.868	2:58.643	49	9.112	3:06.466	49	7.611	2:29.844
37	11.928	2:02.274	37	19.277	1:52.645	37	10.555	2:57.665	37	9.987	3:06.654	37	8.429	2:29.787
9	12.825	2:03.171	9	19.868	1:52.339	9	11.581	2:58.100	9	10.637	3:06.278	9	9.338	2:30.046
29	17.797	2:08.143	29	33.576	2:01.075	29	12.123	2:44.934	29	11.528	3:06.627	29	9.705	2:29.522
17	18.432	2:08.778	17	33.879	2:00.743	17	12.738	2:45.246	17	12.067	3:06.551	17	10.230	2:29.508
16	35.307	2:25.653												

Weather / Track : Cloudy / Dry

Oulton Park International
 Circuit Length = 2.6920 miles
 Start: 15:32 End: 16:00

GT Cup Championship

RACE 6 - LAP CHART

Lap 6			Lap 7			Lap 8			Lap 9			Lap 10		
No	Behind	Laptime	No	Behind	Laptime	No	Behind	Laptime	No	Behind	Laptime	No	Behind	Laptime
6		1:46.027	6		1:44.886	6		1:44.877	6		1:45.921	6		1:46.256
66	1.448	1:47.082	66	2.044	1:45.482	66	2.505	1:45.338	66	2.742	1:46.158	66	3.102	1:46.616
28	2.646	1:47.652	28	5.736	1:47.976	78	6.227	1:45.134	78	5.860	1:45.554	78	4.978	1:45.374
14	2.921	1:47.114	78	5.970	1:47.597	28	8.114	1:47.255	28	9.288	1:47.095	28	10.574	1:47.542
78	3.259	1:46.129	14	6.578	1:48.543	14	8.665	1:46.964	14	9.905	1:47.161	99	10.733	1:46.868
45	5.040	1:47.915	45	7.729	1:47.575	99	8.952	1:45.300	99	10.121	1:47.090	14	11.354	1:47.705
7	5.919	1:47.943	7	8.322	1:47.289	45	10.170	1:47.318	45	11.019	1:46.770	45	12.277	1:47.514
31	6.728	1:47.900	99	8.529	1:46.268	7	10.683	1:47.238	7	11.620	1:46.858	7	12.711	1:47.347
99	7.147	1:47.960	31	9.162	1:47.320	31	11.219	1:46.934	31	12.366	1:47.068	31	13.569	1:47.459
15	7.807	1:47.899	15	10.458	1:47.537	15	12.199	1:46.618	15	13.943	1:47.665	15	14.648	1:46.961
19	11.713	1:51.229	19	17.410	1:50.583	49	23.255	1:49.415	49	26.477	1:49.143	49	30.213	1:49.992
57	12.347	1:51.453	49	18.717	1:50.937	19	23.315	1:50.782	19	27.916	1:50.522	19	31.715	1:50.055
49	12.666	1:51.082	57	19.397	1:51.936	57	26.037	1:51.517	57	33.145	1:53.029	57	39.643	1:52.754
37	13.897	1:51.495	37	20.037	1:51.026	37	26.542	1:51.382	37	33.599	1:52.978	37	40.090	1:52.747
9	15.325	1:52.014	9	22.811	1:52.372	9	31.430	1:53.496	9	38.792	1:53.283	9	46.649	1:54.113
17	18.572	1:54.369	17	25.338	1:51.652	17	32.238	1:51.777	17	39.156	1:52.839	17	46.844	1:53.944
29	21.020	1:57.342	29	31.025	1:54.891	29	42.549	1:56.401	29	52.846	1:56.218	29	1:01.947	1:55.357

Weather / Track : Cloudy / Dry

Oulton Park International
 Circuit Length = 2.6920 miles
 Start: 15:32 End: 16:00

GT Cup Championship

RACE 6 - LAP CHART

Lap 11			Lap 12			Lap 13		
No	Behind	Laptime	No	Behind	Laptime	No	Behind	Laptime
6		1:45.610	6		1:45.842	6		1:46.724
66	3.545	1:46.053	78	3.479	1:45.488	78	1.467	1:44.712
78	3.833	1:44.465	28	13.361	1:46.952	28	13.284	1:46.647
28	12.251	1:47.287	14	14.404	1:47.124	14	14.116	1:46.436
14	13.122	1:47.378	45	15.969	1:48.028	45	15.776	1:46.531
45	13.783	1:47.116	7	17.148	1:48.831	7	16.948	1:46.524
7	14.159	1:47.058	31	17.463	1:48.394	31	17.826	1:47.087
31	14.911	1:46.952	15	18.273	1:48.112	66	34.726	1:51.415
15	16.003	1:46.965	66	30.035	2:12.332	49	43.832	1:51.336
49	34.993	1:50.390	49	39.220	1:50.069	19	45.951	1:51.363
19	36.523	1:50.418	19	41.312	1:50.631	57	57.066	1:52.067
57	45.789	1:51.756	57	51.723	1:51.776	37	58.034	1:52.264
37	46.747	1:52.267	37	52.494	1:51.589	17	1:05.673	1:53.280
17	52.479	1:51.245	17	59.117	1:52.480	9	1:13.870	1:55.738
9	56.030	1:54.991	9	1:04.856	1:54.668	29	1:32.717	1:57.106
29	1:11.580	1:55.243	29	1:22.335	1:56.597			

Weather / Track : Cloudy / Dry

Oulton Park International
 Circuit Length = 2.6920 miles
 Start: 15:32 End: 16:00

Radical UK Cup

QUALIFYING - RACE 2 - CLASSIFICATION

POS	NO	CL	NAME	ENTRY	TIME	ON	LAPS	GAP	DIFF	MPH
1	70	S	THORBURN / WHELDON	SR3	1:46.064	8	8			91.37
2	61	M	Manhal ALLOS	SR8	1:46.514	6	7	0.450	0.450	90.98
3	88	M	JOHNSTON / WOODWARD	SR8	1:48.186	2	8	2.122	1.672	89.57
4	7	S	SMITHSON / MOSELEY	SR3	1:48.257	4	7	2.193	0.071	89.52
5	14	M	BROMILEY / BALFE	SR8	1:48.274	5	7	2.210	0.017	89.50
6	74	S	James ABBOTT	SR3	1:48.431	5	8	2.367	0.157	89.37
7	46	S	FERGUSON / FERGUSON	SR3	1:48.543	8	8	2.479	0.112	89.28
8	9	S	WRIGHT / ASHTON	SR3	1:48.670	4	6	2.606	0.127	89.18
9	67	S	KANE / SIMMONDS	SR3	1:49.106	8	8	3.042	0.436	88.82
10	12	M	STANLEY / SWIFT	SR8	1:49.220	7	8	3.156	0.114	88.73
11	35	S	WELLS / LITTLEJOHN	SR3	1:49.718	7	8	3.654	0.498	88.32
12	5	S	FORSYTH / LONDOP	SR3	1:50.063	8	8	3.999	0.345	88.05
13	75	S(M)	ABBOTT / WALDEN	SR3	1:51.505	3	7	5.441	1.442	86.91
14	66	S	LYONS / DUNN	SR3	1:52.355	7	8	6.291	0.850	86.25
15	53	M	John LORD	SR8	1:53.455	8	8	7.391	1.100	85.41
16	6	S	CUMMINGS / ELLIS	SR3	1:53.872	6	8	7.808	0.417	85.10
17	33	S	KETCHELL / KAISER	SR3	1:53.901	7	8	7.837	0.029	85.08

Car 61 please fit transponder for race

Weather / Track : Cloudy / Damp

These results are provisional until the conclusion of any judicial and technical matters.

Oulton Park International
Circuit Length = 2.6920 miles
Start: 09:06 End: 09:24

Clerk of Course :		Timekeeper :
-------------------	--	--------------

Radical UK Cup

QUALIFYING - RACE 2 - LAP ANALYSIS

5	FORSYTH / LONDOP		S SR3				
1 -	2:12.142	+ 22.079	9:09:18.014	5 -	1:54.795	+ 4.732	9:17:10.802
2 -	2:08.721	+ 18.658	9:11:26.735	6 -	1:50.087	+ 0.024	9:19:00.889
3 -	1:58.117	+ 8.054	9:13:24.852	7 -	1:50.823	+ 0.760	9:20:51.712
4 -	1:51.155	+ 1.092	9:15:16.007	8 -	1:50.063		9:22:41.775
6	CUMMINGS / ELLIS		S SR3				
1 -	2:15.301	+ 21.429	9:09:14.711	5 -	1:56.072	+ 2.200	9:17:08.399
2 -	2:04.171	+ 10.299	9:11:18.882	6 -	1:53.872		9:19:02.271
3 -	1:57.908	+ 4.036	9:13:16.790	7 -	1:54.182	+ 0.310	9:20:56.453
4 -	1:55.537	+ 1.665	9:15:12.327	8 -	1:57.071	+ 3.199	9:22:53.524
7	SMITHSON / MOSELEY		S SR3				
1 -	1:53.460 P	+ 5.203	9:10:26.818	5 -	1:48.938	+ 0.681	9:19:02.711
2 -	3:10.172	+ 1:21.915	9:13:36.990	6 -	1:50.861	+ 2.604	9:20:53.572
3 -	1:48.526	+ 0.269	9:15:25.516	7 -	1:49.299	+ 1.042	9:22:42.871
4 -	1:48.257		9:17:13.773				
9	WRIGHT / ASHTON		S SR3				
1 -	2:08.885	+ 20.215	9:08:56.526	4 -	1:48.670		9:14:26.920
2 -	1:52.227	+ 3.557	9:10:48.753	5 -	1:59.111 P	+ 10.441	9:16:26.031
3 -	1:49.497	+ 0.827	9:12:38.250	6 -	6:26.418	+ 4:37.748	9:22:52.449
12	STANLEY / SWIFT		M SR8				
1 -	2:10.054	+ 20.834	9:09:01.291	5 -	1:51.772	+ 2.552	9:16:31.159
2 -	1:55.692	+ 6.472	9:10:56.983	6 -	1:51.499	+ 2.279	9:18:22.658
3 -	1:51.698	+ 2.478	9:12:48.681	7 -	1:49.220		9:20:11.878
4 -	1:50.706	+ 1.486	9:14:39.387	8 -	1:50.492	+ 1.272	9:22:02.370
14	BROMILEY / BALFE		M SR8				
1 -	1:56.441	+ 8.167	9:08:39.255	5 -	1:48.274		9:15:55.401
2 -	1:49.590	+ 1.316	9:10:28.845	6 -	1:48.362	+ 0.088	9:17:43.763
3 -	1:49.959	+ 1.685	9:12:18.804	7 -	1:55.823 P	+ 7.549	9:19:39.586
4 -	1:48.323	+ 0.049	9:14:07.127				
33	KETCHELL / KAISER		S SR3				
1 -	2:13.225	+ 19.324	9:09:15.172	5 -	1:55.077	+ 1.176	9:17:03.641
2 -	2:01.414	+ 7.513	9:11:16.586	6 -	1:55.776	+ 1.875	9:18:59.417
3 -	1:55.590	+ 1.689	9:13:12.176	7 -	1:53.901		9:20:53.318
4 -	1:56.388	+ 2.487	9:15:08.564	8 -	1:54.481	+ 0.580	9:22:47.799
35	WELLS / LITTLEJOHN		S SR3				
1 -	2:07.202	+ 17.484	9:09:03.326	5 -	1:51.624	+ 1.906	9:16:37.040
2 -	1:55.479	+ 5.761	9:10:58.805	6 -	1:50.702	+ 0.984	9:18:27.742
3 -	1:54.059	+ 4.341	9:12:52.864	7 -	1:49.718		9:20:17.460
4 -	1:52.552	+ 2.834	9:14:45.416	8 -	1:50.041	+ 0.323	9:22:07.501
46	FERGUSON / FERGUSON		S SR3				
1 -	2:12.457	+ 23.914	9:09:16.509	5 -	1:52.382	+ 3.839	9:17:06.344
2 -	2:09.691	+ 21.148	9:11:26.200	6 -	1:50.927	+ 2.384	9:18:57.271
3 -	1:53.758	+ 5.215	9:13:19.958	7 -	1:49.905	+ 1.362	9:20:47.176
4 -	1:54.004	+ 5.461	9:15:13.962	8 -	1:48.543		9:22:35.719
53	John LORD		M SR8				
1 -	2:09.467	+ 16.012	9:09:03.648	5 -	1:56.092	+ 2.637	9:16:57.166
2 -	2:00.580	+ 7.125	9:11:04.228	6 -	1:54.092	+ 0.637	9:18:51.258
3 -	1:56.301	+ 2.846	9:13:00.529	7 -	1:56.411	+ 2.956	9:20:47.669
4 -	2:00.545	+ 7.090	9:15:01.074	8 -	1:53.455		9:22:41.124
61	Manhal ALLOS		M SR8				
1 -	1:50.067	+ 3.553	9:11:03.167	5 -	1:46.935	+ 0.421	9:18:13.704

Car 61 please fit transponder for race

Weather / Track : Cloudy / Damp

Oulton Park International
Circuit Length = 2.6920 miles
Start: 09:06 End: 09:24

Radical UK Cup

QUALIFYING - RACE 2 - LAP ANALYSIS

2 -	1:48.422	+ 1.908	9:12:51.589	6 -	1:46.514		9:20:00.218
3 -	1:47.986	+ 1.472	9:14:39.575	7 -	1:47.487	+ 0.973	9:21:47.705
4 -	1:47.194	+ 0.680	9:16:26.769				
66	LYONS / DUNN		S SR3				
1 -	2:10.238	+ 17.883	9:09:19.927	5 -	1:55.033	+ 2.678	9:17:11.494
2 -	2:01.272	+ 8.917	9:11:21.199	6 -	1:54.014	+ 1.659	9:19:05.508
3 -	1:57.530	+ 5.175	9:13:18.729	7 -	1:52.355		9:20:57.863
4 -	1:57.732	+ 5.377	9:15:16.461	8 -	1:53.924	+ 1.569	9:22:51.787
67	KANE / SIMMONDS		S SR3				
1 -	2:06.205	+ 17.099	9:09:04.284	5 -	1:52.428	+ 3.322	9:16:48.218
2 -	2:02.589	+ 13.483	9:11:06.873	6 -	1:51.721	+ 2.615	9:18:39.939
3 -	1:54.636	+ 5.530	9:13:01.509	7 -	1:49.796	+ 0.690	9:20:29.735
4 -	1:54.281	+ 5.175	9:14:55.790	8 -	1:49.106		9:22:18.841
70	THORBURN / WHELDON		S SR3				
1 -	1:52.740	+ 6.676	9:10:31.330	5 -	1:46.698	+ 0.634	9:17:45.775
2 -	1:50.220	+ 4.156	9:12:21.550	6 -	1:47.462	+ 1.398	9:19:33.237
3 -	1:48.974	+ 2.910	9:14:10.524	7 -	1:47.263	+ 1.199	9:21:20.500
4 -	1:48.553	+ 2.489	9:15:59.077	8 -	1:46.064		9:23:06.564
74	James ABBOTT		S SR3				
1 -	2:01.135	+ 12.704	9:08:42.501	5 -	1:48.431		9:16:08.438
2 -	1:50.111	+ 1.680	9:10:32.612	6 -	1:57.708 P	+ 9.277	9:18:06.146
3 -	1:57.980	+ 9.549	9:12:30.592	7 -	2:59.523	+ 1:11.092	9:21:05.669
4 -	1:49.415	+ 0.984	9:14:20.007	8 -	1:56.772 P	+ 8.341	9:23:02.441
75	ABBOTT / WALDEN		S (M) SR3				
1 -	2:06.535	+ 15.030	9:08:52.996	5 -	1:51.874	+ 0.369	9:16:24.330
2 -	1:53.370	+ 1.865	9:10:46.366	6 -	2:02.331 P	+ 10.826	9:18:26.661
3 -	1:51.505		9:12:37.871	7 -	3:51.129	+ 1:59.624	9:22:17.790
4 -	1:54.585	+ 3.080	9:14:32.456				
88	JOHNSTON / WOODWARD		M SR8				
1 -	1:59.411	+ 11.225	9:08:47.798	5 -	1:48.812	+ 0.626	9:16:02.892
2 -	1:48.186		9:10:35.984	6 -	1:49.450	+ 1.264	9:17:52.342
3 -	1:49.863	+ 1.677	9:12:25.847	7 -	1:50.715	+ 2.529	9:19:43.057
4 -	1:48.233	+ 0.047	9:14:14.080	8 -	1:58.895 P	+ 10.709	9:21:41.952


Car 61 please fit transponder for race

Weather / Track : Cloudy / Damp

Oulton Park International
Circuit Length = 2.6920 miles
Start: 09:06 End: 09:24

Radical UK Cup

RACE 2 - GRID

ROW 9	1:53.901 33 KETCHELL / KAISER	
ROW 8	1:53.455 53 John LORD	1:53.872 6 CUMMINGS / ELLIS
ROW 7	1:51.505 75 ABBOTT / WALDEN	1:52.355 66 LYONS / DUNN
ROW 6	1:49.718 35 WELLS / LITTLEJOHN	1:50.063 5 FORSYTH / LONDOP
ROW 5	1:49.106 67 KANE / SIMMONDS	1:49.220 12 STANLEY / SWIFT
ROW 4	1:48.543 46 FERGUSON / FERGUSON	1:48.670 9 WRIGHT / ASHTON
ROW 3	1:48.274 14 BROMILEY / BALFE	1:48.431 74 James ABBOTT
ROW 2	1:48.186 88 JOHNSTON / WOODWARD	1:48.257 7 SMITHSON / MOSELEY
ROW 1	1:46.064 70 THORBURN / WHELDON	1:46.514 61 Manhal ALLOS
Pole		
		

Oulton Park International
Circuit Length = 2.6920 miles

These results are provisional until the conclusion of any judicial and technical matters.

Clerk of Course :		Timekeeper :
-------------------	--	--------------

Radical UK Cup

QUALIFYING - RACE 7 - CLASSIFICATION

POS	NO	CL	NAME	ENTRY	TIME	ON	LAPS	GAP	DIFF	MPH
1	14	M	BROMILEY / BALFE	SR8	1:33.998	8	8			103.10
2	12	M	STANLEY / SWIFT	SR8	1:35.116	6	8	1.118	1.118	101.88
3	61	M	Manhal ALLOS	SR8	1:35.819	7	7	1.821	0.703	101.14
4	88	M	JOHNSTON / WOODWARD	SR8	1:36.256	7	7	2.258	0.437	100.68
5	70	S	THORBURN / WHELDON	SR3	1:36.870	9	9	2.872	0.614	100.04
6	35	S	WELLS / LITTLEJOHN	SR3	1:37.398	8	9	3.400	0.528	99.50
7	33	S	KETCHELL / KAISER	SR3	1:37.469	6	7	3.471	0.071	99.42
8	6	S	CUMMINGS / ELLIS	SR3	1:37.937	8	8	3.939	0.468	98.95
9	66	S	LYONS / DUNN	SR3	1:37.955	8	9	3.957	0.018	98.93
10	7	S	SMITHSON / MOSELEY	SR3	1:38.109	8	8	4.111	0.154	98.78
11	75	S(M)	ABBOTT / WALDEN	SR3	1:39.134	9	9	5.136	1.025	97.75
12	9	S	WRIGHT / ASHTON	SR3	1:39.361	9	9	5.363	0.227	97.53
13	46	S	FERGUSON / FERGUSON	SR3	1:40.475	8	8	6.477	1.114	96.45
14	5	S	FORSYTH / LONDOP	SR3	1:41.047	7	7	7.049	0.572	95.90
15	74	S	James ABBOTT	SR3	1:41.779	8	9	7.781	0.732	95.21
16	53	M	John LORD	SR8	1:44.516	7	7	10.518	2.737	92.72
17	67	S	KANE / SIMMONDS	SR3	1:52.752	3	5	18.754	8.236	85.95

Weather / Track : Bright / Damp

These results are provisional until the conclusion of any judicial and technical matters.

Oulton Park International
Circuit Length = 2.6920 miles
Start: 09:27 End: 09:43

Clerk of Course :

Timekeeper :

Radical UK Cup

QUALIFYING - RACE 7 - LAP ANALYSIS

5	FORSYTH / LONDOP		S SR3				
1 -	1:47.802	+ 6.755	9:30:03.878	5 -	1:45.614	+ 4.567	9:39:00.585
2 -	1:47.029	+ 5.982	9:31:50.907	6 -	1:43.299	+ 2.252	9:40:43.884
3 -	1:50.847 P	+ 9.800	9:33:41.754	7 -	1:41.047		9:42:24.931
4 -	3:33.217	+ 1:52.170	9:37:14.971				
6	CUMMINGS / ELLIS		S SR3				
1 -	2:05.518	+ 27.581	9:31:20.431	5 -	1:40.210	+ 2.273	9:38:17.365
2 -	1:48.445	+ 10.508	9:33:08.876	6 -	1:38.474	+ 0.537	9:39:55.839
3 -	1:41.725	+ 3.788	9:34:50.601	7 -	1:46.373	+ 8.436	9:41:42.212
4 -	1:46.554	+ 8.617	9:36:37.155	8 -	1:37.937		9:43:20.149
7	SMITHSON / MOSELEY		S SR3				
1 -	1:50.763 P	+ 12.654	9:29:13.542	5 -	1:39.206	+ 1.097	9:38:17.992
2 -	3:57.387	+ 2:19.278	9:33:10.929	6 -	1:38.397	+ 0.288	9:39:56.389
3 -	1:45.033	+ 6.924	9:34:55.962	7 -	1:46.418	+ 8.309	9:41:42.807
4 -	1:42.824	+ 4.715	9:36:38.786	8 -	1:38.109		9:43:20.916
9	WRIGHT / ASHTON		S SR3				
1 -	1:54.805	+ 15.444	9:29:18.605	6 -	1:41.530	+ 2.169	9:38:21.419
2 -	1:55.981	+ 16.620	9:31:14.586	7 -	1:39.761	+ 0.400	9:40:01.180
3 -	1:50.055	+ 10.694	9:33:04.641	8 -	1:42.222	+ 2.861	9:41:43.402
4 -	1:42.512	+ 3.151	9:34:47.153	9 -	1:39.361		9:43:22.763
5 -	1:52.736	+ 13.375	9:36:39.889				
12	STANLEY / SWIFT		M SR8				
1 -	2:10.233	+ 35.117	9:31:02.102	5 -	1:36.118	+ 1.002	9:37:39.040
2 -	1:43.887	+ 8.771	9:32:45.989	6 -	1:35.116		9:39:14.156
3 -	1:39.753	+ 4.637	9:34:25.742	7 -	1:43.720 P	+ 8.604	9:40:57.876
4 -	1:37.180	+ 2.064	9:36:02.922	8 -	2:56.649 P	+ 1:21.533	9:43:54.525
14	BROMILEY / BALFE		M SR8				
1 -	1:55.591	+ 21.593	9:31:13.028	5 -	1:36.035	+ 2.037	9:37:57.584
2 -	1:49.865	+ 15.867	9:33:02.893	6 -	1:44.487	+ 10.489	9:39:42.071
3 -	1:40.925	+ 6.927	9:34:43.818	7 -	1:35.394	+ 1.396	9:41:17.465
4 -	1:37.731	+ 3.733	9:36:21.549	8 -	1:33.998		9:42:51.463
33	KETCHELL / KAISER		S SR3				
1 -	1:55.537 P	+ 18.068	9:29:53.107	5 -	1:38.269	+ 0.800	9:39:19.628
2 -	4:17.746	+ 2:40.277	9:34:10.853	6 -	1:37.469		9:40:57.097
3 -	1:49.247	+ 11.778	9:36:00.100	7 -	1:38.037	+ 0.568	9:42:35.134
4 -	1:41.259	+ 3.790	9:37:41.359				
35	WELLS / LITTLEJOHN		S SR3				
1 -	1:53.596	+ 16.198	9:30:11.701	6 -	1:38.273	+ 0.875	9:38:37.234
2 -	1:44.039	+ 6.641	9:31:55.740	7 -	1:43.064	+ 5.666	9:40:20.298
3 -	1:40.672	+ 3.274	9:33:36.412	8 -	1:37.398		9:41:57.696
4 -	1:39.506	+ 2.108	9:35:15.918	9 -	1:37.723	+ 0.325	9:43:35.419
5 -	1:43.043	+ 5.645	9:36:58.961				
46	FERGUSON / FERGUSON		S SR3				
1 -	2:18.617	+ 38.142	9:31:06.224	5 -	1:42.332	+ 1.857	9:38:10.827
2 -	1:52.153	+ 11.678	9:32:58.377	6 -	1:41.534	+ 1.059	9:39:52.361
3 -	1:45.450	+ 4.975	9:34:43.827	7 -	1:52.193	+ 11.718	9:41:44.554
4 -	1:44.668	+ 4.193	9:36:28.495	8 -	1:40.475		9:43:25.029
53	John LORD		M SR8				
1 -	2:28.119	+ 43.603	9:31:18.718	5 -	1:46.651	+ 2.135	9:39:03.286
2 -	2:10.691	+ 26.175	9:33:29.409	6 -	1:46.564	+ 2.048	9:40:49.850
3 -	1:55.906	+ 11.390	9:35:25.315	7 -	1:44.516		9:42:34.366
4 -	1:51.320	+ 6.804	9:37:16.635				

Weather / Track : Bright / Damp

Oulton Park International
Circuit Length = 2.6920 miles
Start: 09:27 End: 09:43

Radical UK Cup

QUALIFYING - RACE 7 - LAP ANALYSIS


61	Manhal ALLOS		M SR8				
1 -	1:50.051	+ 14.232	9:33:16.202	5 -	1:37.599	+ 1.780	9:39:52.612
2 -	1:42.021	+ 6.202	9:34:58.223	6 -	1:39.865	+ 4.046	9:41:32.477
3 -	1:38.912	+ 3.093	9:36:37.135	7 -	1:35.819		9:43:08.296
4 -	1:37.878	+ 2.059	9:38:15.013				
66	LYONS / DUNN		S SR3				
1 -	1:48.705	+ 10.750	9:30:05.540	6 -	1:39.403	+ 1.448	9:38:36.784
2 -	1:44.844	+ 6.889	9:31:50.384	7 -	1:38.609	+ 0.654	9:40:15.393
3 -	1:42.152	+ 4.197	9:33:32.536	8 -	1:37.955		9:41:53.348
4 -	1:41.338	+ 3.383	9:35:13.874	9 -	1:39.024	+ 1.069	9:43:32.372
5 -	1:43.507	+ 5.552	9:36:57.381				
67	KANE / SIMMONDS		S SR3				
1 -	2:03.737	+ 10.985	9:33:14.710	4 -	1:52.783	+ 0.031	9:38:55.985
2 -	1:55.740	+ 2.988	9:35:10.450	5 -	2:00.571 P	+ 7.819	9:40:56.556
3 -	1:52.752		9:37:03.202				
70	THORBURN / WHELDON		S SR3				
1 -	1:53.633	+ 16.763	9:29:29.059	6 -	1:39.090	+ 2.220	9:38:04.835
2 -	1:48.381	+ 11.511	9:31:17.440	7 -	1:38.174	+ 1.304	9:39:43.009
3 -	1:46.815	+ 9.945	9:33:04.255	8 -	1:37.279	+ 0.409	9:41:20.288
4 -	1:41.278	+ 4.408	9:34:45.533	9 -	1:36.870		9:42:57.158
5 -	1:40.212	+ 3.342	9:36:25.745				
74	James ABBOTT		S SR3				
1 -	2:15.942	+ 34.163	9:29:25.665	6 -	1:43.222	+ 1.443	9:38:28.244
2 -	1:56.074	+ 14.295	9:31:21.739	7 -	1:42.214	+ 0.435	9:40:10.458
3 -	1:51.268	+ 9.489	9:33:13.007	8 -	1:41.779		9:41:52.237
4 -	1:46.201	+ 4.422	9:34:59.208	9 -	1:44.262	+ 2.483	9:43:36.499
5 -	1:45.814	+ 4.035	9:36:45.022				
75	ABBOTT / WALDEN		S (M) SR3				
1 -	1:49.367	+ 10.233	9:29:32.291	6 -	1:40.960	+ 1.826	9:38:13.758
2 -	1:46.513	+ 7.379	9:31:18.804	7 -	1:41.853	+ 2.719	9:39:55.611
3 -	1:46.263	+ 7.129	9:33:05.067	8 -	1:40.264	+ 1.130	9:41:35.875
4 -	1:45.029	+ 5.895	9:34:50.096	9 -	1:39.134		9:43:15.009
5 -	1:42.702	+ 3.568	9:36:32.798				
88	JOHNSTON / WOODWARD		M SR8				
1 -	1:52.431	+ 16.175	9:29:44.815	5 -	1:40.573	+ 4.317	9:40:26.404
2 -	2:04.917 P	+ 28.661	9:31:49.732	6 -	1:37.479	+ 1.223	9:42:03.883
3 -	5:08.261	+ 3:32.005	9:36:57.993	7 -	1:36.256		9:43:40.139
4 -	1:47.838	+ 11.582	9:38:45.831				

Weather / Track : Bright / Damp

Oulton Park International
Circuit Length = 2.6920 miles
Start: 09:27 End: 09:43

Radical UK Cup

RACE 7 - GRID

ROW 9	1:52.752 67 KANE / SIMMONDS	
ROW 8	1:41.779 74 James ABBOTT	1:44.516 53 John LORD
ROW 7	1:40.475 46 FERGUSON / FERGUSON	1:41.047 5 FORSYTH / LONDOP
ROW 6	1:39.134 75 ABBOTT / WALDEN	1:39.361 9 WRIGHT / ASHTON
ROW 5	1:37.955 66 LYONS / DUNN	1:38.109 7 SMITHSON / MOSELEY
ROW 4	1:37.469 33 KETCHELL / KAISER	1:37.937 6 CUMMINGS / ELLIS
ROW 3	1:36.870 70 THORBURN / WHELDON	1:37.398 35 WELLS / LITTLEJOHN
ROW 2	1:35.819 61 Manhal ALLOS	1:36.256 88 JOHNSTON / WOODWARD
ROW 1	1:33.998 14 BROMILEY / BALFE	1:35.116 12 STANLEY / SWIFT
Pole		
		

Oulton Park International
Circuit Length = 2.6920 miles

These results are provisional until the conclusion of any judicial and technical matters.

Clerk of Course :		Timekeeper :
-------------------	--	--------------

Radical UK Cup

RACE 2 - CLASSIFICATION

POS	NO	CL	NAME	ENTRY	LAPS	TIME	GAP	DIFF	MPH	BEST	ON
1	61	M	Manhal ALLOS	SR8	25	41:30.196			97.29	1:35.517	19
2	14	M	BROMILEY / BALFE	SR8	25	41:41.027	10.831	10.831	96.87	1:35.103	15
3	12	M	STANLEY / SWIFT	SR8	25	41:50.672	20.476	9.645	96.50	1:34.706	20
4	7	S	SMITHSON / MOSELEY	SR3	25	42:20.006	49.810	29.334	95.38	1:36.143	21
5	70	S	THORBURN / WHELDON	SR3	25	42:44.574	1:14.378	24.568	94.47	1:36.240	24
6	35	S	WELLS / LITTLEJOHN	SR3	25	42:54.318	1:24.122	9.744	94.11	1:37.035	18
7	74	S	James ABBOTT	SR3	25	43:48.477	2:18.281	54.159	92.17	1:37.643	23
8	75	S(M)	ABBOTT / WALDEN	SR3	24	41:44.131	1 lap	1 lap	92.88	1:37.900	16
9	46	S	FERGUSON / FERGUSON	SR3	24	41:50.678	1 lap	6.547	92.64	1:38.095	21
10	33	S	KETCHELL / KAISER	SR3	24	42:06.770	1 lap	16.092	92.05	1:37.478	23
11	66	S	LYONS / DUNN	SR3	24	42:07.147	1 lap	0.377	92.03	1:36.848	18
12	9	S	WRIGHT / ASHTON	SR3	21	42:17.028	4 laps	3 laps	80.21	1:37.922	17
NOT CLASSIFIED											
DNF	88	M	JOHNSTON / WOODWARD	SR8	17	28:38.150	8 laps	4 laps	95.88	1:34.993	16
DNF	67	S	KANE / SIMMONDS	SR3	13	22:05.154	12 laps	4 laps	95.07	1:39.993	12
DNF	53	M	John LORD	SR8	9	16:01.083	16 laps	4 laps	90.75	1:41.650	7
DNF	6	S	CUMMINGS / ELLIS	SR3	4	7:06.128	21 laps	5 laps	90.97	1:41.946	3
DNF	5	S	FORSYTH / LONDOP	SR3	0						
FASTEST LAP											
12	M	STANLEY / SWIFT	SR8	20	1:34.706	102.33 mph	164.68 kph				
7	S	SMITHSON / MOSELEY	SR3	21	1:36.143	100.80 mph	162.22 kph				
75	S(M)	ABBOTT / WALDEN	SR3	16	1:37.900	98.99 mph	159.31 kph				

Weather / Track : Bright / Dry
 These results are provisional until the conclusion of any judicial and technical matters.

Oulton Park International
 Circuit Length = 2.6920 miles
 Start: 12:18 End: 13:02

Clerk of Course :	Timekeeper :
-------------------	--------------

Radical UK Cup

RACE 2 - LAP CHART

Lap 1			Lap 2			Lap 3			Lap 4			Lap 5		
No	Behind	Laptime	No	Behind	Laptime	No	Behind	Laptime	No	Behind	Laptime	No	Behind	Laptime
88		1:43.131	88		1:37.175	88		1:36.886	88		1:36.765	88		1:36.636
14	0.536	1:43.667	14	0.393	1:37.032	14	0.162	1:36.655	14	0.386	1:36.989	14	1.154	1:37.404
12	2.582	1:45.713	12	4.543	1:39.136	12	5.181	1:37.524	12	6.510	1:38.094	12	6.777	1:36.903
7	5.813	1:48.944	61	5.122	1:36.425	61	6.097	1:37.861	61	6.906	1:37.574	61	7.261	1:36.991
61	5.872	1:49.003	7	8.534	1:39.896	7	11.010	1:39.362	7	13.608	1:39.363	7	15.119	1:38.147
67	7.344	1:50.475	67	12.552	1:42.383	67	16.829	1:41.163	67	20.872	1:40.808	67	25.680	1:41.444
70	8.408	1:51.539	70	13.861	1:42.628	70	18.584	1:41.609	70	23.071	1:41.252	70	27.645	1:41.210
74	8.773	1:51.904	74	14.139	1:42.541	74	18.929	1:41.676	74	23.392	1:41.228	74	27.956	1:41.200
9	9.539	1:52.670	9	16.259	1:43.895	9	21.574	1:42.201	35	27.428	1:40.458	35	31.561	1:40.769
46	10.461	1:53.592	46	17.242	1:43.956	35	23.735	1:42.372	46	31.582	1:44.171	46	37.865	1:42.919
35	13.037	1:56.168	35	18.249	1:42.387	46	24.176	1:43.820	75	31.748	1:44.118	75	38.074	1:42.962
75	13.740	1:56.871	75	19.246	1:42.681	75	24.395	1:42.035	6	32.171	1:43.799	53	48.177	1:44.754
6	14.554	1:57.685	6	20.077	1:42.698	6	25.137	1:41.946	9	38.250	1:53.441 P	66	49.409	1:45.372
53	15.251	1:58.382	53	22.020	1:43.944	53	27.446	1:42.312	53	40.059	1:49.378	33	52.654	1:45.657
66	16.787	1:59.918	66	25.022	1:45.410	66	32.613	1:44.477	66	40.673	1:44.825			
33	17.877	2:01.008	33	26.264	1:45.562	33	35.292	1:45.914	33	43.633	1:45.106			

Weather / Track : Bright / Dry

Oulton Park International
 Circuit Length = 2.6920 miles
 Start: 12:18 End: 13:02

Radical UK Cup

RACE 2 - LAP CHART

Lap 6			Lap 7			Lap 8			Lap 9			Lap 10		
No	Behind	Laptime	No	Behind	Laptime	No	Behind	Laptime	No	Behind	Laptime	No	Behind	Laptime
88		1:37.367	88		1:36.864	88		1:36.535	88		1:36.503	88		1:36.127
14	0.242	1:36.455	14	0.226	1:36.848	14	0.955	1:37.264	14	0.739	1:36.287	14	0.822	1:36.210
12	6.944	1:37.534	12	6.930	1:36.850	12	6.902	1:36.507	61	8.090	1:36.961	61	8.089	1:36.126
61	7.513	1:37.619	61	7.347	1:36.698	61	7.632	1:36.820	12	9.059	1:38.660	12	10.290	1:37.358
7	16.921	1:39.169	7	18.914	1:38.857	7	21.605	1:39.226	7	23.818	1:38.716	7	26.263	1:38.572
67	29.369	1:41.056	67	33.372	1:40.867	67	37.715	1:40.878	67	42.184	1:40.972	67	46.555	1:40.498
70	31.615	1:41.337	70	36.157	1:41.406	70	41.268	1:41.646	70	45.679	1:40.914	70	49.883	1:40.331
74	31.758	1:41.169	74	36.363	1:41.469	74	41.664	1:41.836	74	46.482	1:41.321	35	50.704	1:40.158
35	34.786	1:40.592	35	37.537	1:39.615	35	42.101	1:41.099	35	46.673	1:41.075	74	51.669	1:41.314
75	42.733	1:42.026	75	46.318	1:40.449	75	50.238	1:40.455	75	53.645	1:39.910	75	57.627	1:40.109
46	43.854	1:43.356	46	48.464	1:41.474	46	53.334	1:41.405	46	58.439	1:41.608	46	1:03.470	1:41.158
53	53.864	1:43.054	53	58.650	1:41.650	53	1:05.476	1:43.361	9	3 LAPS	1:43.898	9	3 LAPS	1:41.167
66	55.137	1:43.095	66	1:01.512	1:43.239	9	3 LAPS	6:55.484	66	1:14.578	1:43.509	66	1:20.951	1:42.500
33	59.144	1:43.857	33	1:05.611	1:43.331	66	1:07.572	1:42.595	33	1:20.654	1:44.242	33	1:28.404	1:43.877
						33	1:12.915	1:43.839	53	1:23.221	1:54.248 P			

Weather / Track : Bright / Dry

Oulton Park International
 Circuit Length = 2.6920 miles
 Start: 12:18 End: 13:02

Radical UK Cup

RACE 2 - LAP CHART

Lap 11			Lap 12			Lap 13			Lap 14			Lap 15		
No	Behind	Laptime	No	Behind	Laptime	No	Behind	Laptime	No	Behind	Laptime	No	Behind	Laptime
88		1:36.075	88		1:36.293	88		1:39.712 P	74		1:41.330 P	14		1:35.103
14	1.595	1:36.848	33	1 LAP	1:43.985	14	5.100	1:41.420 P	14	5.524	2:40.423	88	1.211	1:35.094
61	8.730	1:36.716	14	3.392	1:38.090	33	1 LAP	1:49.826 P	88	6.744	2:46.743	61	2.974	1:36.232
12	11.762	1:37.547	61	10.178	1:37.741	61	11.394	1:40.928 P	61	7.369	2:35.974	66	1 LAP	1:37.397
7	28.796	1:38.608	12	12.482	1:37.013	12	14.240	1:41.470 P	66	1 LAP	2:51.914	12	8.229	1:35.502
67	50.803	1:40.323	7	31.013	1:38.510	7	32.899	1:41.598 P	12	13.354	2:39.113	33	1 LAP	1:38.803
70	53.577	1:39.769	67	54.503	1:39.993	74	58.669	1:40.108	33	1 LAP	2:52.903	9	4 LAPS	3:10.283
35	54.206	1:39.577	70	56.921	1:39.637	67	59.085	1:44.294 P	7	48.597	2:55.697	7	45.054	1:37.084
74	54.812	1:39.218	35	57.382	1:39.469	70	59.918	1:42.709 P	70	1:12.324	2:52.405	74	59.020	2:39.647
75	1:01.767	1:40.215	74	58.273	1:39.754	35	1:02.159	1:44.489 P	35	1:15.772	2:53.612	70	1:08.691	1:36.994
46	1:08.851	1:41.456	75	1:05.691	1:40.217	75	1:11.810	1:45.831 P	75	1:31.397	2:59.586	35	1:13.509	1:38.364
9	3 LAPS	1:41.451	46	1:14.626	1:42.068	46	1:19.446	1:44.532 P	46	1:34.141	2:54.694	75	1:29.170	1:38.400
66	1:26.784	1:41.908	9	3 LAPS	1:40.769	9	3 LAPS	1:44.921 P				46	1:33.598	1:40.084
			66	1:37.759	1:47.268 P									

Weather / Track : Bright / Dry

Oulton Park International
 Circuit Length = 2.6920 miles
 Start: 12:18 End: 13:02

Radical UK Cup

RACE 2 - LAP CHART

Lap 16			Lap 17			Lap 18			Lap 19			Lap 20		
No	Behind	Laptime	No	Behind	Laptime	No	Behind	Laptime	No	Behind	Laptime	No	Behind	Laptime
14		1:35.241	14		1:35.942	14		1:35.203	14		1:36.410	14		1:35.338
88	0.963	1:34.993	88	0.272	1:35.251	61	5.016	1:36.402	75	1 LAP	1:39.885	61	4.374	1:35.589
61	3.611	1:35.878	46	1 LAP	1:40.280	46	1 LAP	1:40.106	61	4.123	1:35.517	12	6.015	1:34.706
12	8.289	1:35.301	61	3.817	1:36.148	12	7.827	1:35.350	12	6.647	1:35.230	75	1 LAP	1:39.712
66	1 LAP	1:37.718	12	7.680	1:35.333	66	1 LAP	1:36.994	46	1 LAP	1:39.566	46	1 LAP	1:38.654
33	1 LAP	1:38.180	66	1 LAP	1:37.069	33	1 LAP	1:37.870	66	1 LAP	1:36.848	66	1 LAP	1:39.059 P
9	4 LAPS	1:39.720	33	1 LAP	1:37.937	9	4 LAPS	1:38.875	33	1 LAP	1:38.110	33	1 LAP	1:37.832
7	46.604	1:36.791	9	4 LAPS	1:39.308	7	48.293	1:36.481	9	4 LAPS	1:38.665	9	4 LAPS	1:38.121
74	1:02.827	1:39.048	7	47.015	1:36.353	74	1:08.711	1:38.399	7	48.793	1:36.910	7	51.000	1:37.545
70	1:10.320	1:36.870	74	1:05.515	1:38.630	70	1:12.693	1:36.833	74	1:10.657	1:38.356	74	1:14.133	1:38.814
35	1:16.092	1:37.824	70	1:11.063	1:36.685	35	1:19.140	1:37.035	70	1:13.451	1:37.168	70	1:14.881	1:36.768
75	1:31.829	1:37.900	35	1:17.308	1:37.158				35	1:20.115	1:37.385	35	1:22.342	1:37.565
			75	1:34.674	1:38.787									

Weather / Track : Bright / Dry

Oulton Park International
 Circuit Length = 2.6920 miles
 Start: 12:18 End: 13:02

Radical UK Cup

RACE 2 - LAP CHART

Lap 21			Lap 22			Lap 23			Lap 24			Lap 25		
No	Behind	Laptime	No	Behind	Laptime	No	Behind	Laptime	No	Behind	Laptime	No	Behind	Laptime
14		1:35.652	14		1:35.944	14		1:40.285 P	61		1:35.818	61		1:37.077
61	5.037	1:36.315	61	5.249	1:36.156	61	0.591	1:35.627	12	6.381	1:41.536 P	14	10.831	1:35.649
12	5.612	1:35.249	12	5.766	1:36.098	12	1.254	1:35.773	75	1 LAP	1:38.393	75	1 LAP	1:39.454
75	1 LAP	1:38.122	75	1 LAP	1:37.966	75	1 LAP	1:38.047	14	12.259	1:48.668	12	20.476	1:51.172
46	1 LAP	1:38.330	46	1 LAP	1:38.095	46	1 LAP	1:38.235	46	1 LAP	1:38.518	46	1 LAP	1:38.601
33	1 LAP	1:38.227	33	1 LAP	1:37.927	33	1 LAP	1:37.490	33	1 LAP	1:37.478	33	1 LAP	1:37.809
66	1 LAP	1:55.455	66	1 LAP	1:37.809	66	1 LAP	1:37.467	66	1 LAP	1:37.679	66	1 LAP	1:37.622
9	4 LAPS	1:37.922	9	4 LAPS	1:38.215	9	4 LAPS	1:38.214	9	4 LAPS	1:39.499	9	4 LAPS	1:38.309
7	51.491	1:36.143	7	51.990	1:36.443	7	48.906	1:37.201	7	48.781	1:36.284	7	49.810	1:38.106
70	1:17.547	1:38.318	70	1:18.697	1:37.094	70	1:15.232	1:36.820	70	1:15.063	1:36.240	70	1:14.378	1:36.392
74	1:20.690	1:42.209 P	35	1:25.469	1:37.335	35	1:22.612	1:37.428	35	1:23.889	1:37.686	35	1:24.122	1:37.310
35	1:24.078	1:37.388	74	1:34.545	1:49.799	74	1:31.903	1:37.643	74	1:34.190	1:38.696	74	2:18.281	2:21.168

Weather / Track : Bright / Dry

Oulton Park International
 Circuit Length = 2.6920 miles
 Start: 12:18 End: 13:02

Radical UK Cup

RACE 7 - CLASSIFICATION - AMENDED

POS	NO	CL	NAME	ENTRY	LAPS	TIME	GAP	DIFF	MPH	BEST	ON
1	70	S	THORBURN / WHELDON	SR3	14	23:03.978			98.03	1:36.704	10
2	61	M	Manhal ALLOS	SR8	14	24:00.153	56.175	56.175	94.21	1:34.930	2
3	12	M	STANLEY / SWIFT	SR8	14	24:13.410	1:09.432	13.257	93.35	1:34.339	6
4	14	M	BROMILEY / BALFE	SR8	14	24:24.716	1:20.738	11.306	92.63	1:34.880	9
5	88	M	JOHNSTON / WOODWARD	SR8	14	24:29.790	1:25.812	5.074	92.31	1:35.660	3
6	6	S	CUMMINGS / ELLIS	SR3	14	24:44.862	1:40.884	15.072	91.37	1:37.296	9
7	7	S	SMITHSON / MOSELEY	SR3	14	24:48.328	1:44.350	3.466	91.16	1:37.010	9
8	35	S	WELLS / LITTLEJOHN	SR3	14	24:51.323	1:47.345	2.995	90.97	1:36.934	9
9	33	S	KETCHELL / KAISER	SR3	14	24:56.852	1:52.874	5.529	90.64	1:37.796	5
10	75	S(M)	Garth WALDEN	SR3	14	24:58.777	1:54.799	1.925	90.52	1:38.813	5
11	74	S	James ABBOTT	SR3	13	23:15.114	1 lap	1 lap	90.30	1:39.284	4
12	66	S	LYONS / DUNN	SR3	13	23:25.427	1 lap	10.313	89.64	1:37.537	5
13	5	S	FORSYTH / LONDOP	SR3	13	23:28.999	1 lap	3.572	89.41	1:40.135	7
14	9	S	WRIGHT / ASHTON	SR3	13	23:45.918	1 lap	16.919	88.35	1:38.390	5

NOT CLASSIFIED

RET	46	S	FERGUSON / FERGUSON	SR3	13	23:30.577	1 lap		89.31	1:38.682	6
RET	67	S	KANE / SIMMONDS	SR3	12	21:56.196	2 laps	1 lap	88.35	1:41.669	7

FASTEST LAP

12	M	STANLEY / SWIFT	SR8	6	1:34.339	102.72 mph	165.32 kph
70	S	THORBURN / WHELDON	SR3	10	1:36.704	100.21 mph	161.28 kph
75	S(M)	Garth WALDEN	SR3	5	1:38.813	98.07 mph	157.83 kph

Weather / Track : Cloudy / Damp

These results are provisional until the conclusion of any judicial and technical matters.

Oulton Park International
Circuit Length = 2.6920 miles
Start: 16:16 End: 16:50

Clerk of Course :		Timekeeper :	
-------------------	--	--------------	--

Radical UK Cup

RACE 7 - LAP CHART

Lap 1			Lap 2			Lap 3			Lap 4			Lap 5		
No	Behind	Laptime	No	Behind	Laptime	No	Behind	Laptime	No	Behind	Laptime	No	Behind	Laptime
14		1:38.637	14		1:35.142	14		1:34.902	14		1:35.338	12		1:35.121
12	0.409	1:39.046	12	0.244	1:34.977	12	0.704	1:35.362	12	0.528	1:35.162	14	0.629	1:36.278
61	1.742	1:40.379	61	1.530	1:34.930	61	2.147	1:35.519	61	3.090	1:36.281	61	3.279	1:35.838
88	2.737	1:41.374	88	4.008	1:36.413	88	4.766	1:35.660	88	7.135	1:37.707	88	8.231	1:36.745
70	5.196	1:43.833	70	7.979	1:37.925	70	10.586	1:37.509	70	12.637	1:37.389	70	13.786	1:36.798
6	5.798	1:44.435	6	8.996	1:38.340	6	12.168	1:38.074	6	14.518	1:37.688	6	16.324	1:37.455
33	6.384	1:45.021	33	9.698	1:38.456	33	12.770	1:37.974	33	15.299	1:37.867	33	17.446	1:37.796
66	7.439	1:46.076	66	10.556	1:38.259	66	13.645	1:37.991	66	16.053	1:37.746	66	17.941	1:37.537
35	7.623	1:46.260	7	11.245	1:38.476	7	14.064	1:37.721	7	16.286	1:37.560	7	18.173	1:37.536
7	7.911	1:46.548	35	12.194	1:39.713	35	14.516	1:37.224	35	16.999	1:37.821	35	18.778	1:37.428
75	8.543	1:47.180	75	13.499	1:40.098	75	17.417	1:38.820	75	21.067	1:38.988	75	24.231	1:38.813
9	9.233	1:47.870	9	14.364	1:40.273	9	19.044	1:39.582	9	22.248	1:38.542	9	24.989	1:38.390
46	10.079	1:48.716	46	15.516	1:40.579	46	20.305	1:39.691	46	24.160	1:39.193	46	27.637	1:39.126
5	10.853	1:49.490	74	18.223	1:41.701	74	23.026	1:39.705	74	26.972	1:39.284	74	31.162	1:39.839
74	11.664	1:50.301	5	18.641	1:42.930	5	25.983	1:42.244	5	31.100	1:40.455	5	36.104	1:40.653
67	14.232	1:52.869	67	23.486	1:44.396	67	32.639	1:44.055	67	41.282	1:43.981	67	48.518	1:42.885

Weather / Track : Cloudy / Damp

Oulton Park International
 Circuit Length = 2.6920 miles
 Start: 16:16 End: 16:50

Radical UK Cup

RACE 7 - LAP CHART

Lap 6			Lap 7			Lap 8			Lap 9			Lap 10		
No	Behind	Laptime	No	Behind	Laptime	No	Behind	Laptime	No	Behind	Laptime	No	Behind	Laptime
12		1:34.339	12		1:34.805	12		1:35.233	12		1:35.318	12		1:35.386
14	1.829	1:35.539	14	2.546	1:35.522	14	3.012	1:35.699	14	2.574	1:34.880	14	2.539	1:35.351
61	5.616	1:36.676	61	6.679	1:35.868	61	7.683	1:36.237	61	8.706	1:36.341	61	9.457	1:36.137
88	9.994	1:36.102	88	12.005	1:36.816	88	13.662	1:36.890	88	14.996	1:36.652	88	16.025	1:36.415
70	16.311	1:36.864	70	18.606	1:37.100	70	20.524	1:37.151	70	21.964	1:36.758	70	23.282	1:36.704
6	19.486	1:37.501	6	22.758	1:38.077	6	25.226	1:37.701	6	27.204	1:37.296	6	29.400	1:37.582
33	20.937	1:37.830	33	24.081	1:37.949	33	26.833	1:37.985	33	29.392	1:37.877	33	31.942	1:37.936
66	21.297	1:37.695	66	24.550	1:38.058	66	27.413	1:38.096	66	30.071	1:37.976	66	32.258	1:37.573
7	21.863	1:38.029	7	25.628	1:38.570	7	28.628	1:38.233	7	30.320	1:37.010	7	32.911	1:37.977
35	22.278	1:37.839	35	25.803	1:38.330	35	29.775	1:39.205	35	31.391	1:36.934	35	33.345	1:37.340
75	28.901	1:39.009	75	33.206	1:39.110	75	37.598	1:39.625	75	41.166	1:38.886	75	45.912	1:40.132
9	29.429	1:38.779	9	34.111	1:39.487	9	38.668	1:39.790	9	41.875	1:38.525	9	46.166	1:39.677
46	31.980	1:38.682	46	36.183	1:39.008	46	41.351	1:40.401	46	45.024	1:38.991	46	49.012	1:39.374
74	36.752	1:39.929	74	41.567	1:39.620	74	47.128	1:40.794	74	51.449	1:39.639	74	56.500	1:40.437
5	41.998	1:40.233	5	47.328	1:40.135	5	52.296	1:40.201	5	58.162	1:41.184	5	1:03.329	1:40.553
67	56.630	1:42.451	67	1:03.494	1:41.669	67	1:11.075	1:42.814	67	1:17.569	1:41.812	67	1:24.676	1:42.493

Weather / Track : Cloudy / Damp

Oulton Park International
 Circuit Length = 2.6920 miles
 Start: 16:16 End: 16:50

Radical UK Cup

RACE 7 - LAP CHART

Lap 11			Lap 12			Lap 13			Lap 14		
No	Behind	Laptime	No	Behind	Laptime	No	Behind	Laptime	No	Behind	Laptime
12		1:36.993	12		1:39.882 P	88		1:40.148 P	70		1:52.538 P
14	5.139	1:39.593 P	61	9.948	1:40.069 P	70	7.321	1:39.644	74	1 LAP	1:54.253
61	9.761	1:37.297	88	12.347	1:36.578	74	1 LAP	2:46.385	66	1 LAP	3:38.798 P
88	15.651	1:36.619	70	20.172	1:36.772	5	1 LAP	2:47.902	5	1 LAP	1:58.518
70	23.282	1:36.993	6	31.101	1:40.846 P	7	26.364	1:47.137 P	46	1 LAP	1:56.723
6	30.137	1:37.730	7	31.722	1:37.644	35	27.670	1:47.684 P	9	1 LAP	3:42.965
33	32.925	1:37.976	35	32.481	1:37.841	46	1 LAP	3:07.854	61	56.175	1:53.161
66	33.383	1:38.118	33	34.284	1:41.241 P	75	44.118	1:48.751 P	12	1:09.432	2:00.567
7	33.960	1:38.042	66	35.005	1:41.504 P	67	1 LAP	2:49.907	14	1:20.738	1:58.414
35	34.522	1:38.170	75	47.862	1:39.357	61	1:02.873	2:45.420	88	1:25.812	3:25.671 P
75	48.387	1:39.468	9	51.329	1:42.439 P	12	1:08.724	3:01.219	6	1:40.884	1:56.767
9	48.772	1:39.599	14	1:16.414	2:51.157 P	14	1:22.183	1:58.264	7	1:44.350	3:17.845
46	54.258	1:42.239 P				6	1:43.976	3:05.370	35	1:47.345	3:19.534
74	1:02.734	1:43.227 P				33	1:52.270	3:10.481	33	1:52.874	2:00.463
5	1:10.837	1:44.501 P							75	1:54.799	3:10.540
67	1:34.547	1:46.864 P									

Weather / Track : Cloudy / Damp

Oulton Park International
 Circuit Length = 2.6920 miles
 Start: 16:16 End: 16:50

Lotus Elise Trophy

QUALIFYING - RACE 3 - CLASSIFICATION

POS	NO	CL	NAME	ENTRY	TIME	ON	LAPS	GAP	DIFF	MPH
1	91		Luigi Valentino MAZZA	Elise S1	1:57.087	8	9			82.77
2	5		Ken SAVAGE	Elise S1	1:58.477	5	6	1.390	1.390	81.79
3	16		Ben HYLAND	Elise S1	1:59.223	5	10	2.136	0.746	81.28
4	72		Dan PLANT	Elise S1	1:59.431	8	10	2.344	0.208	81.14
5	10		Sean NASH	Elise S1	1:59.969	8	10	2.882	0.538	80.78
6	97		Andy DOLAN	Elise S1	2:00.083	8	10	2.996	0.114	80.70
7	11		Chris DUNSTER	Elise S1	2:00.236	8	10	3.149	0.153	80.60
8	58		Adam BEWSEY	Elise S1	2:00.644	5	10	3.557	0.408	80.32
9	15		Tania MANN	Elise S2 111R	2:00.765	8	10	3.678	0.121	80.24
10	30		Dave CARR	Elise S2	2:01.253	8	10	4.166	0.488	79.92
11	59		Nigel HANNAM	Elise S1	2:01.453	8	10	4.366	0.200	79.79
12	32		Frank MATTHEWS	Elise S1	2:01.522	7	8	4.435	0.069	79.74
13	80		Steve TRAIN	Elise S2 111R	2:01.585	9	9	4.498	0.063	79.70
14	57		Neil STOTHERT	Elise S1	2:02.290	9	10	5.203	0.705	79.24
15	52		Stuart PLOTNEK	Elise S1	2:02.596	1	3	5.509	0.306	79.05
16	89		Simon JONES	Elise S1	2:03.312	10	10	6.225	0.716	78.59
17	63		Paul BAKER	Elise S1	2:03.888	8	9	6.801	0.576	78.22
18	12		Seth WALPOLE	Elise S1	2:03.959	9	9	6.872	0.071	78.18
19	28		Will PRICE	Elise S1	2:03.961	7	9	6.874	0.002	78.18
20	34		James PROCTOR	Exige S2	2:04.201	8	10	7.114	0.240	78.02
21	78		Axel MERTENS	Elise S1	2:04.558	9	9	7.471	0.357	77.80
22	77		Graham TAVENDER	Elise S2	2:04.700	9	9	7.613	0.142	77.71
23	17		Neil LIVSEY	Elise S1	2:05.835	7	9	8.748	1.135	77.01
24	61		Rob WOOLRIDGE	Elise S1	2:06.516	4	4	9.429	0.681	76.60
25	61		Andy NAPIER	Elise S1	2:09.941	3	4	12.854	3.425	74.58
26	53		Christopher MAYHEW	Elise S2	2:10.147	9	9	13.060	0.206	74.46
27	43		Phil STRATTON LAKE	Elise S1	2:28.800	2	3	31.713	18.653	65.12
28	92		Craig DENMAN	Elise S1		0	1			

Weather / Track : Bright / Dry
 These results are provisional until the conclusion of any judicial and technical matters.

Oulton Park International
 Circuit Length = 2.6920 miles
 Start: 09:48 End: 10:10

Clerk of Course :		Timekeeper :
-------------------	--	--------------

Lotus Elise Trophy

QUALIFYING - RACE 3 - LAP ANALYSIS

5	Ken SAVAGE			Elise S1			
1 -	2:00.093	+ 1.616	9:52:39.146	4 -	2:00.566	+ 2.089	9:58:37.269
2 -	1:58.729	+ 0.252	9:54:37.875	5 -	1:58.477		10:00:35.746
3 -	1:58.828	+ 0.351	9:56:36.703	6 -	2:11.903 P	+ 13.426	10:02:47.649
10	Sean NASH			Elise S1			
1 -	2:15.082	+ 15.113	9:51:04.865	6 -	2:02.280	+ 2.311	10:01:33.337
2 -	2:19.439	+ 19.470	9:53:24.304	7 -	2:00.367	+ 0.398	10:03:33.704
3 -	2:03.885	+ 3.916	9:55:28.189	8 -	1:59.969		10:05:33.673
4 -	2:01.704	+ 1.735	9:57:29.893	9 -	2:00.285	+ 0.316	10:07:33.958
5 -	2:01.164	+ 1.195	9:59:31.057	10 -	2:00.487	+ 0.518	10:09:34.445
11	Chris DUNSTER			Elise S1			
1 -	2:07.327	+ 7.091	9:50:40.811	6 -	2:00.536	+ 0.300	10:00:49.495
2 -	2:02.268	+ 2.032	9:52:43.079	7 -	2:00.587	+ 0.351	10:02:50.082
3 -	2:03.858	+ 3.622	9:54:46.937	8 -	2:00.236		10:04:50.318
4 -	2:00.983	+ 0.747	9:56:47.920	9 -	2:01.255	+ 1.019	10:06:51.573
5 -	2:01.039	+ 0.803	9:58:48.959	10 -	2:00.376	+ 0.140	10:08:51.949
12	Seth WALPOLE			Elise S1			
1 -	2:19.949	+ 15.990	9:51:24.260	6 -	2:43.243	+ 39.284	10:02:56.685
2 -	2:21.112	+ 17.153	9:53:45.372	7 -	2:05.128	+ 1.169	10:05:01.813
3 -	2:10.746	+ 6.787	9:55:56.118	8 -	2:05.872	+ 1.913	10:07:07.685
4 -	2:05.623	+ 1.664	9:58:01.741	9 -	2:03.959		10:09:11.644
5 -	2:11.701 P	+ 7.742	10:00:13.442				
15	Tania MANN			Elise S2 111R			
1 -	2:10.115	+ 9.350	9:50:42.828	6 -	2:00.908	+ 0.143	10:01:03.128
2 -	2:05.159	+ 4.394	9:52:47.987	7 -	2:02.103	+ 1.338	10:03:05.231
3 -	2:06.114	+ 5.349	9:54:54.101	8 -	2:00.765		10:05:05.996
4 -	2:04.025	+ 3.260	9:56:58.126	9 -	2:02.321	+ 1.556	10:07:08.317
5 -	2:04.094	+ 3.329	9:59:02.220	10 -	2:01.986	+ 1.221	10:09:10.303
16	Ben HYLAND			Elise S1			
1 -	2:12.384	+ 13.161	9:50:59.221	6 -	2:00.075	+ 0.852	10:01:03.969
2 -	2:03.047	+ 3.824	9:53:02.268	7 -	2:00.361	+ 1.138	10:03:04.330
3 -	2:01.730	+ 2.507	9:55:03.998	8 -	1:59.321	+ 0.098	10:05:03.651
4 -	2:00.673	+ 1.450	9:57:04.671	9 -	2:00.538	+ 1.315	10:07:04.189
5 -	1:59.223		9:59:03.894	10 -	1:59.448	+ 0.225	10:09:03.637
17	Neil LIVSEY			Elise S1			
1 -	2:18.539	+ 12.704	9:51:03.913	6 -	2:07.638	+ 1.803	10:02:08.421
2 -	2:18.996	+ 13.161	9:53:22.909	7 -	2:05.835		10:04:14.256
3 -	2:16.364	+ 10.529	9:55:39.273	8 -	2:07.738	+ 1.903	10:06:21.994
4 -	2:11.131	+ 5.296	9:57:50.404	9 -	2:08.214	+ 2.379	10:08:30.208
5 -	2:10.379	+ 4.544	10:00:00.783				
28	Will PRICE			Elise S1			
1 -	2:19.139	+ 15.178	9:51:42.975	6 -	2:05.507	+ 1.546	10:02:32.795
2 -	2:17.496	+ 13.535	9:54:00.471	7 -	2:03.961		10:04:36.756
3 -	2:11.270	+ 7.309	9:56:11.741	8 -	2:05.805	+ 1.844	10:06:42.561
4 -	2:06.482	+ 2.521	9:58:18.223	9 -	2:07.279	+ 3.318	10:08:49.840
5 -	2:09.065	+ 5.104	10:00:27.288				
30	Dave CARR			Elise S2			
1 -	2:12.354	+ 11.101	9:51:04.051	6 -	2:03.043	+ 1.790	10:01:33.797
2 -	2:09.924	+ 8.671	9:53:13.975	7 -	2:02.245	+ 0.992	10:03:36.042
3 -	2:06.707	+ 5.454	9:55:20.682	8 -	2:01.253		10:05:37.295
4 -	2:06.210	+ 4.957	9:57:26.892	9 -	2:02.258	+ 1.005	10:07:39.553
5 -	2:03.862	+ 2.609	9:59:30.754	10 -	2:02.365	+ 1.112	10:09:41.918

Weather / Track : Bright / Dry

Oulton Park International
Circuit Length = 2.6920 miles
Start: 09:48 End: 10:10

Lotus Elise Trophy

QUALIFYING - RACE 3 - LAP ANALYSIS

32	Frank MATTHEWS			Elise S1			
1 -	2:14.174	+ 12.652	9:51:35.852	5 -	2:05.117	+ 3.595	10:00:14.353
2 -	2:16.654	+ 15.132	9:53:52.506	6 -	2:04.595	+ 3.073	10:02:18.948
3 -	2:12.107	+ 10.585	9:56:04.613	7 -	2:01.522		10:04:20.470
4 -	2:04.623	+ 3.101	9:58:09.236	8 -	2:01.705	+ 0.183	10:06:22.175
34	James PROCTOR			Exige S2			
1 -	2:14.375	+ 10.174	9:51:12.063	6 -	2:05.086	+ 0.885	10:02:06.217
2 -	2:24.033	+ 19.832	9:53:36.096	7 -	2:04.862	+ 0.661	10:04:11.079
3 -	2:09.436	+ 5.235	9:55:45.532	8 -	2:04.201		10:06:15.280
4 -	2:06.218	+ 2.017	9:57:51.750	9 -	2:04.778	+ 0.577	10:08:20.058
5 -	2:09.381	+ 5.180	10:00:01.131	10 -	2:04.519	+ 0.318	10:10:24.577
43	Phil STRATTON LAKE			Elise S1			
1 -	2:20.867	+ -7.933	9:51:04.583	3 -	2:13.070 P	+ -15.730	9:55:46.453
2 -	2:28.800		9:53:33.383				
52	Stuart PLOTNEK			Elise S1			
1 -	2:02.596		9:52:42.195	3 -	4:45.605 P	+ 2:43.009	10:01:02.013
2 -	3:34.213 P	+ 1:31.617	9:56:16.408				
53	Christopher MAYHEW			Elise S2			
1 -	2:23.205	+ 13.058	9:51:03.252	6 -	2:11.331	+ 1.184	10:02:26.893
2 -	2:25.735	+ 15.588	9:53:28.987	7 -	2:11.294	+ 1.147	10:04:38.187
3 -	2:17.865	+ 7.718	9:55:46.852	8 -	2:15.099	+ 4.952	10:06:53.286
4 -	2:13.816	+ 3.669	9:58:00.668	9 -	2:10.147		10:09:03.433
5 -	2:14.894	+ 4.747	10:00:15.562				
57	Neil STOTHERT			Elise S1			
1 -	2:11.914	+ 9.624	9:51:06.890	6 -	2:03.918	+ 1.628	10:01:49.842
2 -	2:23.372	+ 21.082	9:53:30.262	7 -	2:05.240	+ 2.950	10:03:55.082
3 -	2:08.775	+ 6.485	9:55:39.037	8 -	2:06.677	+ 4.387	10:06:01.759
4 -	2:03.212	+ 0.922	9:57:42.249	9 -	2:02.290		10:08:04.049
5 -	2:03.675	+ 1.385	9:59:45.924	10 -	2:08.044	+ 5.754	10:10:12.093
58	Adam BEWSEY			Elise S1			
1 -	2:11.309	+ 10.665	9:50:48.071	6 -	2:00.862	+ 0.218	10:01:06.645
2 -	2:07.654	+ 7.010	9:52:55.725	7 -	2:01.548	+ 0.904	10:03:08.193
3 -	2:05.193	+ 4.549	9:55:00.918	8 -	2:07.145	+ 6.501	10:05:15.338
4 -	2:04.221	+ 3.577	9:57:05.139	9 -	2:01.505	+ 0.861	10:07:16.843
5 -	2:00.644		9:59:05.783	10 -	2:01.210	+ 0.566	10:09:18.053
59	Nigel HANNAM			Elise S1			
1 -	2:24.654	+ 23.201	9:51:06.831	6 -	2:02.099	+ 0.646	10:01:46.593
2 -	2:22.546	+ 21.093	9:53:29.377	7 -	2:02.650	+ 1.197	10:03:49.243
3 -	2:10.225	+ 8.772	9:55:39.602	8 -	2:01.453		10:05:50.696
4 -	2:02.968	+ 1.515	9:57:42.570	9 -	2:02.586	+ 1.133	10:07:53.282
5 -	2:01.924	+ 0.471	9:59:44.494	10 -	2:02.697	+ 1.244	10:09:55.979
61	Rob WOOLRIDGE			Elise S1			
1 -	2:13.710	+ 7.194	10:03:34.737	3 -	2:08.910	+ 2.394	10:07:53.659
2 -	2:10.012	+ 3.496	10:05:44.749	4 -	2:06.516		10:10:00.175
61	Andy NAPIER			Elise S1			
1 -	2:16.136	+ 6.195	9:51:26.149	3 -	2:09.941		9:55:58.865
2 -	2:22.775	+ 12.834	9:53:48.924	4 -	2:12.835 P	+ 2.894	9:58:11.700
63	Paul BAKER			Elise S1			
1 -	2:23.079	+ 19.191	9:51:25.647	6 -	2:07.344	+ 3.456	10:02:36.143
2 -	2:26.324	+ 22.436	9:53:51.971	7 -	2:05.586	+ 1.698	10:04:41.729
3 -	2:15.506	+ 11.618	9:56:07.477	8 -	2:03.888		10:06:45.617

Weather / Track : Bright / Dry

Oulton Park International
Circuit Length = 2.6920 miles
Start: 09:48 End: 10:10

Lotus Elise Trophy

QUALIFYING - RACE 3 - LAP ANALYSIS


4 -	2:09.436	+ 5.548	9:58:16.913	9 -	2:04.894	+ 1.006	10:08:50.511
5 -	2:11.886	+ 7.998	10:00:28.799				
72	Dan PLANT			Elise S1			
1 -	2:11.664	+ 12.233	9:51:05.012	6 -	2:00.397	+ 0.966	10:01:27.073
2 -	2:12.652	+ 13.221	9:53:17.664	7 -	2:00.385	+ 0.954	10:03:27.458
3 -	2:03.337	+ 3.906	9:55:21.001	8 -	1:59.431		10:05:26.889
4 -	2:04.301	+ 4.870	9:57:25.302	9 -	2:00.140	+ 0.709	10:07:27.029
5 -	2:01.374	+ 1.943	9:59:26.676	10 -	1:59.865	+ 0.434	10:09:26.894
77	Graham TAVENDER			Elise S2			
1 -	2:19.131	+ 14.431	9:51:37.219	6 -	2:16.815 P	+ 12.115	10:02:52.542
2 -	2:19.399	+ 14.699	9:53:56.618	7 -	2:26.753	+ 22.053	10:05:19.295
3 -	2:14.084	+ 9.384	9:56:10.702	8 -	2:05.850	+ 1.150	10:07:25.145
4 -	2:15.283	+ 10.583	9:58:25.985	9 -	2:04.700		10:09:29.845
5 -	2:09.742	+ 5.042	10:00:35.727				
78	Axel MERTENS			Elise S1			
1 -	2:23.184	+ 18.626	9:51:23.554	6 -	2:11.100	+ 6.542	10:02:23.723
2 -	2:24.396	+ 19.838	9:53:47.950	7 -	2:05.162	+ 0.604	10:04:28.885
3 -	2:08.811	+ 4.253	9:55:56.761	8 -	2:05.423	+ 0.865	10:06:34.308
4 -	2:05.922	+ 1.364	9:58:02.683	9 -	2:04.558		10:08:38.866
5 -	2:09.940	+ 5.382	10:00:12.623				
80	Steve TRAIN			Elise S2 111R			
1 -	2:08.228	+ 6.643	9:50:40.146	6 -	2:03.547	+ 1.962	10:00:58.816
2 -	2:02.718	+ 1.133	9:52:42.864	7 -	2:09.447 P	+ 7.862	10:03:08.263
3 -	2:05.162	+ 3.577	9:54:48.026	8 -	3:43.608	+ 1:42.023	10:06:51.871
4 -	2:04.153	+ 2.568	9:56:52.179	9 -	2:01.585		10:08:53.456
5 -	2:03.090	+ 1.505	9:58:55.269				
89	Simon JONES			Elise S1			
1 -	2:10.187	+ 6.875	9:50:48.361	6 -	2:07.660	+ 4.348	10:01:18.897
2 -	2:07.813	+ 4.501	9:52:56.174	7 -	2:09.020	+ 5.708	10:03:27.917
3 -	2:05.696	+ 2.384	9:55:01.870	8 -	2:05.563	+ 2.251	10:05:33.480
4 -	2:04.603	+ 1.291	9:57:06.473	9 -	2:06.287	+ 2.975	10:07:39.767
5 -	2:04.764	+ 1.452	9:59:11.237	10 -	2:03.312		10:09:43.079
91	Luigi Valentino MAZZA			Elise S1			
1 -	2:44.497	+ 47.410	9:52:13.579	6 -	2:04.389 P	+ 7.302	10:02:43.407
2 -	2:03.893	+ 6.806	9:54:17.472	7 -	3:27.545	+ 1:30.458	10:06:10.952
3 -	1:59.560	+ 2.473	9:56:17.032	8 -	1:57.087		10:08:08.039
4 -	2:21.610	+ 24.523	9:58:38.642	9 -	1:58.824	+ 1.737	10:10:06.863
5 -	2:00.376	+ 3.289	10:00:39.018				
92	Craig DENMAN			Elise S1			
1 -	2:07.293	3 - 3:58:47.483	9:50:41.435				
97	Andy DOLAN			Elise S1			
1 -	2:11.577	+ 11.494	9:50:47.221	6 -	2:00.573	+ 0.490	10:01:01.210
2 -	2:06.196	+ 6.113	9:52:53.417	7 -	2:00.813	+ 0.730	10:03:02.023
3 -	2:02.663	+ 2.580	9:54:56.080	8 -	2:00.083		10:05:02.106
4 -	2:02.284	+ 2.201	9:56:58.364	9 -	2:03.421	+ 3.338	10:07:05.527
5 -	2:02.273	+ 2.190	9:59:00.637	10 -	2:00.407	+ 0.324	10:09:05.934

Weather / Track : Bright / Dry

Oulton Park International
Circuit Length = 2.6920 miles
Start: 09:48 End: 10:10

Lotus Elise Trophy

RACE 3 - GRID

ROW 14	0.000 92 Craig DENMAN	
ROW 13	2:10.147 53 Christopher MAYHEW	2:28.800 43 Phil STRATTON LAKE
ROW 12	2:05.835 17 Neil LIVSEY	2:09.941 61 Andy NAPIER
ROW 11	2:04.558 78 Axel MERTENS	2:04.700 77 Graham TAVENDER
ROW 10	2:03.961 28 Will PRICE	2:04.201 34 James PROCTOR
ROW 9	2:03.888 63 Paul BAKER	2:03.959 12 Seth WALPOLE
ROW 8	2:02.596 52 Stuart PLOTNEK	2:03.312 89 Simon JONES
ROW 7	2:01.585 80 Steve TRAIN	2:02.290 57 Neil STOTHERT
ROW 6	2:01.453 59 Nigel HANNAM	2:01.522 32 Frank MATTHEWS
ROW 5	2:00.765 15 Tania MANN	2:01.253 30 Dave CARR
ROW 4	2:00.236 11 Chris DUNSTER	2:00.644 58 Adam BEWSEY
ROW 3	1:59.969 10 Sean NASH	2:00.083 97 Andy DOLAN
ROW 2	1:59.223 16 Ben HYLAND	1:59.431 72 Dan PLANT
ROW 1	1:57.087 91 Luigi Valentino MAZZA	1:58.477 5 Ken SAVAGE
Pole		
		


Oulton Park International
Circuit Length = 2.6920 miles

These results are provisional until the conclusion of any judicial and technical matters.

Clerk of Course :		Timekeeper :
-------------------	--	--------------

Lotus Elise Trophy

RACE 8 - GRID

ROW 14	92	Craig DENMAN	
ROW 13	53	Christopher MAYHEW	43
ROW 12	17	Neil LIVSEY	61
ROW 11	78	Axel MERTENS	77
ROW 10	28	Will PRICE	34
ROW 9	63	Paul BAKER	12
ROW 8	52	Stuart PLOTNEK	89
ROW 7	80	Steve TRAIN	57
ROW 6	59	Nigel HANNAM	32
ROW 5	5	Ken SAVAGE	91
ROW 4	72	Dan PLANT	16
ROW 3	97	Andy DOLAN	10
ROW 2	58	Adam BEWSEY	11
ROW 1	30	Dave CARR	15
Pole			
			

Oulton Park International
Circuit Length = 2.6920 miles

These results are provisional until the conclusion of any judicial and technical matters.

Clerk of Course :		Timekeeper :
-------------------	--	--------------

Lotus Elise Trophy

RACE 3 - CLASSIFICATION

POS	NO	CL	NAME	ENTRY	LAPS	TIME	GAP	DIFF	MPH	BEST	ON
1	91		Luigi Valentino MAZZA	Elise S1	11	21:47.637			81.52	1:57.197	2
2	5		Ken SAVAGE	Elise S1	11	21:49.093	1.456	1.456	81.43	1:56.712	2
3	52		Stuart PLOTNEK	Elise S1	11	22:19.849	32.212	30.756	79.56	1:59.256	7
4	58		Adam BEWSEY	Elise S1	11	22:20.141	32.504	0.292	79.54	2:00.121	5
5	72		Dan PLANT	Elise S1	11	22:20.465	32.828	0.324	79.52	1:59.820	9
6	30		Dave CARR	Elise S2	11	22:29.686	42.049	9.221	78.98	2:01.109	11
7	17		Neil LIVSEY	Elise S1	11	22:30.169	42.532	0.483	78.95	2:00.909	5
8	80		Steve TRAIN	Elise S2 111R	11	22:30.853	43.216	0.684	78.91	2:00.355	11
9	89		Simon JONES	Elise S1	11	22:37.262	49.625	6.409	78.54	2:01.481	4
10	59		Nigel HANNAM	Elise S1	11	22:38.215	50.578	0.953	78.48	2:01.779	2
11	57		Neil STOTHERT	Elise S1	11	22:39.808	52.171	1.593	78.39	2:01.786	11
12	61		Andy NAPIER	Elise S1	11	22:40.378	52.741	0.570	78.36	2:01.369	6
13	12		Seth WALPOLE	Elise S1	11	22:46.209	58.572	5.831	78.02	2:00.737	6
14	77		Graham TAVENDER	Elise S2	11	22:46.708	59.071	0.499	78.00	2:01.338	6
15	34		James PROCTOR	Exige S2	11	22:50.898	1:03.261	4.190	77.76	2:00.576	10
16	78		Axel MERTENS	Elise S1	11	22:54.421	1:06.784	3.523	77.56	2:01.164	5
17	63		Paul BAKER	Elise S1	11	22:54.814	1:07.177	0.393	77.54	2:01.515	7
18	32		Frank MATTHEWS	Elise S1	11	23:07.571	1:19.934	12.757	76.82	2:00.148	10
19	53		Christopher MAYHEW	Elise S2	10	21:53.832	1 lap	1 lap	73.76	2:07.882	9
NOT CLASSIFIED											
DNF	15		Tania MANN	Elise S2 111R	10	20:58.099	1 lap		77.03	2:01.096	5
DNF	10		Sean NASH	Elise S1	7	13:58.791	4 laps	3 laps	80.87	1:58.669	2
DNF	16		Ben HYLAND	Elise S1	7	13:59.191	4 laps	0.400	80.83	1:58.688	3
DNF	97		Andy DOLAN	Elise S1	7	14:16.313	4 laps	17.122	79.22	1:58.764	3
DNF	28		Will PRICE	Elise S1	6	12:23.250	5 laps	1 lap	78.23	2:01.425	4
DNF	11		Chris DUNSTER	Elise S1	6	12:23.496	5 laps	0.246	78.20	2:00.848	4
FASTEST LAP											
	5		Ken SAVAGE	Elise S1	2	1:56.712			83.03 mph	133.63 kph	

Weather / Track : Cloudy / Dry

These results are provisional until the conclusion of any judicial and technical matters.

Oulton Park International
Circuit Length = 2.6920 miles
Start: 13:35 End: 13:59

Clerk of Course :	Timekeeper :
-------------------	--------------

Lotus Elise Trophy

RACE 3 - LAP CHART

Lap 1			Lap 2			Lap 3			Lap 4			Lap 5		
No	Behind	Laptime	No	Behind	Laptime	No	Behind	Laptime	No	Behind	Laptime	No	Behind	Laptime
91		5:41.770	91		1:57.197	91		1:58.755	91		1:58.543	91		1:58.232
5	0.930	5:42.700	5	0.445	1:56.712	5	0.308	1:58.618	5	0.609	1:58.844	5	1.744	1:59.367
10	2.002	5:43.772	10	3.474	1:58.669	10	4.069	1:59.350	10	5.183	1:59.657	10	6.564	1:59.613
16	3.085	5:44.855	16	4.708	1:58.820	16	4.641	1:58.688	16	5.415	1:59.317	16	6.902	1:59.719
97	3.446	5:45.216	97	5.308	1:59.059	97	5.317	1:58.764	97	5.970	1:59.196	97	7.472	1:59.734
11	7.112	5:48.882	72	11.880	2:01.660	72	14.567	2:01.442	72	17.614	2:01.590	72	20.209	2:00.827
72	7.417	5:49.187	30	12.930	2:02.509	30	16.591	2:02.416	58	18.788	2:00.273	58	20.677	2:00.121
30	7.618	5:49.388	58	13.203	2:02.275	58	17.058	2:02.610	30	20.026	2:01.978	30	23.585	2:01.791
58	8.125	5:49.895	59	13.443	2:01.779	80	17.206	2:01.673	80	20.394	2:01.731	80	24.231	2:02.069
80	8.578	5:50.348	80	14.288	2:02.907	59	17.799	2:03.111	89	21.057	2:01.481	52	24.537	2:00.720
59	8.861	5:50.631	89	14.458	2:01.795	89	18.119	2:02.416	59	21.919	2:02.663	89	24.813	2:01.988
57	9.400	5:51.170	57	15.433	2:03.230	52	18.821	2:01.574	52	22.049	2:01.771	17	24.985	2:00.909
89	9.860	5:51.630	52	16.002	2:02.790	57	19.282	2:02.604	17	22.308	2:01.445	59	26.386	2:02.699
52	10.409	5:52.179	17	16.259	2:02.465	17	19.406	2:01.902	57	23.058	2:02.319	57	27.051	2:02.225
17	10.991	5:52.761	28	17.938	2:02.310	28	20.704	2:01.521	28	23.586	2:01.425	28	27.234	2:01.880
15	12.647	5:54.417	15	19.616	2:04.166	11	22.570	2:01.422	11	24.875	2:00.848	11	27.548	2:00.905
28	12.825	5:54.595	11	19.903	2:09.988	15	23.195	2:02.334	15	26.611	2:01.959	15	29.475	2:01.096
12	14.225	5:55.995	12	20.373	2:03.345	12	24.123	2:02.505	12	27.405	2:01.825	12	30.417	2:01.244
63	15.784	5:57.554	63	21.021	2:02.434	63	24.614	2:02.348	61	28.160	2:01.579	61	32.061	2:02.133
61	16.836	5:58.606	61	21.573	2:01.934	61	25.124	2:02.306	63	28.192	2:02.121	32	32.861	2:00.473
32	17.471	5:59.241	32	22.458	2:02.184	77	27.209	2:02.600	32	30.620	2:01.546	63	32.940	2:02.980
77	17.693	5:59.463	77	23.364	2:02.868	32	27.617	2:03.914	77	31.597	2:02.931	77	35.857	2:02.492
34	18.464	6:00.234	34	25.433	2:04.166	34	28.883	2:02.205	34	32.243	2:01.903	34	36.539	2:02.528
78	19.301	6:01.071	78	26.644	2:04.540	78	31.532	2:03.643	78	34.907	2:01.918	78	37.839	2:01.164
53	22.397	6:04.167	53	36.856	2:11.656	53	47.303	2:09.202	53	59.033	2:10.273	53	1:10.627	2:09.826

Weather / Track : Cloudy / Dry

Oulton Park International
Circuit Length = 2.6920 miles
Start: 13:35 End: 13:59

Lotus Elise Trophy

RACE 3 - LAP CHART

Lap 6			Lap 7			Lap 8			Lap 9			Lap 10		
No	Behind	Laptime	No	Behind	Laptime	No	Behind	Laptime	No	Behind	Laptime	No	Behind	Laptime
91		1:58.802	91		1:59.700	91		1:59.787	91		1:58.943	91		1:58.061
5	3.408	2:00.466	5	3.559	1:59.851	5	2.124	1:58.352	5	1.675	1:58.494	5	1.279	1:57.665
10	7.265	1:59.503	10	6.449	1:58.884	58	26.114	2:01.487	58	27.326	2:00.155	58	29.499	2:00.234
16	7.430	1:59.330	16	6.849	1:59.119	52	26.342	2:00.260	52	27.561	2:00.162	52	29.630	2:00.130
97	9.160	2:00.490	97	23.971	2:14.511 P	72	27.562	2:01.617	72	28.439	1:59.820	72	31.161	2:00.783
72	23.252	2:01.845	58	24.414	2:00.743	30	31.978	2:02.245	30	35.359	2:02.324	30	39.444	2:02.146
58	23.371	2:01.496	72	25.732	2:02.180	17	32.311	2:02.051	17	35.502	2:02.134	17	39.753	2:02.312
30	26.127	2:01.344	52	25.869	1:59.256	89	34.461	2:03.360	89	38.218	2:02.700	80	41.365	2:01.060
52	26.313	2:00.578	30	29.520	2:03.093	80	35.077	2:03.509	80	38.366	2:02.232	89	44.027	2:03.870
17	28.019	2:01.836	17	30.047	2:01.728	59	39.634	2:02.885	59	42.987	2:02.296	59	47.146	2:02.220
89	28.429	2:02.418	89	30.888	2:02.159	57	41.196	2:03.815	57	44.336	2:02.083	57	48.889	2:02.614
80	30.182	2:04.753	80	31.355	2:00.873	12	41.760	2:03.632	61	45.917	2:02.731	61	49.331	2:01.475
59	30.450	2:02.866	59	36.536	2:05.786	61	42.129	2:03.434	12	47.504	2:04.687	12	52.723	2:03.280
28	30.608	2:02.176	57	37.168	2:05.641	63	42.719	2:03.374	77	50.530	2:03.114	77	54.065	2:01.596
11	30.854	2:02.108	12	37.915	2:05.263	77	46.359	2:05.025	34	56.483	2:07.145	34	58.998	2:00.576
57	31.227	2:02.978	61	38.482	2:03.554	15	47.291	2:06.961	15	57.104	2:08.756	32	59.411	2:00.148
15	31.993	2:01.320	63	39.132	2:01.515	32	47.675	2:06.644	32	57.324	2:08.592	78	1:02.991	2:02.150
12	32.352	2:00.737	15	40.117	2:07.824	34	48.281	2:06.305	78	58.902	2:08.816	63	1:03.816	2:02.457
61	34.628	2:01.369	32	40.818	2:05.269	78	49.029	2:05.051	63	59.420	2:15.644	15	1:08.966	2:09.923 P
32	35.249	2:01.190	77	41.121	2:02.428	53	1:45.580	2:10.545	53	1:54.519	2:07.882			
63	37.317	2:03.179	34	41.763	2:01.669									
77	38.393	2:01.338	78	43.765	2:02.400									
34	39.794	2:02.057	53	1:34.822	2:13.650									
78	41.065	2:02.028												
53	1:20.872	2:09.047												

Weather / Track : Cloudy / Dry

Oulton Park International
Circuit Length = 2.6920 miles
Start: 13:35 End: 13:59

Lotus Elise Trophy

RACE 3 - LAP CHART

Lap 11		
No	Behind	Laptime
91		1:58.504
5	1.456	1:58.681
53	1 LAP	2:08.241
52	32.212	2:01.086
58	32.504	2:01.509
72	32.828	2:00.171
30	42.049	2:01.109
17	42.532	2:01.283
80	43.216	2:00.355
89	49.625	2:04.102
59	50.578	2:01.936
57	52.171	2:01.786
61	52.741	2:01.914
12	58.572	2:04.353
77	59.071	2:03.510
34	1:03.261	2:02.767
78	1:06.784	2:02.297
63	1:07.177	2:01.865
32	1:19.934	2:19.027

Weather / Track : Cloudy / Dry

Oulton Park International
Circuit Length = 2.6920 miles
Start: 13:35 End: 13:59

Lotus Elise Trophy

RACE 8 - CLASSIFICATION

POS	NO	CL	NAME	ENTRY	LAPS	TIME	GAP	DIFF	MPH	BEST	ON
1	91		Luigi Valentino MAZZA	Elise S1	8	17:33.073			73.62	2:09.224	4
2	11		Chris DUNSTER	Elise S1	8	17:35.274	2.201	2.201	73.46	2:09.796	3
3	16		Ben HYLAND	Elise S1	8	17:35.276	2.203	0.002	73.46	2:09.873	8
4	58		Adam BEWSEY	Elise S1	8	17:35.613	2.540	0.337	73.44	2:10.324	8
5	72		Dan PLANT	Elise S1	8	17:49.457	16.384	13.844	72.49	2:09.405	2
6	78		Axel MERTENS	Elise S1	8	17:58.926	25.853	9.469	71.85	2:11.323	8
7	97		Andy DOLAN	Elise S1	8	18:02.649	29.576	3.723	71.61	2:11.563	4
8	5		Ken SAVAGE	Elise S1	8	18:04.601	31.528	1.952	71.48	2:10.305	2
9	80		Steve TRAIN	Elise S2 111R	8	18:05.134	32.061	0.533	71.44	2:13.631	2
10	89		Simon JONES	Elise S1	8	18:05.686	32.613	0.552	71.41	2:12.808	4
11	15		Tania MANN	Elise S2 111R	8	18:06.432	33.359	0.746	71.36	2:12.312	4
12	59		Nigel HANNAM	Elise S1	8	18:07.535	34.462	1.103	71.29	2:12.282	4
13	12		Seth WALPOLE	Elise S1	8	18:12.044	38.971	4.509	70.99	2:13.538	4
14	43		Phil STRATTON LAKE	Elise S1	8	18:13.240	40.167	1.196	70.91	2:12.565	8
15	57		Neil STOTHERT	Elise S1	8	18:18.370	45.297	5.130	70.58	2:13.647	2
16	63		Paul BAKER	Elise S1	8	18:18.937	45.864	0.567	70.55	2:13.646	8
17	30		Dave CARR	Elise S2	8	18:20.222	47.149	1.285	70.46	2:13.992	2
18	34		James PROCTOR	Exige S2	8	18:29.061	55.988	8.839	69.90	2:12.998	4
19	77		Graham TAVENDER	Elise S2	8	18:30.954	57.881	1.893	69.78	2:14.050	4
20	32		Frank MATTHEWS	Elise S1	8	18:40.051	1:06.978	9.097	69.22	2:14.610	7
21	53		Christopher MAYHEW	Elise S2	8	19:49.357	2:16.284	1:09.306	65.18	2:24.424	3
22	61		Rob WOOLRIDGE	Elise S1	7	18:30.995	1 lap	1 lap	61.06	2:16.133	3

NOT CLASSIFIED

DNF	52		Stuart PLOTNEK	Elise S1	3	7:06.753	5 laps	4 laps	68.12	2:13.815	2
DNF	17		Neil LIVSEY	Elise S1	1	2:42.608	7 laps	2 laps	59.59		

FASTEST LAP

91			Luigi Valentino MAZZA	Elise S1	4	2:09.224		74.99 mph		120.69 kph	
----	--	--	-----------------------	----------	---	----------	--	-----------	--	------------	--

Weather / Track : Rain / Damp

These results are provisional until the conclusion of any judicial and technical matters.

Oulton Park International
Circuit Length = 2.6920 miles
Start: 16:58 End: 17:18

Clerk of Course :		Timekeeper :	
-------------------	--	--------------	--

Lotus Elise Trophy
RACE 8 - LAP CHART

Lap 1			Lap 2			Lap 3			Lap 4			Lap 5		
No	Behind	Laptime	No	Behind	Laptime	No	Behind	Laptime	No	Behind	Laptime	No	Behind	Laptime
11		2:14.576	11		2:10.189	11		2:09.796	11		2:10.378	91		2:11.605
58	1.994	2:16.570	58	2.508	2:10.703	58	3.333	2:10.621	91	2.246	2:09.224	11	0.560	2:14.411
16	2.431	2:17.007	16	2.695	2:10.453	91	3.400	2:10.104	58	3.681	2:10.726	58	1.042	2:11.212
91	2.918	2:17.494	91	3.092	2:10.363	16	4.002	2:11.103	5	4.495	2:10.335	16	3.625	2:12.503
5	3.735	2:18.311	5	3.851	2:10.305	5	4.538	2:10.483	16	4.973	2:11.349	72	6.423	2:14.136
72	4.958	2:19.534	72	4.174	2:09.405	72	5.237	2:10.859	72	6.138	2:11.279	97	19.403	2:17.653
30	5.626	2:20.202	30	9.429	2:13.992	97	14.416	2:14.701	97	15.601	2:11.563	89	20.046	2:17.006
97	5.950	2:20.526	97	9.511	2:13.750	89	14.461	2:14.065	89	16.891	2:12.808	59	20.484	2:15.953
80	6.569	2:21.145	80	10.011	2:13.631	80	15.492	2:15.277	59	18.382	2:12.282	78	21.117	2:15.362
59	7.191	2:21.767	89	10.192	2:13.056	59	16.478	2:15.666	80	19.323	2:14.209	80	21.729	2:16.257
89	7.325	2:21.901	59	10.608	2:13.606	78	17.001	2:12.597	78	19.606	2:12.983	5	21.871	2:31.227
63	9.283	2:23.859	63	13.630	2:14.536	12	19.075	2:14.360	12	22.235	2:13.538	15	22.705	2:14.045
12	9.432	2:24.008	78	14.200	2:12.655	30	19.735	2:20.102	15	22.511	2:12.312	12	25.725	2:17.341
32	10.326	2:24.902	12	14.511	2:15.268	63	20.207	2:16.373	30	25.936	2:16.579	30	30.070	2:17.985
78	11.734	2:26.310	32	15.120	2:14.983	15	20.577	2:14.670	63	26.402	2:16.573	63	30.899	2:18.348
15	12.780	2:27.356	15	15.703	2:13.112	32	21.146	2:15.822	43	26.616	2:15.179	43	31.043	2:18.278
52	13.158	2:27.734	52	16.784	2:13.815	43	21.815	2:14.580	32	26.926	2:16.158	57	31.698	2:17.565
77	13.451	2:28.027	43	17.031	2:12.926	57	23.241	2:14.615	34	27.719	2:12.998	34	32.397	2:18.529
43	14.294	2:28.870	77	18.028	2:14.766	34	25.099	2:15.910	57	27.984	2:15.121	77	36.250	2:19.535
57	14.964	2:29.540	57	18.422	2:13.647	77	26.894	2:18.662	77	30.566	2:14.050	32	46.550	2:33.475
34	15.641	2:30.217	34	18.985	2:13.533	52	32.192	2:25.204 P	53	1:06.179	2:24.876	53	1:28.592	2:36.264
61	19.174	2:33.750	61	31.383	2:22.398	61	37.720	2:16.133	61	1:39.170	3:11.828 P			
53	22.351	2:36.927	53	37.053	2:24.891	53	51.681	2:24.424						
17	28.032	2:42.608 P												

Weather / Track : Rain / Damp

Oulton Park International
Circuit Length = 2.6920 miles
Start: 16:58 End: 17:18

Lotus Elise Trophy
RACE 8 - LAP CHART

Lap 6			Lap 7			Lap 8		
No	Behind	Laptime	No	Behind	Laptime	No	Behind	Laptime
91		2:12.961	91		2:11.350	91		2:09.972
11	1.298	2:13.699	11	1.397	2:11.449	11	2.201	2:10.776
58	1.903	2:13.822	58	2.188	2:11.635	16	2.203	2:09.873
16	3.087	2:12.423	16	2.302	2:10.565	58	2.540	2:10.324
72	9.715	2:16.253	72	12.841	2:14.476	72	16.384	2:13.515
97	22.187	2:15.745	78	24.502	2:12.481	78	25.853	2:11.323
61	1 LAP	3:10.169 P	97	25.789	2:14.952	97	29.576	2:13.759
78	23.371	2:15.215	89	27.389	2:14.943	5	31.528	2:13.335
89	23.796	2:16.711	80	27.689	2:14.546	80	32.061	2:14.344
80	24.493	2:15.725	5	28.165	2:13.780	89	32.613	2:15.196
5	25.735	2:16.825	15	28.514	2:13.345	15	33.359	2:14.817
59	25.970	2:18.447	59	30.714	2:16.094	59	34.462	2:13.720
15	26.519	2:16.775	12	34.969	2:15.562	12	38.971	2:13.974
12	30.757	2:17.993	43	37.574	2:14.971	43	40.167	2:12.565
43	33.953	2:15.871	57	40.363	2:15.330	57	45.297	2:14.906
30	36.167	2:19.058	30	41.545	2:16.728	63	45.864	2:13.646
57	36.383	2:17.646	63	42.190	2:17.062	30	47.149	2:15.576
63	36.478	2:18.540	61	1 LAP	2:32.396	34	55.988	2:14.578
77	44.110	2:20.821	77	50.882	2:18.122	77	57.881	2:16.971
34	47.620	2:28.184	34	51.382	2:15.112	61	1 LAP	2:24.321
32	58.343	2:24.754	32	1:01.603	2:14.610	32	1:06.978	2:15.347
53	1:43.679	2:28.048	53	1:59.266	2:26.937	53	2:16.284	2:26.990

Weather / Track : Rain / Damp

Oulton Park International
 Circuit Length = 2.6920 miles
 Start: 16:58 End: 17:18

Mini Challenge

QUALIFYING - RACE 4 - CLASSIFICATION

POS	NO	CL	NAME	ENTRY	TIME	ON	LAPS	GAP	DIFF	MPH
1	6		Luke CAUDLE	Cooper S	1:55.913	5	10			83.60
2	3		Arthur FORSTER	Cooper S	1:56.039	9	9	0.126	0.126	83.51
3	77		Chris KNOX	Cooper S	1:56.093	4	10	0.180	0.054	83.47
4	1		Lee ALLEN	Cooper S	1:56.670	8	10	0.757	0.577	83.06
5	10		Chris SMITH	Cooper S	1:56.686	5	9	0.773	0.016	83.05
6	4		Stewarr LINES	Cooper S	1:57.206	10	10	1.293	0.520	82.68
7	50		Jason RICHARDSON	Cooper S	1:57.414	6	10	1.501	0.208	82.53
8	18		Sam OSBORNE	Cooper S	1:57.504	10	10	1.591	0.090	82.47
9	30		Martin DEPPER	Cooper S	1:57.686	5	9	1.773	0.182	82.34
10	8		Finlay CROCKER	Cooper S	1:57.918	7	9	2.005	0.232	82.18
11	29		Chris PANAYIOTOU	Cooper S	1:58.448	3	9	2.535	0.530	81.81
12	5		Andrew BAILEY	Cooper S	1:58.448	8	10	2.535	0.000	81.81
13	9		Kevin O'CONNOR	Cooper S	1:58.737	7	10	2.824	0.289	81.61
14	45		David OGDEN	Cooper S	1:59.106	5	10	3.193	0.369	81.36
15	68		Lee SULLIVAN	Cooper S	1:59.279	6	9	3.366	0.173	81.24
16	70	S	Bob HOSIER	Cooper S	2:02.713	4	9	6.800	3.434	78.97
17	7		Craig FREEMAN	Cooper S	2:02.784	8	9	6.871	0.071	78.92
18	25	S	Gary WARDLE	Cooper S	2:04.493	10	10	8.580	1.709	77.84
19	54	C	Antony WHORTON-EALES	Cooper	2:07.798	5	9	11.885	3.305	75.83
20	2	C	Dean RAYMOND	Cooper	2:09.354	5	7	13.441	1.556	74.92
21	44	C	Ben GRIDLEY	Cooper	2:10.397	5	9	14.484	1.043	74.32
22	19	C	Sarah PARSONS	Cooper	2:10.849	7	7	14.936	0.452	74.06
23	15	C	Patrick MORTIMER	Cooper	2:15.932	9	9	20.019	5.083	71.29

Cars 10 and 29 transponders not working please rectify for race

Weather / Track : Sunny / Dry

These results are provisional until the conclusion of any judicial and technical matters.

Oulton Park International
Circuit Length = 2.6920 miles
Start: 10:17 End: 10:40

Clerk of Course :		Timekeeper :
-------------------	--	--------------

Mini Challenge

QUALIFYING - RACE 4 - LAP ANALYSIS

1	Lee ALLEN			Cooper S			
1 -	2:12.331	+ 15.661	10:20:25.816	6 -	1:56.857	+ 0.187	10:30:14.332
2 -	2:00.495	+ 3.825	10:22:26.311	7 -	1:57.108	+ 0.438	10:32:11.440
3 -	1:57.172	+ 0.502	10:24:23.483	8 -	1:56.670		10:34:08.110
4 -	1:56.776	+ 0.106	10:26:20.259	9 -	1:56.712	+ 0.042	10:36:04.822
5 -	1:57.216	+ 0.546	10:28:17.475	10 -	1:59.084	+ 2.414	10:38:03.906
2	Dean RAYMOND			C Cooper			
1 -	2:31.385	+ 22.031	10:20:32.839	5 -	2:09.354		10:29:17.069
2 -	2:12.797	+ 3.443	10:22:45.636	6 -	2:25.230 P	+ 15.876	10:31:42.299
3 -	2:11.017	+ 1.663	10:24:56.653	7 -	6:38.328	+ 4:28.974	10:38:20.627
4 -	2:11.062	+ 1.708	10:27:07.715				
3	Arthur FORSTER			Cooper S			
1 -	2:35.389	+ 39.350	10:20:44.799	6 -	2:04.084	+ 8.045	10:31:04.328
2 -	2:05.852	+ 9.813	10:22:50.651	7 -	1:57.041	+ 1.002	10:33:01.369
3 -	1:57.273	+ 1.234	10:24:47.924	8 -	1:56.803	+ 0.764	10:34:58.172
4 -	1:56.503	+ 0.464	10:26:44.427	9 -	1:56.039		10:36:54.211
5 -	2:15.817	+ 19.778	10:29:00.244				
4	Stewarr LINES			Cooper S			
1 -	2:10.422	+ 13.216	10:20:49.916	6 -	1:57.900	+ 0.694	10:31:09.592
2 -	2:22.424	+ 25.218	10:23:12.340	7 -	1:57.736	+ 0.530	10:33:07.328
3 -	2:01.500	+ 4.294	10:25:13.840	8 -	1:58.504	+ 1.298	10:35:05.832
4 -	1:58.925	+ 1.719	10:27:12.765	9 -	2:02.257	+ 5.051	10:37:08.089
5 -	1:58.927	+ 1.721	10:29:11.692	10 -	1:57.206		10:39:05.295
5	Andrew BAILEY			Cooper S			
1 -	2:17.212	+ 18.764	10:20:45.443	6 -	2:02.360	+ 3.912	10:30:59.290
2 -	2:06.222	+ 7.774	10:22:51.665	7 -	2:03.288	+ 4.840	10:33:02.578
3 -	1:59.933	+ 1.485	10:24:51.598	8 -	1:58.448		10:35:01.026
4 -	1:59.560	+ 1.112	10:26:51.158	9 -	2:10.135	+ 11.687	10:37:11.161
5 -	2:05.772	+ 7.324	10:28:56.930	10 -	1:59.326	+ 0.878	10:39:10.487
6	Luke CAUDLE			Cooper S			
1 -	2:16.358	+ 20.445	10:20:21.531	6 -	1:56.346	+ 0.433	10:30:28.596
2 -	2:18.012	+ 22.099	10:22:39.543	7 -	1:56.109	+ 0.196	10:32:24.705
3 -	1:59.835	+ 3.922	10:24:39.378	8 -	1:56.310	+ 0.397	10:34:21.015
4 -	1:56.959	+ 1.046	10:26:36.337	9 -	1:56.708	+ 0.795	10:36:17.723
5 -	1:55.913		10:28:32.250	10 -	1:56.325	+ 0.412	10:38:14.048
7	Craig FREEMAN			Cooper S			
1 -	2:36.346	+ 33.562	10:21:22.951	6 -	2:03.367	+ 0.583	10:31:56.394
2 -	2:12.295	+ 9.511	10:23:35.246	7 -	2:04.146	+ 1.362	10:34:00.540
3 -	2:08.229	+ 5.445	10:25:43.475	8 -	2:02.784		10:36:03.324
4 -	2:05.584	+ 2.800	10:27:49.059	9 -	2:07.034	+ 4.250	10:38:10.358
5 -	2:03.968	+ 1.184	10:29:53.027				
8	Finlay CROCKER			Cooper S			
1 -	2:18.857	+ 20.939	10:21:42.409	6 -	1:58.336	+ 0.418	10:31:55.841
2 -	2:06.296	+ 8.378	10:23:48.705	7 -	1:57.918		10:33:53.759
3 -	2:08.165	+ 10.247	10:25:56.870	8 -	2:07.609	+ 9.691	10:36:01.368
4 -	2:01.438	+ 3.520	10:27:58.308	9 -	2:31.034	+ 33.116	10:38:32.402
5 -	1:59.197	+ 1.279	10:29:57.505				
9	Kevin O'CONNOR			Cooper S			
1 -	2:29.169	+ 30.432	10:21:17.209	6 -	2:00.177	+ 1.440	10:31:21.852
2 -	2:04.206	+ 5.469	10:23:21.415	7 -	1:58.737		10:33:20.589
3 -	1:59.903	+ 1.166	10:25:21.318	8 -	1:59.195	+ 0.458	10:35:19.784
4 -	2:00.932	+ 2.195	10:27:22.250	9 -	1:59.528	+ 0.791	10:37:19.312
5 -	1:59.425	+ 0.688	10:29:21.675	10 -	1:59.211	+ 0.474	10:39:18.523

Cars 10 and 29 transponders not working please rectify for race

Weather / Track : Sunny / Dry

Oulton Park International
Circuit Length = 2.6920 miles
Start: 10:17 End: 10:40

Mini Challenge

QUALIFYING - RACE 4 - LAP ANALYSIS

10	Chris SMITH		Cooper S				
1 -	2:20.566	+ 23.880	10:22:55.366	6 -	1:59.564	+ 2.878	10:33:10.342
2 -	2:21.806	+ 25.120	10:25:17.172	7 -	1:59.672	+ 2.986	10:35:10.014
3 -	1:59.151	+ 2.465	10:27:16.323	8 -	1:57.004	+ 0.318	10:37:07.018
4 -	1:57.769	+ 1.083	10:29:14.092	9 -	1:57.387	+ 0.701	10:39:04.405
5 -	1:56.686		10:31:10.778				
15	Patrick MORTIMER		C Cooper				
1 -	2:37.434	+ 21.502	10:21:14.038	6 -	2:18.267	+ 2.335	10:33:06.546
2 -	2:28.660	+ 12.728	10:23:42.698	7 -	2:17.219	+ 1.287	10:35:23.765
3 -	2:25.450	+ 9.518	10:26:08.148	8 -	2:16.072	+ 0.140	10:37:39.837
4 -	2:20.628	+ 4.696	10:28:28.776	9 -	2:15.932		10:39:55.769
5 -	2:19.503	+ 3.571	10:30:48.279				
18	Sam OSBORNE		Cooper S				
1 -	2:16.128	+ 18.624	10:20:50.459	6 -	1:58.513	+ 1.009	10:31:08.430
2 -	2:09.962	+ 12.458	10:23:00.421	7 -	1:58.391	+ 0.887	10:33:06.821
3 -	2:06.575	+ 9.071	10:25:06.996	8 -	1:59.346	+ 1.842	10:35:06.167
4 -	2:00.155	+ 2.651	10:27:07.151	9 -	2:00.371	+ 2.867	10:37:06.538
5 -	2:02.766	+ 5.262	10:29:09.917	10 -	1:57.504		10:39:04.042
19	Sarah PARSONS		C Cooper				
1 -	2:23.850	+ 13.001	10:20:47.768	5 -	6:43.315	+ 4:32.466	10:35:00.539
2 -	2:11.172	+ 0.323	10:22:58.940	6 -	2:13.526	+ 2.677	10:37:14.065
3 -	2:12.441	+ 1.592	10:25:11.381	7 -	2:10.849		10:39:24.914
4 -	3:05.843 P	+ 54.994	10:28:17.224				
25	Gary WARDLE		S Cooper S				
1 -	2:17.757	+ 13.264	10:20:59.277	6 -	2:04.686	+ 0.193	10:31:37.577
2 -	2:11.418	+ 6.925	10:23:10.695	7 -	2:06.382	+ 1.889	10:33:43.959
3 -	2:08.748	+ 4.255	10:25:19.443	8 -	2:05.780	+ 1.287	10:35:49.739
4 -	2:08.516	+ 4.023	10:27:27.959	9 -	2:04.556	+ 0.063	10:37:54.295
5 -	2:04.932	+ 0.439	10:29:32.891	10 -	2:04.493		10:39:58.788
29	Chris PANAYIOTOU		Cooper S				
1 -	2:07.601	+ 9.153	10:22:37.487	6 -	1:58.733	+ 0.285	10:32:40.905
2 -	2:07.013	+ 8.565	10:24:44.500	7 -	2:17.268 P	+ 18.820	10:34:58.173
3 -	1:58.448		10:26:42.948	8 -	2:50.772	+ 52.324	10:37:48.945
4 -	1:59.356	+ 0.908	10:28:42.304	9 -	1:58.796	+ 0.348	10:39:47.741
5 -	1:59.868	+ 1.420	10:30:42.172				
30	Martin DEPPER		Cooper S				
1 -	2:33.197	+ 35.511	10:20:43.725	6 -	1:57.987	+ 0.301	10:30:43.578
2 -	2:02.441	+ 4.755	10:22:46.166	7 -	2:02.518 P	+ 4.832	10:32:46.096
3 -	1:58.898	+ 1.212	10:24:45.064	8 -	4:41.496	+ 2:43.810	10:37:27.592
4 -	2:02.841	+ 5.155	10:26:47.905	9 -	1:58.081	+ 0.395	10:39:25.673
5 -	1:57.686		10:28:45.591				
44	Ben GRIDLEY		C Cooper				
1 -	2:25.646	+ 15.249	10:20:51.985	6 -	2:10.652	+ 0.255	10:31:55.136
2 -	2:14.762	+ 4.365	10:23:06.747	7 -	2:12.636	+ 2.239	10:34:07.772
3 -	2:14.732	+ 4.335	10:25:21.479	8 -	2:11.719	+ 1.322	10:36:19.491
4 -	2:12.608	+ 2.211	10:27:34.087	9 -	2:11.278	+ 0.881	10:38:30.769
5 -	2:10.397		10:29:44.484				
45	David OGDEN		Cooper S				
1 -	2:12.816	+ 13.710	10:20:56.337	6 -	2:00.411	+ 1.305	10:31:06.154
2 -	2:07.496	+ 8.390	10:23:03.833	7 -	2:05.790	+ 6.684	10:33:11.944
3 -	2:02.676	+ 3.570	10:25:06.509	8 -	1:59.869	+ 0.763	10:35:11.813
4 -	2:00.128	+ 1.022	10:27:06.637	9 -	2:09.761	+ 10.655	10:37:21.574
5 -	1:59.106		10:29:05.743	10 -	1:59.743	+ 0.637	10:39:21.317

Cars 10 and 29 transponders not working please rectify for race

Weather / Track : Sunny / Dry

Oulton Park International
Circuit Length = 2.6920 miles
Start: 10:17 End: 10:40

Mini Challenge

QUALIFYING - RACE 4 - LAP ANALYSIS

50	Jason RICHARDSON		Cooper S			
1 -	2:21.139	+ 23.725	10:20:18.864	6 -	1:57.414	10:30:12.623
2 -	1:59.879	+ 2.465	10:22:18.743	7 -	1:57.801	+ 0.387 10:32:10.424
3 -	1:57.561	+ 0.147	10:24:16.304	8 -	1:58.459	+ 1.045 10:34:08.883
4 -	1:58.950	+ 1.536	10:26:15.254	9 -	1:57.534	+ 0.120 10:36:06.417
5 -	1:59.955	+ 2.541	10:28:15.209	10 -	2:00.965	+ 3.551 10:38:07.382
54	Antony WHORTON-EALES		C Cooper			
1 -	2:33.518	+ 25.720	10:21:29.844	6 -	2:08.218	+ 0.420 10:32:11.965
2 -	2:09.448	+ 1.650	10:23:39.292	7 -	2:08.054	+ 0.256 10:34:20.019
3 -	2:08.562	+ 0.764	10:25:47.854	8 -	2:07.945	+ 0.147 10:36:27.964
4 -	2:08.095	+ 0.297	10:27:55.949	9 -	2:08.426	+ 0.628 10:38:36.390
5 -	2:07.798		10:30:03.747			
68	Lee SULLIVAN		Cooper S			
1 -	2:25.177	+ 25.898	10:20:37.360	6 -	1:59.279	10:30:41.811
2 -	2:05.491	+ 6.212	10:22:42.851	7 -	1:59.904	+ 0.625 10:32:41.715
3 -	1:59.964	+ 0.685	10:24:42.815	8 -	2:14.831 P	+ 15.552 10:34:56.546
4 -	2:00.454	+ 1.175	10:26:43.269	9 -	3:12.424	+ 1:13.145 10:38:08.970
5 -	1:59.263 D	+ -0.016	10:28:42.532			
70	Bob HOSIER		S Cooper S			
1 -	2:21.876	+ 19.163	10:20:25.688	6 -	2:03.618	+ 0.905 10:30:50.877
2 -	2:09.414	+ 6.701	10:22:35.102	7 -	2:04.430	+ 1.717 10:32:55.307
3 -	2:04.912	+ 2.199	10:24:40.014	8 -	2:11.519 P	+ 8.806 10:35:06.826
4 -	2:02.713		10:26:42.727	9 -	3:58.581	+ 1:55.868 10:39:05.407
5 -	2:04.532	+ 1.819	10:28:47.259			
77	Chris KNOX		Cooper S			
1 -	2:14.792	+ 18.699	10:20:30.113	6 -	3:02.958	+ 1:06.865 10:31:32.232
2 -	2:03.324	+ 7.231	10:22:33.437	7 -	1:56.722	+ 0.629 10:33:28.954
3 -	1:56.814	+ 0.721	10:24:30.251	8 -	1:56.746	+ 0.653 10:35:25.700
4 -	1:56.093		10:26:26.344	9 -	2:10.050	+ 13.957 10:37:35.750
5 -	2:02.930 P	+ 6.837	10:28:29.274	10 -	2:04.651	+ 8.558 10:39:40.401


Cars 10 and 29 transponders not working please rectify for race

Weather / Track : Sunny / Dry

Oulton Park International
Circuit Length = 2.6920 miles
Start: 10:17 End: 10:40

Mini Challenge

RACE 4 - GRID

ROW 12	2:15.932 15 Patrick MORTIMER	
ROW 11	2:10.397 44 Ben GRIDLEY	2:10.849 19 Sarah PARSONS
ROW 10	2:07.798 54 Antony WHORTON-EALES	2:09.354 2 Dean RAYMOND
ROW 9	2:02.784 7 Craig FREEMAN	2:04.493 25 Gary WARDLE
ROW 8	1:59.279 68 Lee SULLIVAN	2:02.713 70 Bob HOSIER
ROW 7	1:58.737 9 Kevin O'CONNOR	1:59.106 45 David OGDEN
ROW 6	1:58.448 29 Chris PANAYIOTOU	1:58.448 5 Andrew BAILEY
	Please fit working transponder for race	
ROW 5	1:57.686 30 Martin DEPPER	1:57.918 8 Finlay CROCKER
ROW 4	1:57.414 50 Jason RICHARDSON	1:57.504 18 Sam OSBORNE
ROW 3	1:56.686 10 Chris SMITH	1:57.206 4 Stewarr LINES
	Please fit working transponder for race	
ROW 2	1:56.093 77 Chris KNOX	1:56.670 1 Lee ALLEN
ROW 1	1:55.913 6 Luke CAUDLE	1:56.039 3 Arthur FORSTER
	Pole	
		

Oulton Park International
Circuit Length = 2.6920 miles

These results are provisional until the conclusion of any judicial and technical matters.

Clerk of Course :		Timekeeper :
-------------------	--	--------------

Mini Challenge

RACE 4 - CLASSIFICATION - AMENDED

POS	NO	CL	NAME	ENTRY	LAPS	TIME	GAP	DIFF	MPH	BEST	ON
1	6		Luke CAUDLE	Cooper S	11	21:35.303		82.30	1:56.348	2	
2	10		Chris SMITH	Cooper S	11	21:39.102	3.799	3.799	82.05	1:56.937	5
3	4		Stewart LINES	Cooper S	11	21:41.312	6.009	2.210	81.92	1:56.867	5
4	50		Jason RICHARDSON	Cooper S	11	21:44.389	9.086	3.077	81.72	1:56.931	5
5	30		Martin DEPPER	Cooper S	11	21:44.780	9.477	0.391	81.70	1:57.184	3
6	1		Lee ALLEN	Cooper S	11	21:45.585	10.282	0.805	81.65	1:57.043	3
7	29		Chris PANAYIOTOU	Cooper S	11	21:47.265	11.962	1.680	81.54	1:57.333	10
8	5		Andrew BAILEY	Cooper S	11	21:53.634	18.331	6.369	81.15	1:58.005	9
9	77		Chris KNOX	Cooper S	11	21:56.371	21.068	2.737	80.98	1:58.110	4
10	68		Lee SULLIVAN	Cooper S	11	21:59.556	24.253	3.185	80.78	1:57.960	8
11	18		Sam OSBORNE	Cooper S	11	22:04.422	29.119	4.866	80.49	1:57.943	7
12	3		Arthur FORSTER	Cooper S	11	22:11.598	36.295	7.176	80.05	1:57.115	9
13	45		David OGDEN	Cooper S	11	22:12.330	37.027	0.732	80.01	1:59.079	10
14	9		Kevin O'CONNOR	Cooper S	11	22:13.003	37.700	0.673	79.97	1:59.670	7
15	7		Craig FREEMAN	Cooper S	11	22:37.101	1:01.798	24.098	78.55	2:00.053	10
16	25	S	Gary WARDLE	Cooper S	11	22:47.977	1:12.674	10.876	77.92	2:02.203	8
17	70	S	Bob HOSIER	Cooper S	11	23:14.525	1:39.222	26.548	76.44	2:02.891	11
18	8		Finlay CROCKER	Cooper S	11	23:35.590	2:00.287	21.065	75.30	1:58.648	8
19	54	C	Antony WHORTON-EALES	Cooper	10	21:36.320	1 lap	1 lap	74.76	2:07.870	5
20	2	C	Dean RAYMOND	Cooper	10	21:38.332	1 lap	2.012	74.64	2:07.842	4
21	19	C	Sarah PARSONS	Cooper	10	21:56.400	1 lap	18.068	73.61	2:09.631	9
22	15	C	Patrick MORTIMER	Cooper	10	22:42.610	1 lap	46.210	71.12	2:14.216	10

NOT CLASSIFIED

DNF	44	C	Ben GRIDLEY	Cooper	3	6:43.223	8 laps	7 laps	72.10	2:09.696	3
-----	----	---	-------------	--------	---	----------	--------	--------	-------	----------	---

FASTEST LAP

6			Luke CAUDLE	Cooper S	2	1:56.348	83.29 mph	134.05 kph
25	S		Gary WARDLE	Cooper S	8	2:02.203	79.30 mph	127.62 kph
2	C		Dean RAYMOND	Cooper	4	2:07.842	75.80 mph	121.99 kph

Weather / Track : Cloudy / Dry
 These results are provisional until the conclusion of any judicial and technical matters.

Oulton Park International
 Circuit Length = 2.6920 miles
 Start: 14:23 End: 14:46

Clerk of Course :	Timekeeper :
-------------------	--------------

Mini Challenge

RACE 4 - LAP CHART

Lap 1			Lap 2			Lap 3			Lap 4			Lap 5		
No	Behind	Laptime	No	Behind	Laptime	No	Behind	Laptime	No	Behind	Laptime	No	Behind	Laptime
6		2:03.516	6		1:56.348	6		1:56.455	6		1:56.370	6		1:57.231
1	0.956	2:04.472	1	1.695	1:57.087	1	2.283	1:57.043	1	3.067	1:57.154	1	3.365	1:57.529
10	1.734	2:05.250	10	2.976	1:57.590	10	4.320	1:57.799	10	5.636	1:57.686	10	5.342	1:56.937
4	2.394	2:05.910	4	3.976	1:57.930	4	4.934	1:57.413	4	6.039	1:57.475	4	5.675	1:56.867
50	2.685	2:06.201	50	4.223	1:57.886	50	5.161	1:57.393	50	6.355	1:57.564	50	6.055	1:56.931
30	3.250	2:06.766	30	5.350	1:58.448	30	6.079	1:57.184	30	7.243	1:57.534	30	7.408	1:57.396
77	4.021	2:07.537	77	5.873	1:58.200	29	7.734	1:57.922	29	8.944	1:57.580	29	9.897	1:58.184
29	4.573	2:08.089	29	6.267	1:58.042	77	8.209	1:58.791	77	9.949	1:58.110	5	11.710	1:58.134
5	5.486	2:09.002	5	7.241	1:58.103	5	9.121	1:58.335	5	10.807	1:58.056	77	11.897	1:59.179
45	6.202	2:09.718	45	11.619	2:01.765	45	15.751	2:00.587	68	18.053	1:58.651	68	19.245	1:58.423
68	6.724	2:10.240	68	12.004	2:01.628	68	15.772	2:00.223	9	19.987	2:00.446	18	20.923	1:58.163
9	8.595	2:12.111	9	12.548	2:00.301	9	15.911	1:59.818	18	19.991	1:59.616	9	22.553	1:59.797
18	9.534	2:13.050	18	13.001	1:59.815	18	16.745	2:00.199	45	21.130	2:01.749	45	23.559	1:59.660
25	12.825	2:16.341	25	21.389	2:04.912	25	28.399	2:03.465	3	33.206	1:59.674	3	34.146	1:58.171
70	13.805	2:17.321	70	21.997	2:04.540	70	29.396	2:03.854	25	34.871	2:02.842	25	40.095	2:02.455
7	14.346	2:17.862	7	22.649	2:04.651	3	29.902	1:57.547	70	36.268	2:03.242	70	42.171	2:03.134
54	18.082	2:21.598	3	28.810	2:01.784	7	30.181	2:03.987	7	36.442	2:02.631	7	42.423	2:03.212
2	18.464	2:21.980	54	30.215	2:08.481	54	42.020	2:08.260	54	53.648	2:07.998	54	1:04.287	2:07.870
19	19.830	2:23.346	2	30.572	2:08.456	2	42.635	2:08.518	2	54.107	2:07.842	2	1:04.953	2:08.077
44	20.201	2:23.717	19	33.217	2:09.735	44	46.904	2:09.696	19	1:00.991	2:10.333	19	1:13.585	2:09.825
15	22.669	2:26.185	44	33.663	2:09.810	19	47.028	2:10.266	15	1:18.925	2:15.897	15	1:37.792	2:16.098
3	23.374	2:26.890	15	41.228	2:14.907	15	59.398	2:14.625	8	1:45.187	1:59.867	8	1:47.769	1:59.813
8	35.721	2:39.237 P	8	1:38.082	2:58.709	8	1:41.690	2:00.063						

Weather / Track : Cloudy / Dry

Oulton Park International
 Circuit Length = 2.6920 miles
 Start: 14:23 End: 14:46

Mini Challenge

RACE 4 - LAP CHART

Lap 6			Lap 7			Lap 8			Lap 9			Lap 10		
No	Behind	Laptime	No	Behind	Laptime	No	Behind	Laptime	No	Behind	Laptime	No	Behind	Laptime
6		1:56.700	6		1:56.819	6		1:57.507	6		1:57.153	6		1:57.226
1	4.877	1:58.212	1	5.866	1:57.808	10	6.459	1:57.817	10	6.346	1:57.040	10	6.180	1:57.060
10	5.599	1:56.957	10	6.149	1:57.369	4	6.967	1:57.993	4	7.566	1:57.752	19	1 LAP	2:09.631
4	5.956	1:56.981	4	6.481	1:57.344	1	7.912	1:59.553	1	9.207	1:58.448	4	7.591	1:57.251
50	6.442	1:57.087	50	6.864	1:57.241	50	8.873	1:59.516	50	9.317	1:57.597	50	10.689	1:58.598
30	8.730	1:58.022	30	10.116	1:58.205	30	10.668	1:58.059	30	11.235	1:57.720	1	10.899	1:58.918
29	11.267	1:58.070	29	12.118	1:57.670	29	12.230	1:57.619	29	12.722	1:57.645	30	11.389	1:57.380
5	13.624	1:58.614	5	15.188	1:58.383	5	15.763	1:58.082	5	16.615	1:58.005	29	12.829	1:57.333
77	14.309	1:59.112	77	15.913	1:58.423	77	17.175	1:58.769	77	18.728	1:58.706	5	18.006	1:58.617
68	20.859	1:58.314	68	22.266	1:58.226	15	1 LAP	2:15.630	68	24.155	1:58.589	77	20.538	1:59.036
18	22.401	1:58.178	18	23.525	1:57.943	68	22.719	1:57.960	18	25.254	1:58.433	68	25.504	1:58.575
9	25.554	1:59.701	9	28.405	1:59.670	18	23.974	1:57.956	9	33.966	2:00.117	18	27.302	1:59.274
45	26.225	1:59.366	45	28.857	1:59.451	9	31.002	2:00.104	45	34.427	1:59.959	45	36.280	1:59.079
3	34.669	1:57.223	3	35.457	1:57.607	45	31.621	2:00.271	3	35.100	1:57.115	3	37.544	1:59.670
25	45.794	2:02.399	7	50.903	2:00.232	3	35.138	1:57.188	15	1 LAP	2:15.159	9	37.750	2:01.010
7	47.490	2:01.767	25	52.160	2:03.185	7	54.710	2:01.314	7	58.306	2:00.749	15	1 LAP	2:14.593
70	48.681	2:03.210	70	1:00.433	2:08.571	25	56.856	2:02.203	25	1:03.124	2:03.421	7	1:01.133	2:00.053
54	1:15.638	2:08.051	54	1:27.901	2:09.082	70	1:06.587	2:03.661	70	1:29.584	2:20.150	25	1:09.855	2:03.957
2	1:16.248	2:07.995	2	1:28.364	2:08.935	54	1:38.896	2:08.502	54	1:50.014	2:08.271	70	1:36.309	2:03.951
19	1:27.259	2:10.374	19	1:40.114	2:09.674	2	1:39.977	2:09.120	2	1:51.435	2:08.611	8	1:56.880	1:58.953
8	1:50.180	1:59.111	8	1:52.278	1:58.917	19	1:52.288	2:09.681	8	1:55.153	1:58.887			
15	1:56.392	2:15.300				8	1:53.419	1:58.648						

Weather / Track : Cloudy / Dry

Oulton Park International
 Circuit Length = 2.6920 miles
 Start: 14:23 End: 14:46

Mini Challenge

RACE 4 - LAP CHART


Lap 11		
No	Behind	Laptime
6		1:59.978
54	1 LAP	2:08.207
2	1 LAP	2:08.798
10	3.799	1:57.597
4	6.009	1:58.396
50	9.086	1:58.375
30	9.477	1:58.066
1	10.282	1:59.361
29	11.962	1:59.111
5	18.331	2:00.303
77	21.068	2:00.508
19	1 LAP	2:13.535
68	24.253	1:58.727
18	29.119	2:01.795
3	36.295	1:58.729
45	37.027	2:00.725
9	37.700	1:59.928
7	1:01.798	2:00.643
15	1 LAP	2:14.216
25	1:12.674	2:02.797
70	1:39.222	2:02.891
8	2:00.287	2:03.385

Weather / Track : Cloudy / Dry

Oulton Park International
Circuit Length = 2.6920 miles
Start: 14:23 End: 14:46

Mini Challenge

RACE 9 - GRID - AMENDED

ROW 12	44	Ben GRIDLEY		
ROW 11	2	Dean RAYMOND	54	Antony WHORTON-EALES
ROW 10	15	Patrick MORTIMER	19	Sarah PARSONS
ROW 9	25	Gary WARDLE	8	Finlay CROCKER
ROW 8	7	Craig FREEMAN	70	Bob HOSIER
ROW 7	45	David OGDEN	9	Kevin O'CONNOR
ROW 6	18	Sam OSBORNE	3	Arthur FORSTER
ROW 5	77	Chris KNOX	68	Lee SULLIVAN
ROW 4	29	Chris PANAYIOTOU	5	Andrew BAILEY
ROW 3	10	Chris SMITH	6	Luke CAUDLE
ROW 2	50	Jason RICHARDSON	4	Stewart LINES
ROW 1	1	Lee ALLEN	30	Martin DEPPER
Pole				
				

Oulton Park International
Circuit Length = 2.6920 miles

These results are provisional until the conclusion of any judicial and technical matters.

Clerk of Course :		Timekeeper :
-------------------	--	--------------

Mini Challenge

RACE 9 - CLASSIFICATION

POS	NO	CL	NAME	ENTRY	LAPS	TIME	GAP	DIFF	MPH	BEST	ON
1	1		Lee ALLEN	Cooper S	8	17:06.871			75.50	2:05.412	3
2	10		Chris SMITH	Cooper S	8	17:09.117	2.246	2.246	75.33	2:05.336	3
3	4		Stewart LINES	Cooper S	8	17:18.595	11.724	9.478	74.64	2:06.580	4
4	29		Chris PANAYIOTOU	Cooper S	8	17:19.633	12.762	1.038	74.57	2:06.098	3
5	50		Jason RICHARDSON	Cooper S	8	17:23.823	16.952	4.190	74.27	2:04.897	3
6	3		Arthur FORSTER	Cooper S	8	17:23.983	17.112	0.160	74.26	2:05.557	2
7	18		Sam OSBORNE	Cooper S	8	17:24.600	17.729	0.617	74.22	2:07.367	4
8	8		Finlay CROCKER	Cooper S	8	17:26.519	19.648	1.919	74.08	2:07.327	4
9	30		Martin DEPPEP	Cooper S	8	17:27.257	20.386	0.738	74.03	2:07.618	4
10	7		Craig FREEMAN	Cooper S	8	17:43.597	36.726	16.340	72.89	2:07.919	2
11	45		David OGDEN	Cooper S	8	17:44.401	37.530	0.804	72.83	2:09.663	2
12	5		Andrew BAILEY	Cooper S	8	17:50.388	43.517	5.987	72.43	2:09.382	4
13	70	S	Bob HOSIER	Cooper S	8	18:05.840	58.969	15.452	71.40	2:12.167	2
14	2	C	Dean RAYMOND	Cooper	8	19:11.186	2:04.315	1:05.346	67.34	2:18.865	2
15	15	C	Patrick MORTIMER	Cooper	8	19:12.123	2:05.252	0.937	67.29	2:20.290	3
16	77		Chris KNOX	Cooper S	7	17:19.312	1 lap	1 lap	65.27	2:08.226	2
17	19	C	Sarah PARSONS	Cooper	7	17:25.006	1 lap	5.694	64.91	2:20.790	3
18	6		Luke CAUDLE	Cooper S	7	18:29.149	1 lap	1:04.143	61.16	2:14.708	5
19	68		Lee SULLIVAN	Cooper S	6	17:42.000	2 laps	1 lap	54.75	2:14.438	6
NOT CLASSIFIED											
DNF	44	C	Ben GRIDLEY	Cooper	6	15:01.775	2 laps		64.48	2:20.260	3
DNF	54	C	Antony WHORTON-EALES	Cooper	5	11:46.181	3 laps	1 lap	68.61	2:18.077	3
DNF	9		Kevin O'CONNER	Cooper S	1	2:29.301	7 laps	4 laps	64.91		
FASTEST LAP											
	50		Jason RICHARDSON	Cooper S	3	2:04.897			77.59 mph	124.87 kph	
	70	S	Bob HOSIER	Cooper S	2	2:12.167			73.32 mph	118.00 kph	
	54	C	Antony WHORTON-EALES	Cooper	3	2:18.077			70.18 mph	112.95 kph	

Weather / Track : Rain / Wet

These results are provisional until the conclusion of any judicial and technical matters.

Oulton Park International
Circuit Length = 2.6920 miles
Start: 17:34 End: 17:54

Clerk of Course :	Timekeeper :
-------------------	--------------

Mini Challenge

RACE 9 - LAP CHART

Lap 1			Lap 2			Lap 3			Lap 4			Lap 5		
No	Behind	Laptime	No	Behind	Laptime	No	Behind	Laptime	No	Behind	Laptime	No	Behind	Laptime
1		2:09.520	1		2:06.057	1		2:05.412	1		2:05.644	1		2:06.989
30	1.062	2:10.582	50	1.121	2:05.844	50	0.606	2:04.897	50	1.103	2:06.141	10	3.516	2:08.445
50	1.334	2:10.854	10	2.301	2:06.452	10	2.225	2:05.336	10	2.060	2:05.479	50	3.859	2:09.745
10	1.906	2:11.426	29	3.226	2:07.207	29	3.912	2:06.098	29	5.117	2:06.849	29	6.122	2:07.994
29	2.076	2:11.596	30	3.560	2:08.555	4	5.545	2:07.203	4	6.481	2:06.580	4	7.193	2:07.701
4	2.458	2:11.978	4	3.754	2:07.353	30	6.327	2:08.179	30	8.301	2:07.618	30	11.392	2:10.080
77	4.331	2:13.851	77	6.500	2:08.226	18	11.130	2:09.771	18	12.853	2:07.367	18	13.592	2:07.728
18	4.543	2:14.063	18	6.771	2:08.285	8	12.045	2:07.439	8	13.728	2:07.327	77	1 LAP	4:14.532 P
8	8.730	2:18.250	8	10.018	2:07.345	77	14.923	2:13.835 P	3	16.206	2:06.169	8	17.334	2:10.595
45	9.047	2:18.567	45	12.653	2:09.663	3	15.681	2:06.185	7	21.254	2:08.855	3	17.672	2:08.455
7	11.942	2:21.462	7	13.804	2:07.919	45	17.850	2:10.609	45	23.002	2:10.796	7	26.615	2:12.350
70	14.127	2:23.647	3	14.908	2:05.557	7	18.043	2:09.651	5	31.056	2:09.382	45	28.699	2:12.686
3	15.408	2:24.928	70	20.237	2:12.167	5	27.318	2:09.752	70	36.253	2:12.579	5	35.409	2:11.342
68	15.848	2:25.368	5	22.978	2:10.198	70	29.318	2:14.493	2	59.491	2:20.772	70	44.606	2:15.342
2	17.052	2:26.572	2	29.860	2:18.865	2	44.363	2:19.915	54	59.649	2:20.693	6	1 LAP	4:32.118 P
54	17.223	2:26.743	54	31.935	2:20.769	54	44.600	2:18.077	44	1:11.441	2:24.751	54	1:12.559	2:19.899
5	18.837	2:28.357	68	32.332	2:22.541	6	49.501	2:20.560 P	15	1:11.726	2:24.862	2	1:13.838	2:21.336
19	19.027	2:28.547	6	34.353	2:18.783	44	52.334	2:20.260	19	1:12.656	2:24.404	15	1:27.064	2:22.327
9	19.781	2:29.301	44	37.486	2:22.916	15	52.508	2:20.290				19	1:31.021	2:25.354
44	20.627	2:30.147	15	37.630	2:22.650	68	53.733	2:26.813 P				44	1:48.303	2:43.851
15	21.037	2:30.557	19	38.518	2:25.548	19	53.896	2:20.790						
6	21.627	2:31.147												

Weather / Track : Rain / Wet

Oulton Park International
Circuit Length = 2.6920 miles
Start: 17:34 End: 17:54

Mini Challenge

RACE 9 - LAP CHART

Lap 6			Lap 7			Lap 8		
No	Behind	Laptime	No	Behind	Laptime	No	Behind	Laptime
1		2:10.971	1		2:10.590	1		2:11.688
10	3.215	2:10.670	10	3.368	2:10.743	10	2.246	2:10.566
50	7.138	2:14.250	44	1 LAP	2:39.850 P	4	11.724	2:12.368
4	8.054	2:11.832	4	11.044	2:13.580	77	1 LAP	2:09.909
29	9.120	2:13.969	50	11.826	2:15.278	29	12.762	2:12.434
30	15.598	2:15.177	29	12.016	2:13.486	50	16.952	2:16.814
18	15.859	2:13.238	77	1 LAP	2:08.731	3	17.112	2:12.002
77	1 LAP	2:10.228	18	16.346	2:11.077	18	17.729	2:13.071
3	16.334	2:09.633	3	16.798	2:11.054	19	1 LAP	2:49.219
8	18.668	2:12.305	30	19.328	2:14.320	8	19.648	2:10.902
68	2 LAPS	5:57.464 P	8	20.434	2:12.356	30	20.386	2:12.746
7	29.590	2:13.946	68	2 LAPS	2:15.376	68	2 LAPS	2:14.438
45	31.799	2:14.071	7	33.654	2:14.654	7	36.726	2:14.760
5	38.006	2:13.568	45	34.487	2:13.278	45	37.530	2:14.731
70	50.884	2:17.249	5	40.999	2:13.583	5	43.517	2:14.206
6	1 LAP	2:14.708	70	55.904	2:15.610	70	58.969	2:14.753
2	1:32.026	2:29.159	6	1 LAP	2:15.199	6	1 LAP	2:16.634
15	1:40.846	2:24.753	2	1:50.283	2:28.847	2	2:04.315	2:25.720
19	1:51.194	2:31.144	15	1:53.512	2:23.256	15	2:05.252	2:23.428

Weather / Track : Rain / Wet

Oulton Park International
Circuit Length = 2.6920 miles
Start: 17:34 End: 17:54

Radical Clubman's Cup

QUALIFYING - RACE 5 - CLASSIFICATION

POS	NO	CL	NAME	ENTRY	TIME	ON	LAPS	GAP	DIFF	MPH
1	17	S	Mark SMITHSON	SR3	1:37.747	11	11			99.14
2	35	C	Tony WELLS	SR3 RS	1:38.144	11	11	0.397	0.397	98.74
3	74	S	James ABBOTT	SR3	1:39.498	7	11	1.751	1.354	97.40
4	67	S	Gary KANE	SR3	1:39.951	8	11	2.204	0.453	96.96
5	69	S	Darron ANLEY	SR3	1:39.962	10	12	2.215	0.011	96.94
6	39	S	Paul MARSHAM	SR3	1:40.488	11	11	2.741	0.526	96.44
7	13	P	Simon GARMSTON	PR6	1:40.862	11	11	3.115	0.374	96.08
8	26	P	Mark BOOT	PR6	1:40.949	11	11	3.202	0.087	96.00
9	2	S	Steve BURGESS	SR3	1:40.979	12	12	3.232	0.030	95.97
10	6	S	Andy CUMMINGS	SR3	1:41.403	11	11	3.656	0.424	95.57
11	77	S	Gary BAXTER	SR3	1:41.769	10	11	4.022	0.366	95.22
12	95	P	Richard STABLES	PR6	1:41.874	11	11	4.127	0.105	95.13
13	55	S	Graham RIDGWAY	SR3	1:42.159	10	11	4.412	0.285	94.86
14	5	P	Mark ABBOTT	PR6	1:42.401	4	4	4.654	0.242	94.64
15	66	S	Timothy LYONS	SR3	1:42.481	11	11	4.734	0.080	94.56
16	3	S	Nigel PLACE	SR3	1:42.809	10	11	5.062	0.328	94.26
17	9	S	Gary RAMSDALE	SR3	1:44.838	10	10	7.091	2.029	92.44
18	7	P	Bill HENDERSON	PR6	1:45.307	9	11	7.560	0.469	92.02
19	21	S	Bradley SMITH	SR3	1:45.959	11	11	8.212	0.652	91.46
20	50	P	Doug CARTER	PR6	1:46.297	10	10	8.550	0.338	91.17
21	57	P	Brian MURPHY	Prosport	1:47.398	10	11	9.651	1.101	90.23
22	14	S	John MacLEOD	SR3	1:48.055	10	10	10.308	0.657	89.68
23	91	S	David FRANKLAND	SR3	1:48.152	8	11	10.405	0.097	89.60
24	8	C	Jon MORRIS	Clubsport	1:49.993	5	11	12.246	1.841	88.10
25	88	C	Jenifer RIDGWAY	SR4	1:55.405	8	10	17.658	5.412	83.97

Weather / Track : Sunny / Dry
 These results are provisional until the conclusion of any judicial and technical matters.

Oulton Park International
 Circuit Length = 2.6920 miles
 Start: 10:44 End: 11:06

Clerk of Course :		Timekeeper :
-------------------	--	--------------

Radical Clubman's Cup

QUALIFYING - RACE 5 - LAP ANALYSIS

2	Steve BURGESS						S	SR3
1 -	2:04.354	+ 23.375	10:46:49.899	7 -	1:43.372	+ 2.393	10:57:37.263	
2 -	1:48.589	+ 7.610	10:48:38.488	8 -	1:42.443	+ 1.464	10:59:19.706	
3 -	1:51.513	+ 10.534	10:50:30.001	9 -	1:42.956	+ 1.977	11:01:02.662	
4 -	1:49.140	+ 8.161	10:52:19.141	10 -	1:41.772	+ 0.793	11:02:44.434	
5 -	1:51.323	+ 10.344	10:54:10.464	11 -	1:41.575	+ 0.596	11:04:26.009	
6 -	1:43.427	+ 2.448	10:55:53.891	12 -	1:40.979		11:06:06.988	
3	Nigel PLACE						S	SR3
1 -	2:38.167	+ 55.358	10:47:21.941	7 -	1:44.286	+ 1.477	10:57:59.906	
2 -	1:52.903	+ 10.094	10:49:14.844	8 -	1:44.272	+ 1.463	10:59:44.178	
3 -	1:47.832	+ 5.023	10:51:02.676	9 -	1:45.119	+ 2.310	11:01:29.297	
4 -	1:45.783	+ 2.974	10:52:48.459	10 -	1:42.809		11:03:12.106	
5 -	1:43.824	+ 1.015	10:54:32.283	11 -	1:46.359	+ 3.550	11:04:58.465	
6 -	1:43.337	+ 0.528	10:56:15.620					
5	Mark ABBOTT						P	PR6
1 -	2:12.151	+ 29.750	10:47:04.428	3 -	1:49.703	+ 7.302	10:50:54.514	
2 -	2:00.383	+ 17.982	10:49:04.811	4 -	1:42.401		10:52:36.915	
6	Andy CUMMINGS						S	SR3
1 -	2:00.898	+ 19.495	10:46:38.348	7 -	1:42.681	+ 1.278	10:57:08.717	
2 -	1:49.551	+ 8.148	10:48:27.899	8 -	1:41.693	+ 0.290	10:58:50.410	
3 -	1:47.963	+ 6.560	10:50:15.862	9 -	1:41.597	+ 0.194	11:00:32.007	
4 -	1:44.078	+ 2.675	10:51:59.940	10 -	1:41.599	+ 0.196	11:02:13.606	
5 -	1:43.304	+ 1.901	10:53:43.244	11 -	1:41.403		11:03:55.009	
6 -	1:42.792	+ 1.389	10:55:26.036					
7	Bill HENDERSON						P	PR6
1 -	2:18.464	+ 33.157	10:47:19.511	7 -	1:46.257	+ 0.950	10:58:24.474	
2 -	2:01.061	+ 15.754	10:49:20.572	8 -	1:45.893	+ 0.586	11:00:10.367	
3 -	1:52.912	+ 7.605	10:51:13.484	9 -	1:45.307		11:01:55.674	
4 -	1:48.165	+ 2.858	10:53:01.649	10 -	1:45.550	+ 0.243	11:03:41.224	
5 -	1:49.075	+ 3.768	10:54:50.724	11 -	1:46.630	+ 1.323	11:05:27.854	
6 -	1:47.493	+ 2.186	10:56:38.217					
8	Jon MORRIS						C	Clubsport
1 -	2:03.885	+ 13.892	10:47:26.183	7 -	1:50.520	+ 0.527	10:58:35.678	
2 -	1:54.935	+ 4.942	10:49:21.118	8 -	1:52.120	+ 2.127	11:00:27.798	
3 -	1:52.996	+ 3.003	10:51:14.114	9 -	1:52.193	+ 2.200	11:02:19.991	
4 -	1:50.712	+ 0.719	10:53:04.826	10 -	1:50.280	+ 0.287	11:04:10.271	
5 -	1:49.993		10:54:54.819	11 -	1:52.062	+ 2.069	11:06:02.333	
6 -	1:50.339	+ 0.346	10:56:45.158					
9	Gary RAMSDALE						S	SR3
1 -	2:05.169	+ 20.331	10:47:22.777	6 -	3:39.873	+ 1:55.035	10:58:28.114	
2 -	1:53.722	+ 8.884	10:49:16.499	7 -	1:46.364	+ 1.526	11:00:14.478	
3 -	1:50.071	+ 5.233	10:51:06.570	8 -	1:45.614	+ 0.776	11:02:00.092	
4 -	1:46.659	+ 1.821	10:52:53.229	9 -	1:45.743	+ 0.905	11:03:45.835	
5 -	1:55.012 P	+ 10.174	10:54:48.241	10 -	1:44.838		11:05:30.673	
13	Simon GARMSTON						P	PR6
1 -	2:16.688	+ 35.826	10:47:11.767	7 -	1:47.702	+ 6.840	10:57:49.066	
2 -	1:56.846	+ 15.984	10:49:08.613	8 -	1:44.355	+ 3.493	10:59:33.421	
3 -	1:46.835	+ 5.973	10:50:55.448	9 -	1:41.866	+ 1.004	11:01:15.287	
4 -	1:42.368	+ 1.506	10:52:37.816	10 -	1:42.158	+ 1.296	11:02:57.445	
5 -	1:41.877	+ 1.015	10:54:19.693	11 -	1:40.862		11:04:38.307	
6 -	1:41.671	+ 0.809	10:56:01.364					
14	John MacLEOD						S	SR3
1 -	2:09.096	+ 21.041	10:48:18.623	6 -	1:51.274	+ 3.219	10:57:45.764	

Weather / Track : Sunny / Dry

Oulton Park International
Circuit Length = 2.6920 miles
Start: 10:44 End: 11:06

Radical Clubman's Cup

QUALIFYING - RACE 5 - LAP ANALYSIS

2 -	1:59.829	+ 11.774	10:50:18.452	7 -	1:52.288	+ 4.233	10:59:38.052
3 -	1:53.219	+ 5.164	10:52:11.671	8 -	1:52.170	+ 4.115	11:01:30.222
4 -	1:49.987	+ 1.932	10:54:01.658	9 -	1:48.200	+ 0.145	11:03:18.422
5 -	1:52.832	+ 4.777	10:55:54.490	10 -	1:48.055		11:05:06.477
17	Mark SMITHSON			S	SR3		
1 -	2:03.415	+ 25.668	10:46:37.082	7 -	2:33.803	+ 56.056	10:57:53.503
2 -	1:46.757	+ 9.010	10:48:23.839	8 -	1:39.409	+ 1.662	10:59:32.912
3 -	1:41.485	+ 3.738	10:50:05.324	9 -	1:38.944	+ 1.197	11:01:11.856
4 -	1:41.542	+ 3.795	10:51:46.866	10 -	1:38.501	+ 0.754	11:02:50.357
5 -	1:38.415 D	+ 0.668	10:53:25.281	11 -	1:37.747		11:04:28.104
6 -	1:54.419 P	+ 16.672	10:55:19.700				
21	Bradley SMITH			S	SR3		
1 -	2:00.438	+ 14.479	10:46:41.137	7 -	1:55.118 P	+ 9.159	10:57:46.465
2 -	1:53.030	+ 7.071	10:48:34.167	8 -	2:58.440	+ 1:12.481	11:00:44.905
3 -	1:50.532	+ 4.573	10:50:24.699	9 -	1:46.990	+ 1.031	11:02:31.895
4 -	1:48.832	+ 2.873	10:52:13.531	10 -	1:45.983	+ 0.024	11:04:17.878
5 -	1:48.982	+ 3.023	10:54:02.513	11 -	1:45.959		11:06:03.837
6 -	1:48.834	+ 2.875	10:55:51.347				
26	Mark BOOT			P	PR6		
1 -	2:05.355	+ 24.406	10:47:24.081	7 -	1:42.410	+ 1.461	10:57:55.976
2 -	1:52.604	+ 11.655	10:49:16.685	8 -	1:43.384	+ 2.435	10:59:39.360
3 -	1:47.771	+ 6.822	10:51:04.456	9 -	1:41.935	+ 0.986	11:01:21.295
4 -	1:43.683	+ 2.734	10:52:48.139	10 -	1:41.899	+ 0.950	11:03:03.194
5 -	1:42.945	+ 1.996	10:54:31.084	11 -	1:40.949		11:04:44.143
6 -	1:42.482	+ 1.533	10:56:13.566				
35	Tony WELLS			C	SR3 RS		
1 -	1:49.027	+ 10.883	10:48:24.222	7 -	1:39.876	+ 1.732	10:58:37.310
2 -	1:44.709	+ 6.565	10:50:08.931	8 -	1:41.014	+ 2.870	11:00:18.324
3 -	1:42.647	+ 4.503	10:51:51.578	9 -	1:38.775	+ 0.631	11:01:57.099
4 -	1:41.363	+ 3.219	10:53:32.941	10 -	1:39.314	+ 1.170	11:03:36.413
5 -	1:43.212	+ 5.068	10:55:16.153	11 -	1:38.144		11:05:14.557
6 -	1:41.281	+ 3.137	10:56:57.434				
39	Paul MARSHAM			S	SR3		
1 -	2:02.731	+ 22.243	10:46:37.544	7 -	2:28.059	+ 47.571	10:57:59.355
2 -	1:48.431	+ 7.943	10:48:25.975	8 -	1:41.589	+ 1.101	10:59:40.944
3 -	1:43.589	+ 3.101	10:50:09.564	9 -	1:43.694	+ 3.206	11:01:24.638
4 -	1:42.565	+ 2.077	10:51:52.129	10 -	1:44.152	+ 3.664	11:03:08.790
5 -	1:42.179	+ 1.691	10:53:34.308	11 -	1:40.488		11:04:49.278
6 -	1:56.988 P	+ 16.500	10:55:31.296				
50	Doug CARTER			P	PR6		
1 -	2:07.580	+ 21.283	10:47:22.309	6 -	1:48.160	+ 1.863	10:56:34.512
2 -	1:53.595	+ 7.298	10:49:15.904	7 -	1:46.317	+ 0.020	10:58:20.829
3 -	1:52.847	+ 6.550	10:51:08.751	8 -	1:46.500	+ 0.203	11:00:07.329
4 -	1:47.556	+ 1.259	10:52:56.307	9 -	1:46.839	+ 0.542	11:01:54.168
5 -	1:50.045	+ 3.748	10:54:46.352	10 -	1:46.297		11:03:40.465
55	Graham RIDGWAY			S	SR3		
1 -	2:17.549	+ 35.390	10:47:14.492	7 -	1:48.876	+ 6.717	10:58:35.404
2 -	1:55.635	+ 13.476	10:49:10.127	8 -	1:45.076	+ 2.917	11:00:20.480
3 -	1:48.067	+ 5.908	10:50:58.194	9 -	1:43.682	+ 1.523	11:02:04.162
4 -	1:43.593	+ 1.434	10:52:41.787	10 -	1:42.159		11:03:46.321
5 -	1:44.255	+ 2.096	10:54:26.042	11 -	1:48.872	+ 6.713	11:05:35.193
6 -	2:20.486	+ 38.327	10:56:46.528				
57	Brian MURPHY			P	Prosport		
1 -	2:11.977	+ 24.579	10:47:15.195	7 -	1:47.447	+ 0.049	10:58:31.577
2 -	1:59.070	+ 11.672	10:49:14.265	8 -	1:47.683	+ 0.285	11:00:19.260

Weather / Track : Sunny / Dry

Oulton Park International
Circuit Length = 2.6920 miles
Start: 10:44 End: 11:06

Radical Clubman's Cup

QUALIFYING - RACE 5 - LAP ANALYSIS

3 -	1:50.067	+ 2.669	10:51:04.332	9 -	1:49.029	+ 1.631	11:02:08.289
4 -	1:49.134	+ 1.736	10:52:53.466	10 -	1:47.398		11:03:55.687
5 -	2:00.269	+ 12.871	10:54:53.735	11 -	1:48.289	+ 0.891	11:05:43.976
6 -	1:50.395	+ 2.997	10:56:44.130				
66	Timothy LYONS			S	SR3		
1 -	2:11.117	+ 28.636	10:47:02.061	7 -	1:45.609	+ 3.128	10:57:43.281
2 -	1:52.076	+ 9.595	10:48:54.137	8 -	2:15.110	+ 32.629	10:59:58.391
3 -	1:48.038	+ 5.557	10:50:42.175	9 -	1:44.493	+ 2.012	11:01:42.884
4 -	1:45.301	+ 2.820	10:52:27.476	10 -	1:42.752	+ 0.271	11:03:25.636
5 -	1:44.843	+ 2.362	10:54:12.319	11 -	1:42.481		11:05:08.117
6 -	1:45.353	+ 2.872	10:55:57.672				
67	Gary KANE			S	SR3		
1 -	1:59.802	+ 19.851	10:46:42.051	7 -	1:40.737	+ 0.786	10:57:16.732
2 -	1:46.725	+ 6.774	10:48:28.776	8 -	1:39.951		10:58:56.683
3 -	1:47.144	+ 7.193	10:50:15.920	9 -	1:40.720	+ 0.769	11:00:37.403
4 -	1:55.549	+ 15.598	10:52:11.469	10 -	1:40.389	+ 0.438	11:02:17.792
5 -	1:42.797	+ 2.846	10:53:54.266	11 -	1:40.080	+ 0.129	11:03:57.872
6 -	1:41.729	+ 1.778	10:55:35.995				
69	Darron ANLEY			S	SR3		
1 -	2:01.640	+ 21.678	10:46:37.733	7 -	1:40.327	+ 0.365	10:57:01.145
2 -	1:48.606	+ 8.644	10:48:26.339	8 -	1:44.852	+ 4.890	10:58:45.997
3 -	1:43.837	+ 3.875	10:50:10.176	9 -	1:41.190	+ 1.228	11:00:27.187
4 -	1:47.220	+ 7.258	10:51:57.396	10 -	1:39.962		11:02:07.149
5 -	1:40.752	+ 0.790	10:53:38.148	11 -	1:45.708	+ 5.746	11:03:52.857
6 -	1:42.670	+ 2.708	10:55:20.818	12 -	1:49.796	+ 9.834	11:05:42.653
74	James ABBOTT			S	SR3		
1 -	1:48.107	+ 8.609	10:48:20.182	7 -	1:39.498		10:58:40.187
2 -	1:44.475	+ 4.977	10:50:04.657	8 -	1:44.889	+ 5.391	11:00:25.076
3 -	1:46.272	+ 6.774	10:51:50.929	9 -	1:41.546	+ 2.048	11:02:06.622
4 -	1:40.966	+ 1.468	10:53:31.895	10 -	1:45.607	+ 6.109	11:03:52.229
5 -	1:44.042	+ 4.544	10:55:15.937	11 -	1:39.976	+ 0.478	11:05:32.205
6 -	1:44.752	+ 5.254	10:57:00.689				
77	Gary BAXTER			S	SR3		
1 -	2:13.147 P	+ 31.378	10:47:26.859	7 -	1:42.343	+ 0.574	10:58:47.555
2 -	2:36.249	+ 54.480	10:50:03.108	8 -	1:42.191	+ 0.422	11:00:29.746
3 -	1:48.338	+ 6.569	10:51:51.446	9 -	1:41.931	+ 0.162	11:02:11.677
4 -	1:45.763	+ 3.994	10:53:37.209	10 -	1:41.769		11:03:53.446
5 -	1:45.163	+ 3.394	10:55:22.372	11 -	1:46.525	+ 4.756	11:05:39.971
6 -	1:42.840	+ 1.071	10:57:05.212				
88	Jenifer RIDGWAY			C	SR4		
1 -	2:18.443	+ 23.038	10:47:06.462	6 -	1:55.618	+ 0.213	10:57:14.612
2 -	2:06.620	+ 11.215	10:49:13.082	7 -	1:56.238	+ 0.833	10:59:10.850
3 -	2:03.660	+ 8.255	10:51:16.742	8 -	1:55.405		11:01:06.255
4 -	1:57.874	+ 2.469	10:53:14.616	9 -	1:56.520	+ 1.115	11:03:02.775
5 -	2:04.378	+ 8.973	10:55:18.994	10 -	1:58.932	+ 3.527	11:05:01.707
91	David FRANKLAND			S	SR3		
1 -	2:00.280	+ 12.128	10:46:39.549	7 -	1:49.075	+ 0.923	10:57:42.829
2 -	1:53.583	+ 5.431	10:48:33.132	8 -	1:48.152		10:59:30.981
3 -	1:52.476	+ 4.324	10:50:25.608	9 -	1:48.446	+ 0.294	11:01:19.427
4 -	1:49.429	+ 1.277	10:52:15.037	10 -	1:49.033	+ 0.881	11:03:08.460
5 -	1:49.008	+ 0.856	10:54:04.045	11 -	1:49.770	+ 1.618	11:04:58.230
6 -	1:49.709	+ 1.557	10:55:53.754				
95	Richard STABLES			P	PR6		
1 -	2:10.723	+ 28.849	10:47:04.787	7 -	1:52.762	+ 10.888	10:57:54.577
2 -	2:03.282	+ 21.408	10:49:08.069	8 -	1:45.613	+ 3.739	10:59:40.190

Weather / Track : Sunny / Dry

Oulton Park International
Circuit Length = 2.6920 miles
Start: 10:44 End: 11:06

Radical Clubman's Cup

QUALIFYING - RACE 5 - LAP ANALYSIS


3 -	1:45.065	+ 3.191	10:50:53.134	9 -	1:43.568	+ 1.694	11:01:23.758
4 -	1:43.182	+ 1.308	10:52:36.316	10 -	1:42.418	+ 0.544	11:03:06.176
5 -	1:42.287	+ 0.413	10:54:18.603	11 -	1:41.874		11:04:48.050
6 -	1:43.212	+ 1.338	10:56:01.815				

Weather / Track : Sunny / Dry

Oulton Park International
Circuit Length = 2.6920 miles
Start: 10:44 End: 11:06

Radical Clubman's Cup

RACE 5 - GRID

ROW 13	1:55.405 88 Jenifer RIDGWAY		
ROW 12		1:48.152 91 David FRANKLAND	1:49.993 8 Jon MORRIS
ROW 11	1:47.398 57 Brian MURPHY		1:48.055 14 John MacLEOD
ROW 10		1:45.959 21 Bradley SMITH	1:46.297 50 Doug CARTER
ROW 9	1:44.838 9 Gary RAMSDALE		1:45.307 7 Bill HENDERSON
ROW 8		1:42.481 66 Timothy LYONS	1:42.809 3 Nigel PLACE
ROW 7	1:42.159 55 Graham RIDGWAY		1:42.401 5 Mark ABBOTT
ROW 6		1:41.769 77 Gary BAXTER	1:41.874 95 Richard STABLES
ROW 5	1:40.979 2 Steve BURGESS		1:41.403 6 Andy CUMMINGS
ROW 4		1:40.862 13 Simon GARMSTON	1:40.949 26 Mark BOOT
ROW 3	1:39.962 69 Darron ANLEY		1:40.488 39 Paul MARSHAM
ROW 2		1:39.498 74 James ABBOTT	1:39.951 67 Gary KANE
ROW 1	1:37.747 17 Mark SMITHSON		1:38.144 35 Tony WELLS
Pole			
			


Oulton Park International
Circuit Length = 2.6920 miles

These results are provisional until the conclusion of any judicial and technical matters.

Clerk of Course :		Timekeeper :
-------------------	--	--------------

Radical Clubman's Cup

RACE 10 - GRID - AMENDED

ROW 13	1:55.618 88 Jenifer RIDGWAY		
ROW 12		1:49.703 5 Mark ABBOTT	1:50.280 8 Jon MORRIS
ROW 11	1:48.200 14 John MacLEOD		1:48.446 91 David FRANKLAND
ROW 10		1:46.317 50 Doug CARTER	1:47.447 57 Brian MURPHY
ROW 9	19 Shaun MELLORS		1:45.983 21 Bradley SMITH
ROW 8		1:43.593 55 Graham RIDGWAY	1:45.550 7 Bill HENDERSON
ROW 7	1:42.752 66 Timothy LYONS		1:43.337 3 Nigel PLACE
ROW 6		1:41.931 77 Gary BAXTER	1:42.287 95 Richard STABLES
ROW 5	1:41.671 13 Simon GARMSTON		1:41.899 26 Mark BOOT
ROW 4		1:41.589 39 Paul MARSHAM	1:41.597 6 Andy CUMMINGS
ROW 3	1:40.327 69 Darron ANLEY		1:41.575 2 Steve BURGESS
ROW 2		1:39.976 74 James ABBOTT	1:40.080 67 Gary KANE
ROW 1	1:38.501 17 Mark SMITHSON		1:38.775 35 Tony WELLS
Pole			
			

Oulton Park International
Circuit Length = 2.6920 miles

These results are provisional until the conclusion of any judicial and technical matters.

Clerk of Course :		Timekeeper :

Radical Clubman's Cup

RACE 5 - CLASSIFICATION - AMENDED

POS	NO	CL	NAME	ENTRY	LAPS	TIME	GAP	DIFF	MPH	BEST	ON
1	35	S	Tony WELLS	SR3 RS	12	20:00.758			96.85	1:38.360	11
2	74	S	James ABBOTT	SR3	12	20:01.489	0.731	0.731	96.79	1:38.206	11
3	67	S	Gary KANE	SR3	12	20:23.768	23.010	22.279	95.03	1:39.789	5
4	26	P	Mark BOOT	PR6	12	20:28.164	27.406	4.396	94.69	1:40.562	7
5	39	S	Paul MARSHAM	SR3	12	20:31.001	30.243	2.837	94.47	1:39.740	8
6	69	S	Darron ANLEY	SR3	12	20:36.794	36.036	5.793	94.02	1:39.431	5
7	95	P	Richard STABLES	PR6	12	20:38.103	37.345	1.309	93.93	1:40.986	9
8	5	P	Mark ABBOTT	PR6	12	20:38.116	37.358	0.013	93.92	1:41.394	12
9	2	S	Steve BURGESS	SR3	12	20:38.959	38.201	0.843	93.86	1:40.434	12
10	77	S	Gary BAXTER	SR3	12	20:52.264	51.506	13.305	92.86	1:41.253	9
11	3	S	Nigel PLACE	SR3	12	20:53.836	53.078	1.572	92.75	1:41.824	12
12	13	P	Simon GARMSTON	PR6	12	20:55.742	54.984	1.906	92.61	1:41.944	10
13	6	S	Andy CUMMINGS	SR3	12	20:56.675	55.917	0.933	92.54	1:41.199	10
14	66	S	Timothy LYONS	SR3	12	21:18.049	1:17.291	21.374	90.99	1:43.310	10
15	7	P	Bill HENDERSON	PR6	12	21:19.465	1:18.707	1.416	90.89	1:43.397	10
16	55	S	Graham RIDGWAY	SR3	12	21:19.781	1:19.023	0.316	90.87	1:40.729	11
17	14	S	John MacLEOD	SR3	12	21:37.999	1:37.241	18.218	89.59	1:45.356	12
18	57	P	Brian MURPHY	Prosport	12	21:39.994	1:39.236	1.995	89.45	1:45.785	11
19	91	S	David FRANKLAND	SR3	12	21:40.315	1:39.557	0.321	89.43	1:45.631	12
20	21	S	Bradley SMITH	SR3	12	21:40.526	1:39.768	0.211	89.42	1:43.876	11
21	50	P	Doug CARTER	PR6	12	21:41.084	1:40.326	0.558	89.38	1:45.559	10
22	8	C	Jon MORRIS	Clubsport	11	20:54.904	1 lap	1 lap	84.95	1:51.467	11
23	88	C	Jenifer RIDGWAY	SR4	11	21:02.412	1 lap	7.508	84.44	1:51.074	5

NOT CLASSIFIED

DNF	9	S	Gary RAMSDALE	SR3	2	4:12.728	10 laps	9 laps	76.69	1:51.374	2
-----	---	---	---------------	-----	---	----------	---------	--------	-------	----------	---

FASTEST LAP

74	S	James ABBOTT	SR3	11	1:38.206	98.68 mph	158.81 kph
26	P	Mark BOOT	PR6	7	1:40.562	96.37 mph	155.09 kph
88	C	Jenifer RIDGWAY	SR4	5	1:51.074	87.25 mph	140.41 kph

Weather / Track : Cloudy / Dry

These results are provisional until the conclusion of any judicial and technical matters.

Oulton Park International
Circuit Length = 2.6920 miles
Start: 14:59 End: 15:21

Clerk of Course :	Timekeeper :
-------------------	--------------

Radical Clubman's Cup

RACE 5 - LAP CHART

Lap 1			Lap 2			Lap 3			Lap 4			Lap 5		
No	Behind	Laptime	No	Behind	Laptime	No	Behind	Laptime	No	Behind	Laptime	No	Behind	Laptime
35		1:49.237	35		1:40.711	35		1:39.787	35		1:39.564	35		1:39.361
74	0.379	1:49.616	74	0.761	1:41.093	74	0.870	1:39.896	74	0.759	1:39.453	74	0.645	1:39.247
26	0.983	1:50.220	26	2.692	1:42.420	26	4.475	1:41.570	26	6.329	1:41.418	26	8.849	1:41.881
2	3.055	1:52.292	2	6.218	1:43.874	67	9.393	1:42.708	67	10.667	1:40.838	67	11.095	1:39.789
13	3.593	1:52.830	67	6.472	1:43.033	13	9.714	1:42.625	39	12.554	1:41.674	39	13.055	1:39.862
67	4.150	1:53.387	13	6.876	1:43.994	39	10.444	1:42.910	69	13.670	1:41.103	69	13.740	1:39.431
39	4.669	1:53.906	39	7.321	1:43.363	5	11.736	1:42.793	5	15.165	1:42.993	5	17.481	1:41.677
5	5.247	1:54.484	5	8.730	1:44.194	69	12.131	1:43.002	95	15.454	1:42.613	95	17.924	1:41.831
69	5.633	1:54.870	69	8.916	1:43.994	95	12.405	1:42.979	77	16.329	1:42.685	77	18.788	1:41.820
95	5.952	1:55.189	95	9.213	1:43.972	77	13.208	1:42.823	2	19.384	1:43.119	2	22.254	1:42.231
77	7.119	1:56.356	77	10.172	1:43.764	2	15.829	1:49.398	3	23.024	1:44.675	3	27.467	1:43.804
3	7.807	1:57.044	3	12.244	1:45.148	3	17.913	1:45.456	13	24.208	1:54.058	13	28.226	1:43.379
55	8.700	1:57.937	21	16.826	1:47.265	21	25.391	1:48.352	21	31.578	1:45.751	6	35.073	1:42.362
21	10.272	1:59.509	66	18.471	1:47.633	66	25.801	1:47.117	6	32.072	1:45.621	21	38.261	1:46.044
66	11.549	2:00.786	7	19.125	1:47.748	6	26.015	1:44.471	66	33.996	1:47.759	66	40.593	1:45.958
7	12.088	2:01.325	14	20.720	1:48.073	7	26.904	1:47.566	7	34.741	1:47.401	7	40.838	1:45.458
57	12.760	2:01.997	6	21.331	1:48.012	14	28.853	1:47.920	14	37.170	1:47.881	14	44.779	1:46.970
14	13.358	2:02.595	57	22.740	1:50.691	57	30.635	1:47.682	57	38.977	1:47.906	57	46.730	1:47.114
6	14.030	2:03.267	91	22.999	1:49.266	91	31.139	1:47.927	91	39.574	1:47.999	91	47.464	1:47.251
91	14.444	2:03.681	50	23.316	1:48.459	50	31.766	1:48.237	50	40.215	1:48.013	50	47.949	1:47.095
50	15.568	2:04.805	8	30.833	1:53.067	8	44.366	1:53.320	55	48.424	1:43.505	55	51.135	1:42.072
8	18.477	2:07.714	88	36.468	1:56.360	55	44.483	1:47.783	8	58.157	1:53.355	8	1:11.058	1:52.262
88	20.819	2:10.056	55	36.487	2:08.498	88	52.036	1:55.355	88	1:06.967	1:54.495	88	1:18.680	1:51.074
9	32.117	2:21.354	9	42.780	1:51.374									

Weather / Track : Cloudy / Dry

Oulton Park International
Circuit Length = 2.6920 miles
Start: 14:59 End: 15:21

Radical Clubman's Cup

RACE 5 - LAP CHART

Lap 6			Lap 7			Lap 8			Lap 9			Lap 10		
No	Behind	Laptime	No	Behind	Laptime	No	Behind	Laptime	No	Behind	Laptime	No	Behind	Laptime
35		1:39.016	35		1:39.066	35		1:39.525	35		1:39.082	35		1:38.514
74	0.590	1:38.961	74	0.549	1:39.025	74	0.825	1:39.801	74	0.766	1:39.023	74	0.964	1:38.712
26	11.500	1:41.667	26	12.996	1:40.562	88	1 LAP	1:52.753	8	1 LAP	1:52.821	67	19.241	1:40.343
67	12.141	1:40.062	67	14.045	1:40.970	26	14.185	1:40.714	26	16.772	1:41.669	26	20.208	1:41.950
39	14.056	1:40.017	39	15.122	1:40.132	67	14.622	1:40.102	67	17.412	1:41.872	39	21.665	1:42.669
69	14.641	1:39.917	69	15.851	1:40.276	39	15.337	1:39.740	39	17.510	1:41.255	69	22.121	1:42.165
5	20.771	1:42.306	5	23.128	1:41.423	69	16.125	1:39.799	69	18.470	1:41.427	8	1 LAP	1:53.098
95	21.054	1:42.146	95	23.561	1:41.573	5	25.096	1:41.493	88	1 LAP	1:53.316	95	30.738	1:42.159
77	21.499	1:41.727	77	24.085	1:41.652	95	25.189	1:41.153	95	27.093	1:40.986	5	31.226	1:41.674
2	24.124	1:40.886	2	27.027	1:41.969	77	26.418	1:41.858	5	28.066	1:42.052	77	31.875	1:41.800
3	31.712	1:43.261	3	35.771	1:43.125	2	29.262	1:41.760	77	28.589	1:41.253	2	33.439	1:40.602
13	32.215	1:43.005	13	36.043	1:42.894	3	38.325	1:42.079	2	31.351	1:41.171	88	1 LAP	1:52.298
6	37.879	1:41.822	6	40.939	1:42.126	13	38.878	1:42.360	3	41.777	1:42.534	3	46.057	1:42.794
21	44.049	1:44.804	66	51.752	1:44.398	6	43.427	1:42.013	13	43.840	1:44.044	13	47.270	1:41.944
66	46.420	1:44.843	7	52.568	1:44.629	66	56.853	1:44.626	6	46.116	1:41.771	6	48.801	1:41.199
7	47.005	1:45.183	21	55.200	1:50.217 P	7	57.777	1:44.734	66	1:01.691	1:43.920	66	1:06.487	1:43.310
14	51.776	1:46.013	14	58.681	1:45.971	55	1:05.867	1:43.985	7	1:02.486	1:43.791	7	1:07.369	1:43.397
57	53.566	1:45.852	55	1:01.407	1:44.366	14	1:06.049	1:46.893	55	1:08.381	1:41.596	55	1:11.083	1:41.216
91	55.337	1:46.889	57	1:02.024	1:47.524	57	1:08.761	1:46.262	14	1:14.100	1:47.133	14	1:22.242	1:46.656
50	55.894	1:46.961	91	1:03.153	1:46.882	91	1:10.507	1:46.879	57	1:16.596	1:46.917	57	1:24.291	1:46.209
55	56.107	1:43.988	50	1:03.302	1:46.474	50	1:11.076	1:47.299	91	1:17.529	1:46.104	91	1:24.799	1:45.784
8	1:24.589	1:52.547	8	1:38.150	1:52.627	21	1:15.095	1:59.420	50	1:17.980	1:45.986	50	1:25.025	1:45.559
88	1:32.315	1:52.651							21	1:21.751	1:45.738	21	1:27.718	1:44.481

Weather / Track : Cloudy / Dry

Oulton Park International
 Circuit Length = 2.6920 miles
 Start: 14:59 End: 15:21

Radical Clubman's Cup

RACE 5 - LAP CHART

Lap 11			Lap 12		
No	Behind	Laptime	No	Behind	Laptime
35		1:38.360	35		1:38.535
74	0.810	1:38.206	74	0.731	1:38.456
67	21.533	1:40.652	67	23.010	1:40.012
26	23.648	1:41.800	26	27.406	1:42.293
69	24.600	1:40.839	39	30.243	1:42.539
39	26.239	1:42.934	69	36.036	1:49.971
95	33.859	1:41.481	95	37.345	1:42.021
5	34.499	1:41.633	5	37.358	1:41.394
2	36.302	1:41.223	2	38.201	1:40.434
8	1 LAP	1:52.626	77	51.506	1:41.823
88	1 LAP	1:51.346	3	53.078	1:41.824
77	48.218	1:54.703	8	1 LAP	1:51.467
3	49.789	1:42.092	13	54.984	1:42.084
13	51.435	1:42.525	6	55.917	1:42.032
6	52.420	1:41.979	88	1 LAP	1:52.708
66	1:11.579	1:43.452	66	1:17.291	1:44.247
7	1:12.905	1:43.896	7	1:18.707	1:44.337
55	1:13.452	1:40.729	55	1:19.023	1:44.106
14	1:30.420	1:46.538	14	1:37.241	1:45.356
57	1:31.716	1:45.785	57	1:39.236	1:46.055
91	1:32.461	1:46.022	91	1:39.557	1:45.631
50	1:32.719	1:46.054	21	1:39.768	1:45.069
21	1:33.234	1:43.876	50	1:40.326	1:46.142

Weather / Track : Cloudy / Dry

Oulton Park International
 Circuit Length = 2.6920 miles
 Start: 14:59 End: 15:21

Radical Clubman's Cup

RACE 10 - CLASSIFICATION - AMENDED

POS	NO	CL	NAME	ENTRY	LAPS	TIME	GAP	DIFF	MPH	BEST	ON
1	74	S	James ABBOTT	SR3	8	17:23.742			74.28	1:51.378	8
2	17	S	Mark SMITHSON	SR3	8	17:31.846	8.104	8.104	73.70	1:51.908	8
3	69	S	Darron ANLEY	SR3	8	17:33.097	9.355	1.251	73.62	1:53.119	7
4	35	S	Tony WELLS	SR3 RS	8	17:36.444	12.702	3.347	73.38	1:53.703	8
5	39	S	Paul MARSHAM	SR3	8	17:41.763	18.021	5.319	73.02	1:54.430	7
6	21	S	Bradley SMITH	SR3	8	17:47.196	23.454	5.433	72.64	1:56.356	6
7	3	S	Nigel PLACE	SR3	8	17:55.420	31.678	8.224	72.09	1:55.340	8
8	77	S	Gary BAXTER	SR3	8	18:06.477	42.735	11.057	71.35	1:57.415	8
9	95	P	Richard STABLES	PR6	8	18:11.450	47.708	4.973	71.03	2:00.924	7
10	19	S	Shaun MELLORS	SR3	8	18:11.746	48.004	0.296	71.01	1:59.991	5
11	26	P	Mark BOOT	PR6	8	18:13.277	49.535	1.531	70.91	1:58.515	8
12	55	S	Graham RIDGWAY	SR3	8	18:17.088	53.346	3.811	70.66	1:59.795	7
13	66	S	Timothy LYONS	SR3	8	18:20.104	56.362	3.016	70.47	2:00.976	7
14	13	P	Simon GARMSTON	PR6	8	18:22.159	58.417	2.055	70.34	2:00.286	7
15	7	P	Bill HENDERSON	PR6	8	18:28.128	1:04.386	5.969	69.96	2:01.889	7
16	14	S	John MacLEOD	SR3	8	18:33.207	1:09.465	5.079	69.64	2:03.010	7
17	57	P	Brian MURPHY	Prosport	8	18:34.735	1:10.993	1.528	69.55	2:02.870	8
18	8	C	Jon MORRIS	Clubsport	8	18:40.443	1:16.701	5.708	69.19	2:04.634	8
19	50	P	Doug CARTER	PR6	8	18:40.498	1:16.756	0.055	69.19	2:04.182	8
20	91	S	David FRANKLAND	SR3	8	18:40.916	1:17.174	0.418	69.16	2:04.107	8

NOT CLASSIFIED

DNF 6	S	Andy CUMMINGS	SR3	5	11:57.919	3 laps	3 laps	67.49	1:56.424	5
DNF 5	P	Mark ABBOTT	PR6	3	6:49.488	5 laps	2 laps	71.00	2:07.731	2
DNF 88	C	Jenifer RIDGWAY	SR4	1	2:32.216	7 laps	2 laps	63.66		
DNF 2	S	Steve BURGESS	SR3	0						

FASTEST LAP

74	S	James ABBOTT	SR3	8	1:51.378	87.01 mph	140.03 kph
26	P	Mark BOOT	PR6	8	1:58.515	81.77 mph	131.60 kph
8	C	Jon MORRIS	Clubsport	8	2:04.634	77.75 mph	125.13 kph

Weather / Track : Cloudy / Wet

These results are provisional until the conclusion of any judicial and technical matters.

Oulton Park International
Circuit Length = 2.6920 miles
Start: 18:11 End: 18:30

Clerk of Course :	Timekeeper :
-------------------	--------------

Radical Clubman's Cup

RACE 10 - LAP CHART

Lap 1			Lap 2			Lap 3			Lap 4			Lap 5		
No	Behind	Laptime	No	Behind	Laptime	No	Behind	Laptime	No	Behind	Laptime	No	Behind	Laptime
74		2:00.106	74		1:52.623	74		1:54.228	74		4:08.920	74		1:52.876
69	3.398	2:03.504	69	6.579	1:55.804	69	8.050	1:55.699	69	1.682	4:02.552	69	3.165	1:54.359
17	4.757	2:04.863	17	7.858	1:55.724	17	9.120	1:55.490	17	1.971	4:01.771	17	3.883	1:54.788
35	8.043	2:08.149	35	12.611	1:57.191	35	15.096	1:56.713	35	2.781	3:56.605	35	6.084	1:56.179
39	8.824	2:08.930	39	14.111	1:57.910	39	20.789	2:00.906	39	3.342	3:51.473	39	6.927	1:56.461
21	9.534	2:09.640	21	16.198	1:59.287	21	24.455	2:02.485	21	4.012	3:48.477	21	8.231	1:57.095
26	13.567	2:13.673	6	23.289	2:01.413	6	33.578	2:04.517	6	5.618	3:40.960	6	9.166	1:56.424
6	14.499	2:14.605	26	25.325	2:04.381	3	34.698	2:03.351	3	7.199	3:41.421	3	13.779	1:59.456
3	14.741	2:14.847	3	25.575	2:03.457	26	44.970	2:13.873	95	9.352	3:32.559	95	18.467	2:01.991
13	18.862	2:18.968	13	31.249	2:05.010	95	45.713	2:07.305	13	10.044	3:25.939	77	20.423	2:01.263
95	19.472	2:19.578	95	32.636	2:05.787	13	53.025	2:16.004	77	12.036	3:27.315	13	20.931	2:03.763
77	20.298	2:20.404	77	33.738	2:06.063	77	53.641	2:14.131	55	13.735	3:28.110	19	21.130	1:59.991
66	22.177	2:22.283	14	36.152	2:05.712	55	54.545	2:12.268	19	14.015	3:27.768	55	21.297	2:00.438
14	23.063	2:23.169	55	36.505	2:05.486	19	55.167	2:10.627	26	16.650	3:40.600	26	24.903	2:01.129
55	23.642	2:23.748	19	38.768	2:05.782	66	1:00.617	2:15.378	66	17.924	3:26.227	66	27.207	2:02.159
5	24.929	2:25.035	66	39.467	2:09.913	5	1:02.531	2:16.722	7	18.426	3:24.077	7	31.510	2:05.960
19	25.609	2:25.715	5	40.037	2:07.731	7	1:03.269	2:13.886	57	19.868	3:22.966	57	32.010	2:05.018
7	26.682	2:26.788	7	43.611	2:09.552	57	1:05.822	2:16.113	14	20.634	3:20.199	14	32.755	2:04.997
57	27.024	2:27.130	57	43.937	2:09.536	14	1:09.355	2:27.431	8	22.434	3:19.950	8	35.751	2:06.193
50	28.938	2:29.044	50	46.048	2:09.733	8	1:11.404	2:18.967	50	22.781	3:18.759	50	36.230	2:06.325
8	30.024	2:30.130	8	46.665	2:09.264	50	1:12.942	2:21.122	91	23.551	3:18.501	91	37.270	2:06.595
88	32.110	2:32.216	91	47.580	2:07.693	91	1:13.970	2:20.618						
91	32.510	2:32.616												

Weather / Track : Cloudy / Wet

Oulton Park International
Circuit Length = 2.6920 miles
Start: 18:11 End: 18:30

Radical Clubman's Cup

RACE 10 - LAP CHART

Lap 6			Lap 7			Lap 8		
No	Behind	Laptime	No	Behind	Laptime	No	Behind	Laptime
74		1:52.089	74		1:51.522	74		1:51.378
69	5.350	1:54.274	69	6.947	1:53.119	17	8.104	1:51.908
17	6.158	1:54.364	17	7.574	1:52.938	69	9.355	1:53.786
35	8.060	1:54.065	35	10.377	1:53.839	35	12.702	1:53.703
39	10.166	1:55.328	39	13.074	1:54.430	39	18.021	1:56.325
21	12.498	1:56.356	21	17.966	1:56.990	21	23.454	1:56.866
3	22.379	2:00.689	3	27.716	1:56.859	3	31.678	1:55.340
95	27.861	2:01.483	77	36.698	1:59.689	77	42.735	1:57.415
77	28.531	2:00.197	95	37.263	2:00.924	95	47.708	2:01.823
19	29.148	2:00.107	55	37.563	1:59.795	19	48.004	2:01.259
55	29.290	2:00.082	19	38.123	2:00.497	26	49.535	1:58.515
13	33.112	2:04.270	13	41.876	2:00.286	55	53.346	2:07.161
26	33.659	2:00.845	26	42.398	2:00.261	66	56.362	2:01.155
66	37.131	2:02.013	66	46.585	2:00.976	13	58.417	2:07.919
7	43.396	2:03.975	7	53.763	2:01.889	7	1:04.386	2:02.001
14	45.388	2:04.722	14	56.876	2:03.010	14	1:09.465	2:03.967
57	47.499	2:07.578	57	59.501	2:03.524	57	1:10.993	2:02.870
8	48.912	2:05.250	8	1:03.445	2:06.055	8	1:16.701	2:04.634
50	49.497	2:05.356	50	1:03.952	2:05.977	50	1:16.756	2:04.182
91	49.913	2:04.732	91	1:04.445	2:06.054	91	1:17.174	2:04.107

Weather / Track : Cloudy / Wet

Oulton Park International
 Circuit Length = 2.6920 miles
 Start: 18:11 End: 18:30