



300 RACE DAY

Snetterton 300 Circuit

2nd May 2011



Results Provided by Timing Solutions Ltd
www.tsl-timing.com

MSV F3 Cup

QUALIFYING - RACE 1 - CLASSIFICATION

POS	NO	CL	NAME	ENTRY	TIME	ON	LAPS	GAP	DIFF	MPH
1	16	A	Aaron STEELE	Dallara F302	1:45.558	9	9			101.25
2	9	A	Louis HAMILTON-SMITH	Dallara F301	1:47.253	10	11	1.695	1.695	99.65
3	82	A	Alex CRAVEN	Dallara F302	1:47.596	11	12	2.038	0.343	99.33
4	18	A	Matt DRAPER	Dallara F304	1:48.066	12	14	2.508	0.470	98.90
5	1	A	Chris NEEDHAM	Dallara F302	1:50.109	10	11	4.551	2.043	97.06
6	23	A	Nick ROBINSON	Dallara F302	1:50.675	12	12	5.117	0.566	96.57
7	21	A	Mark TERRY	Dallara F302	1:51.803	7	12	6.245	1.128	95.59
8	5	A	Alf SKEELS	Dallara F301	1:52.015	7	13	6.457	0.212	95.41
9	3	A	Neil HARRISON	Dallara F302/4	1:53.579	8	10	8.021	1.564	94.10
10	4	A	Stuart WILTSHIRE	Dallara F302	1:55.170	10	12	9.612	1.591	92.80
11	17	B	James LEDAMUN	TOMS 036F	1:56.001	10	12	10.443	0.831	92.13
12	19	A	Richard PURCELL	Dallara F301	1:57.388	3	3	11.830	1.387	91.04
13	2	A	Mark HARRISON	Dallara F301	2:01.681	7	7	16.123	4.293	87.83
14	25	A	Kat IMPEY	Dallara F302	2:08.976	3	3	23.418	7.295	82.86

Car 19 to fit transponder for race

Weather / Track : Sunny / Dry

These results are provisional until the conclusion of any judicial and technical matters.

Snetterton 300

Circuit Length = 2.9689 miles

Start: 09:00 End: 09:27

Clerk of Course :

Timekeeper :

MSV F3 Cup

QUALIFYING - RACE 1 - LAP ANALYSIS

1	Chris NEEDHAM		A Dallara F302 - DST Group Ltd				
1 -	2:10.279	+ 20.170	9:02:26.163	7 -	1:50.699	+ 0.590	9:17:50.599
2 -	1:56.380	+ 6.271	9:04:22.543	8 -	1:51.385	+ 1.276	9:19:41.984
3 -	1:54.437	+ 4.328	9:06:16.980	9 -	1:50.655	+ 0.546	9:21:32.639
4 -	1:53.780	+ 3.671	9:08:10.760	10 -	1:50.109		9:23:22.748
5 -	5:44.829 P	+ 3:54.720	9:13:55.589	11 -	1:50.109		9:25:12.857
6 -	2:04.311	+ 14.202	9:15:59.900				
2	Mark HARRISON		A Dallara F301 - Magic Motorsport				
1 -	2:53.038	+ 51.357	9:10:32.230	5 -	4:38.938 P	+ 2:37.257	9:22:10.133
2 -	2:12.433	+ 10.752	9:12:44.663	6 -	2:17.478	+ 15.797	9:24:27.611
3 -	2:11.155	+ 9.474	9:14:55.818	7 -	2:01.681		9:26:29.292
4 -	2:35.377	+ 33.696	9:17:31.195				
3	Neil HARRISON		A Dallara F302/4 - Magic Motorsport				
1 -	2:13.909	+ 20.330	9:03:01.151	6 -	1:54.899	+ 1.320	9:15:24.117
2 -	2:00.289	+ 6.710	9:05:01.440	7 -	1:56.445	+ 2.866	9:17:20.562
3 -	4:29.136 P	+ 2:35.557	9:09:30.576	8 -	1:53.579		9:19:14.141
4 -	2:04.179	+ 10.600	9:11:34.755	9 -	4:07.165 P	+ 2:13.586	9:23:21.306
5 -	1:54.463	+ 0.884	9:13:29.218	10 -	2:03.722	+ 10.143	9:25:25.028
4	Stuart WILTSHIRE		A Dallara F302				
1 -	2:15.198	+ 20.028	9:02:56.348	7 -	1:58.154	+ 2.984	9:15:00.077
2 -	2:02.379	+ 7.209	9:04:58.727	8 -	3:46.085 P	+ 1:50.915	9:18:46.162
3 -	2:02.870	+ 7.700	9:07:01.597	9 -	2:01.685	+ 6.515	9:20:47.847
4 -	2:00.916	+ 5.746	9:09:02.513	10 -	1:55.170		9:22:43.017
5 -	1:59.466	+ 4.296	9:11:01.979	11 -	1:55.826	+ 0.656	9:24:38.843
6 -	1:59.944	+ 4.774	9:13:01.923	12 -	1:56.791	+ 1.621	9:26:35.634
5	Alf SKEELS		A Dallara F301				
1 -	2:13.785	+ 21.770	9:02:30.731	8 -	2:35.165	+ 43.150	9:16:38.879
2 -	2:01.816	+ 9.801	9:04:32.547	9 -	1:55.994	+ 3.979	9:18:34.873
3 -	1:57.539	+ 5.524	9:06:30.086	10 -	1:53.125	+ 1.110	9:20:27.998
4 -	1:54.892	+ 2.877	9:08:24.978	11 -	1:52.688	+ 0.673	9:22:20.686
5 -	1:53.826	+ 1.811	9:10:18.804	12 -	1:52.591	+ 0.576	9:24:13.277
6 -	1:52.895	+ 0.880	9:12:11.699	13 -	1:52.053	+ 0.038	9:26:05.330
7 -	1:52.015		9:14:03.714				
9	Louis HAMILTON-SMITH		A Dallara F301				
1 -	2:08.813	+ 21.560	9:06:59.947	7 -	1:48.593	+ 1.340	9:18:02.552
2 -	1:55.456	+ 8.203	9:08:55.403	8 -	1:48.114	+ 0.861	9:19:50.666
3 -	1:51.009	+ 3.756	9:10:46.412	9 -	1:47.660	+ 0.407	9:21:38.326
4 -	1:50.025	+ 2.772	9:12:36.437	10 -	1:47.253		9:23:25.579
5 -	1:49.103	+ 1.850	9:14:25.540	11 -	1:50.423	+ 3.170	9:25:16.002
6 -	1:48.419	+ 1.166	9:16:13.959				
16	Aaron STEELE		A Dallara F302 - Grays Motorsport				
1 -	2:03.133	+ 17.575	9:02:22.670	6 -	1:49.864	+ 4.306	9:13:31.543
2 -	1:51.549	+ 5.991	9:04:14.219	7 -	1:46.538	+ 0.980	9:15:18.081
3 -	1:47.904	+ 2.346	9:06:02.123	8 -	1:46.351	+ 0.793	9:17:04.432
4 -	1:46.993	+ 1.435	9:07:49.116	9 -	1:45.558		9:18:49.990
5 -	3:52.563 P	+ 2:07.005	9:11:41.679				
17	James LEDAMUN		B TOMS 036F - TRS Harnesses				
1 -	2:12.783	+ 16.782	9:02:33.326	7 -	1:58.023	+ 2.022	9:17:10.051
2 -	2:05.027	+ 9.026	9:04:38.353	8 -	1:59.950	+ 3.949	9:19:10.001
3 -	2:02.219	+ 6.218	9:06:40.572	9 -	2:00.237	+ 4.236	9:21:10.238
4 -	1:59.288	+ 3.287	9:08:39.860	10 -	1:56.001		9:23:06.239
5 -	4:21.722 P	+ 2:25.721	9:13:01.582	11 -	1:56.441	+ 0.440	9:25:02.680
6 -	2:10.446	+ 14.445	9:15:12.028	12 -	1:58.063	+ 2.062	9:27:00.743

Weather / Track : Sunny / Dry

Snetterton 300
Circuit Length = 2.9689 miles
Start: 09:00 End: 09:27


MSV F3 Cup

QUALIFYING - RACE 1 - LAP ANALYSIS

18	Matt DRAPER		A Dallara F304 - Antel Motorsport				
1 -	2:10.102	+ 22.036	9:02:20.825	8 -	1:48.816	+ 0.750	9:15:26.001
2 -	1:55.836	+ 7.770	9:04:16.661	9 -	1:49.664	+ 1.598	9:17:15.665
3 -	1:52.151	+ 4.085	9:06:08.812	10 -	1:50.698	+ 2.632	9:19:06.363
4 -	1:50.551	+ 2.485	9:07:59.363	11 -	1:48.483	+ 0.417	9:20:54.846
5 -	1:50.592	+ 2.526	9:09:49.955	12 -	1:48.066		9:22:42.912
6 -	1:51.308	+ 3.242	9:11:41.263	13 -	1:50.637	+ 2.571	9:24:33.549
7 -	1:55.922	+ 7.856	9:13:37.185	14 -	1:58.803	+ 10.737	9:26:32.352
19	Richard PURCELL		A Dallara F301 - Topmarx Racing				
1 -	2:06.177	+ 8.789	9:04:50.853	3 -	1:57.388		9:08:49.264
2 -	2:01.023	+ 3.635	9:06:51.876				
21	Mark TERRY		A Dallara F302 - Lanan Racing				
1 -	2:12.064	+ 20.261	9:02:26.076	7 -	1:51.803		9:13:57.435
2 -	2:02.382	+ 10.579	9:04:28.458	8 -	1:52.015	+ 0.212	9:15:49.450
3 -	1:55.759	+ 3.956	9:06:24.217	9 -	1:52.607	+ 0.804	9:17:42.057
4 -	1:54.763	+ 2.960	9:08:18.980	10 -	4:54.456 P	+ 3:02.653	9:22:36.513
5 -	1:53.471	+ 1.668	9:10:12.451	11 -	1:56.875	+ 5.072	9:24:33.388
6 -	1:53.181	+ 1.378	9:12:05.632	12 -	1:55.058	+ 3.255	9:26:28.446
23	Nick ROBINSON		A Dallara F302				
1 -	2:12.676	+ 22.001	9:02:50.445	7 -	1:55.338	+ 4.663	9:14:41.770
2 -	2:04.588	+ 13.913	9:04:55.033	8 -	3:33.605 P	+ 1:42.930	9:18:15.375
3 -	2:02.222	+ 11.547	9:06:57.255	9 -	1:57.097	+ 6.422	9:20:12.472
4 -	1:57.650	+ 6.975	9:08:54.905	10 -	1:52.406	+ 1.731	9:22:04.878
5 -	1:56.227	+ 5.552	9:10:51.132	11 -	1:51.274	+ 0.599	9:23:56.152
6 -	1:55.300	+ 4.625	9:12:46.432	12 -	1:50.675		9:25:46.827
25	Kat IMPEY		A Dallara F302 - Lanan Racing				
1 -	4:20.659 P	+ 2:11.683	9:04:43.877	3 -	2:08.976		9:09:09.635
2 -	2:16.782	+ 7.806	9:07:00.659				
82	Alex CRAVEN		A Dallara F302 - Lanan Racing				
1 -	2:04.454	+ 16.858	9:02:17.092	7 -	1:48.001	+ 0.405	9:13:17.162
2 -	1:52.876	+ 5.280	9:04:09.968	8 -	1:47.789	+ 0.193	9:15:04.951
3 -	1:49.976	+ 2.380	9:05:59.944	9 -	1:48.317	+ 0.721	9:16:53.268
4 -	1:48.947	+ 1.351	9:07:48.891	10 -	1:47.643	+ 0.047	9:18:40.911
5 -	1:51.670	+ 4.074	9:09:40.561	11 -	1:47.596		9:20:28.507
6 -	1:48.600	+ 1.004	9:11:29.161	12 -	1:58.945	+ 11.349	9:22:27.452

Weather / Track : Sunny / Dry

MSV F3 Cup
RACE 1 - GRID

ROW 7	2:01.681 2 Mark HARRISON	2:08.976 25 Kat IMPEY
ROW 6	1:56.001 17 James LEDAMUN	1:57.388 19 Richard PURCELL
ROW 5	1:53.579 3 Neil HARRISON	1:55.170 4 Stuart WILTSHIRE
ROW 4	1:51.803 21 Mark TERRY	1:52.015 5 AIF SKEELS
ROW 3	1:50.109 1 Chris NEEDHAM	1:50.675 23 Nick ROBINSON
ROW 2	1:47.596 82 Alex CRAVEN	1:48.066 18 Matt DRAPER
ROW 1	1:45.558 16 Aaron STEELE	1:47.253 9 Louis HAMILTON-SMITH
Pole		
		


Snetterton 300
 Circuit Length = 2.9689 miles

These results are provisional until the conclusion of any judicial and technical matters.

Clerk of Course :		Timekeeper :
-------------------	--	--------------

MSV F3 Cup

RACE 3 - GRID

ROW 7	2:11.155 2 Mark HARRISON	0.000 25 Kat IMPEY
ROW 6	1:56.441 17 James LEDAMUN	2:01.023 19 Richard PURCELL
ROW 5	1:54.463 3 Neil HARRISON	1:55.826 4 Stuart WILTSHIRE
ROW 4	1:52.015 21 Mark TERRY	1:52.053 5 AIF SKEELS
ROW 3	1:50.109 1 Chris NEEDHAM	1:51.274 23 Nick ROBINSON
ROW 2	1:47.660 9 Louis HAMILTON-SMITH	1:48.483 18 Matt DRAPER
ROW 1	1:46.351 16 Aaron STEELE	1:47.643 82 Alex CRAVEN
Pole		
		

Snetterton 300
Circuit Length = 2.9689 miles

These results are provisional until the conclusion of any judicial and technical matters.

Clerk of Course :		Timekeeper :
-------------------	--	--------------

MSV F3 Cup

RACE 1 - CLASSIFICATION

POS	NO	CL	NAME	ENTRY	LAPS	TIME	GAP	DIFF	MPH	BEST	ON
1	16	A	Aaron STEELE	Dallara F302	12	21:33.808			99.13	1:46.328	5
2	82	A	Alex CRAVEN	Dallara F302	12	21:47.096	13.288	13.288	98.12	1:47.330	5
3	9	A	Louis HAMILTON-SMITH	Dallara F301	12	22:07.189	33.381	20.093	96.63	1:47.235	7
4	1	A	Chris NEEDHAM	Dallara F302	12	22:10.221	36.413	3.032	96.41	1:48.502	11
5	18	A	Matt DRAPER	Dallara F304	12	22:10.357	36.549	0.136	96.40	1:47.938	11
6	21	A	Mark TERRY	Dallara F302	12	22:11.513	37.705	1.156	96.32	1:47.858	11
7	5	A	Alf SKEELS	Dallara F301	12	22:45.233	1:11.425	33.720	93.94	1:50.703	5
8	3	A	Neil HARRISON	Dallara F302/4	12	23:20.586	1:46.778	35.353	91.57	1:52.252	9
9	19	A	Richard PURCELL	Dallara F301	11	21:44.176	1 lap	1 lap	90.14	1:55.790	10
10	4	A	Stuart WILTSHIRE	Dallara F302	11	21:54.546	1 lap	10.370	89.43	1:54.811	9
11	17	B	James LEDAMUN	TOMS 036F	11	22:10.577	1 lap	16.031	88.35	1:56.269	6
NOT CLASSIFIED											
DNF	23	A	Nick ROBINSON	Dallara F302	8	17:31.285	4 laps	3 laps	81.33	1:50.962	7
DNF	2	A	Mark HARRISON	Dallara F301	6	11:59.295	6 laps	2 laps	89.15	1:55.701	5
DNF	25	A	Kat IMPEY	Dallara F302	0						
FASTEST LAP											
16	A	Aaron STEELE	Dallara F302	5	1:46.328		100.51 mph		161.77 kph		
17	B	James LEDAMUN	TOMS 036F	6	1:56.269		91.92 mph		147.93 kph		

Weather / Track : Bright / Dry
 These results are provisional until the conclusion of any judicial and technical matters.

Snetterton 300
 Circuit Length = 2.9689 miles
 Start: 11:27 End: 11:51

Clerk of Course :	Timekeeper :
-------------------	--------------

MSV F3 Cup

RACE 1 - LAP CHART

Lap 1			Lap 2			Lap 3			Lap 4			Lap 5		
No	Behind	Laptime	No	Behind	Laptime	No	Behind	Laptime	No	Behind	Laptime	No	Behind	Laptime
16		1:52.454	16		1:47.264	16		1:46.435	16		1:46.444	16		1:46.328
1	6.647	1:59.101	82	11.057	1:51.333	82	12.090	1:47.468	82	13.293	1:47.647	82	14.295	1:47.330
82	6.988	1:59.442	1	11.690	1:52.307	1	16.125	1:50.870	1	20.220	1:50.539	1	24.466	1:50.574
21	8.724	2:01.178	21	14.899	1:53.439	21	20.105	1:51.641	21	24.162	1:50.501	21	27.592	1:49.758
3	10.905	2:03.359	3	19.902	1:56.261	18	25.140	1:51.352	18	27.567	1:48.871	9	29.876	1:48.147
4	12.249	2:04.703	18	20.223	1:54.955	5	26.151	1:51.604	9	28.057	1:48.106	18	30.755	1:49.516
5	12.405	2:04.859	5	20.982	1:55.841	9	26.395	1:49.412	5	31.450	1:51.743	5	35.825	1:50.703
18	12.532	2:04.986	9	23.418	1:53.423	3	28.390	1:54.923	3	34.781	1:52.835	3	42.041	1:53.588
19	14.614	2:07.068	23	28.145	1:59.422	23	33.506	1:51.796	23	38.083	1:51.021	23	42.836	1:51.081
23	15.987	2:08.441	19	29.193	2:01.843	19	40.294	1:57.536	19	51.419	1:57.569	19	1:02.028	1:56.937
9	17.259	2:09.713	2	32.457	2:00.037	2	43.410	1:57.388	2	54.320	1:57.354	2	1:03.693	1:55.701
2	19.684	2:12.138	4	49.429	2:24.444	4	1:01.274	1:58.280	4	1:12.292	1:57.462	4	1:22.664	1:56.700
17	31.948	2:24.402	17	50.529	2:05.845	17	1:01.555	1:57.461	17	1:13.205	1:58.094	17	1:23.969	1:57.092

Weather / Track : Bright / Dry

Snetterton 300
Circuit Length = 2.9689 miles
Start: 11:27 End: 11:51

MSV F3 Cup

RACE 1 - LAP CHART

Lap 6			Lap 7			Lap 8			Lap 9			Lap 10		
No	Behind	Laptime	No	Behind	Laptime	No	Behind	Laptime	No	Behind	Laptime	No	Behind	Laptime
16		1:46.467	16		1:47.527	16		1:48.834	16		1:47.889	16		1:47.385
82	15.240	1:47.412	82	15.586	1:47.873	82	14.272	1:47.520	4	1 LAP	1:55.899	4	1 LAP	1:54.811
1	28.565	1:50.566	1	31.226	1:50.188	9	31.285	1:48.697	17	1 LAP	1:56.776	17	1 LAP	1:57.423
21	31.335	1:50.210	9	31.422	1:47.235	1	31.766	1:49.374	82	13.740	1:47.357	82	14.369	1:48.014
9	31.714	1:48.305	21	33.400	1:49.592	18	34.499	1:49.127	9	31.222	1:47.826	9	31.401	1:47.564
18	32.761	1:48.473	18	34.206	1:48.972	21	36.042	1:51.476	1	32.429	1:48.552	1	34.573	1:49.529
5	41.355	1:51.997	5	45.116	1:51.288	5	49.133	1:52.851	18	34.848	1:48.238	18	35.547	1:48.084
23	48.077	1:51.708	23	51.512	1:50.962	3	59.965	1:54.154	21	36.954	1:48.801	21	38.217	1:48.648
3	49.013	1:53.439	3	54.645	1:53.159	23	1:08.103	2:05.425	5	53.845	1:52.601	5	59.476	1:53.016
2	1:13.903	1:56.677	19	1:25.026	1:57.893	19	1:33.418	1:57.226	3	1:04.328	1:52.252	3	1:09.218	1:52.275
19	1:14.660	1:59.099	4	1:40.910	1:55.379				19	1:42.251	1:56.722			
4	1:33.058	1:56.861	17	1:43.273	1:57.029									
17	1:33.771	1:56.269												

Weather / Track : Bright / Dry

Snetterton 300
Circuit Length = 2.9689 miles
Start: 11:27 End: 11:51

MSV F3 Cup

RACE 1 - LAP CHART

Lap 11			Lap 12		
No	Behind	Laptime	No	Behind	Laptime
16		1:47.686	16		1:49.095
19	1 LAP	1:55.790	19	1 LAP	1:56.493
4	1 LAP	1:54.908	82	13.288	1:47.559
82	14.824	1:48.141	4	1 LAP	1:55.099
17	1 LAP	1:57.520	9	33.381	1:49.600
9	32.876	1:49.161	1	36.413	1:50.119
1	35.389	1:48.502	18	36.549	1:49.845
18	35.799	1:47.938	17	1 LAP	2:02.666
21	38.389	1:47.858	21	37.705	1:48.411
5	1:06.119	1:54.329	5	1:11.425	1:54.401
3	1:15.471	1:53.939	3	1:46.778	2:20.402

Weather / Track : Bright / Dry

Snetterton 300
Circuit Length = 2.9689 miles
Start: 11:27 End: 11:51

MSV F3 Cup

RACE 3 - CLASSIFICATION

POS	NO	CL	NAME	ENTRY	LAPS	TIME	GAP	DIFF	MPH	BEST	ON
1	16	A	Aaron STEELE	Dallara F302	12	21:26.838			99.66	1:46.383	5
2	82	A	Alex CRAVEN	Dallara F302	12	21:39.982	13.144	13.144	98.66	1:47.091	6
3	18	A	Matt DRAPER	Dallara F304	12	21:43.878	17.040	3.896	98.36	1:47.287	7
4	9	A	Louis HAMILTON-SMITH	Dallara F301	12	21:45.539	18.701	1.661	98.24	1:47.105	7
5	21	A	Mark TERRY	Dallara F302	12	22:13.709	46.871	28.170	96.16	1:49.438	10
6	23	A	Nick ROBINSON	Dallara F302	12	22:17.212	50.374	3.503	95.91	1:49.147	10
7	1	A	Chris NEEDHAM	Dallara F302	12	22:37.571	1:10.733	20.359	94.47	1:49.377	9
8	5	A	Alf SKEELS	Dallara F301	12	22:52.082	1:25.244	14.511	93.47	1:51.882	10
9	3	A	Neil HARRISON	Dallara F302/4	12	22:52.406	1:25.568	0.324	93.45	1:51.845	11
10	4	A	Stuart WILTSHIRE	Dallara F302	12	23:17.909	1:51.071	25.503	91.74	1:53.640	11
11	17	B	James LEDAMUN	TOMS 036F	11	21:48.082	1 lap	1 lap	89.87	1:56.921	6

FASTEST LAP

16	A	Aaron STEELE	Dallara F302	5	1:46.383	100.46 mph	161.68 kph
17	B	James LEDAMUN	TOMS 036F	6	1:56.921	91.41 mph	147.11 kph

Weather / Track : Bright / Dry
 These results are provisional until the conclusion of any judicial and technical matters.

Snetterton 300
 Circuit Length = 2.9689 miles
 Start: 14:45 End: 15:09

Clerk of Course :	Timekeeper :
-------------------	--------------

MSV F3 Cup

RACE 3 - LAP CHART

Lap 1			Lap 2			Lap 3			Lap 4			Lap 5		
No	Behind	Laptime	No	Behind	Laptime	No	Behind	Laptime	No	Behind	Laptime	No	Behind	Laptime
16		1:52.164	16		1:47.555	16		1:46.695	16		1:46.414	16		1:46.383
82	2.017	1:54.181	82	2.979	1:48.517	82	4.246	1:47.962	82	5.462	1:47.630	82	6.493	1:47.414
18	2.422	1:54.586	18	3.466	1:48.599	18	4.521	1:47.750	18	5.908	1:47.801	18	7.381	1:47.856
9	4.613	1:56.777	9	7.333	1:50.275	9	9.342	1:48.704	9	11.070	1:48.142	9	12.711	1:48.024
21	6.571	1:58.735	21	10.788	1:51.772	21	15.704	1:51.611	21	20.197	1:50.907	21	24.407	1:50.593
23	8.981	2:01.145	23	14.551	1:53.125	23	20.415	1:52.559	23	25.146	1:51.145	23	29.632	1:50.869
5	11.322	2:03.486	5	18.829	1:55.062	5	27.562	1:55.428	5	35.595	1:54.447	5	42.568	1:53.356
3	12.966	2:05.130	3	20.476	1:55.065	3	29.258	1:55.477	3	36.587	1:53.743	3	43.981	1:53.777
4	14.892	2:07.056	4	25.318	1:57.981	4	35.759	1:57.136	1	43.172	1:51.634	1	47.550	1:50.761
17	16.790	2:08.954	17	27.880	1:58.645	1	37.952	1:51.197	4	45.805	1:56.460	4	55.479	1:56.057
1	30.033	2:22.197	1	33.450	1:50.972	17	40.699	1:59.514	17	52.274	1:57.989	17	1:03.093	1:57.202

Weather / Track : Bright / Dry

Snetterton 300
Circuit Length = 2.9689 miles
Start: 14:45 End: 15:09

MSV F3 Cup

RACE 3 - LAP CHART

Lap 6			Lap 7			Lap 8			Lap 9			Lap 10		
No	Behind	Laptime	No	Behind	Laptime	No	Behind	Laptime	No	Behind	Laptime	No	Behind	Laptime
16		1:46.476	16		1:46.409	16		1:46.957	16		1:46.695	16		1:46.743
82	7.108	1:47.091	82	8.027	1:47.328	82	9.036	1:47.966	82	10.323	1:47.982	82	11.712	1:48.132
18	8.894	1:47.989	18	9.772	1:47.287	18	13.104	1:50.289	18	14.773	1:48.364	18	15.425	1:47.395
9	13.920	1:47.685	9	14.616	1:47.105	9	15.253	1:47.594	9	15.751	1:47.193	9	16.137	1:47.129
21	28.110	1:50.179	21	32.131	1:50.430	21	35.340	1:50.166	21	38.750	1:50.105	21	41.445	1:49.438
23	33.663	1:50.507	23	37.432	1:50.178	23	40.396	1:49.921	23	43.159	1:49.458	23	45.563	1:49.147
5	49.259	1:53.167	1	55.302	1:50.353	1	57.897	1:49.552	1	1:00.579	1:49.377	1	1:03.505	1:49.669
3	50.295	1:52.790	5	57.357	1:54.507	5	1:04.175	1:53.775	5	1:10.279	1:52.799	5	1:15.418	1:51.882
1	51.358	1:50.284	3	57.608	1:53.722	3	1:04.475	1:53.824	3	1:10.690	1:52.910	3	1:15.963	1:52.016
4	1:04.615	1:55.612	4	1:13.389	1:55.183	4	1:21.972	1:55.540	4	1:29.900	1:54.623	4	1:38.102	1:54.945
17	1:13.538	1:56.921	17	1:24.293	1:57.164	17	1:34.845	1:57.509	17	1:45.449	1:57.299			

Weather / Track : Bright / Dry

Snetterton 300
Circuit Length = 2.9689 miles
Start: 14:45 End: 15:09

MSV F3 Cup

RACE 3 - LAP CHART

Lap 11			Lap 12		
No	Behind	Laptime	No	Behind	Laptime
16		1:47.138	16		1:47.209
17	1 LAP	1:57.399	82	13.144	1:47.942
82	12.411	1:47.837	18	17.040	1:48.063
18	16.186	1:47.899	9	18.701	1:49.306
9	16.604	1:47.605	17	1 LAP	1:59.486
21	44.511	1:50.204	21	46.871	1:49.569
23	48.311	1:49.886	23	50.374	1:49.272
1	1:07.078	1:50.711	1	1:10.733	1:50.864
5	1:20.182	1:51.902	5	1:25.244	1:52.271
3	1:20.670	1:51.845	3	1:25.568	1:52.107
4	1:44.604	1:53.640	4	1:51.071	1:53.676

Weather / Track : Bright / Dry

Snetterton 300
Circuit Length = 2.9689 miles
Start: 14:45 End: 15:09

GT Trophy

QUALIFYING - RACE 2 - CLASSIFICATION

POS	NO	CL	NAME	ENTRY	TIME	ON	LAPS	GAP	DIFF	MPH
1	88	500	PRICE/BARFF	Ferrari 458	1:51.630	5	22			95.74
2	22	500	DHILLON/SCOTT	MTech Ferrari 430 GT3	1:54.158	14	16	2.528	2.528	93.62
3	81	500	BEIGHTON/FINEMORE	Marcos Mantis	1:54.676	10	10	3.046	0.518	93.20
4	9	500	BACK/BROADHURST	Ferrari 430 GT3	1:55.372	12	14	3.742	0.696	92.64
5	10	500	McNEILLY/STANLEY	Ferrari 430 GTC	1:55.767	6	19	4.137	0.395	92.32
6	35	GTC2	BENTLEY/MEDEIROS	CTR Alfatune Porsche 996 GT3	2:00.326	14	18	8.696	4.559	88.82
7	38	GTC2	ATKINS/ALLPASS	Ginetta G50	2:02.476	8	8	10.846	2.150	87.26
8	37	S	Barclay DOUGAL	BMW E46 GTR	2:02.573	4	6	10.943	0.097	87.19
9	77	S	COX/COX	BMW M3 CSL	2:04.187	14	18	12.557	1.614	86.06

Weather / Track : Sunny / Dry

These results are provisional until the conclusion of any judicial and technical matters.

Snetterton 300

Circuit Length = 2.9689 miles

Start: 09:40 End: 10:27

Clerk of Course :

Timekeeper :

GT Trophy

QUALIFYING - RACE 2 - LAP ANALYSIS

9	BACK/BROADHURST		500 Ferrari 430 GT3 - MTECH				
1 -	2:29.098	+ 33.726	9:42:42.577	8 -	2:16.487	+ 21.115	9:59:23.103
2 -	2:03.398	+ 8.026	9:44:45.975	9 -	1:58.789	+ 3.417	10:01:21.892
3 -	2:01.287	+ 5.915	9:46:47.262	10 -	1:56.521	+ 1.149	10:03:18.413
4 -	2:02.467	+ 7.095	9:48:49.729	11 -	1:56.018	+ 0.646	10:05:14.431
5 -	2:01.286	+ 5.914	9:50:51.015	12 -	1:55.372		10:07:09.803
6 -	2:01.274	+ 5.902	9:52:52.289	13 -	2:00.585	+ 5.213	10:09:10.388
7 -	4:14.327 P	+ 2:18.955	9:57:06.616	14 -	1:55.996	+ 0.624	10:11:06.384
10	McNEILLY/STANLEY		500 Ferrari 430 GTC - FF Corse				
1 -	2:42.268	+ 46.501	9:42:51.986	11 -	2:03.745	+ 7.978	10:07:22.222
2 -	2:16.210	+ 20.443	9:45:08.196	12 -	4:43.989 P	+ 2:48.222	10:12:06.211
3 -	1:57.493	+ 1.726	9:47:05.689	13 -	2:12.023	+ 16.256	10:14:18.234
4 -	1:56.277	+ 0.510	9:49:01.966	14 -	2:03.433	+ 7.666	10:16:21.667
5 -	1:56.632	+ 0.865	9:50:58.598	15 -	2:02.598	+ 6.831	10:18:24.265
6 -	1:55.767		9:52:54.365	16 -	2:02.986	+ 7.219	10:20:27.251
7 -	3:55.240 P	+ 1:59.473	9:56:49.605	17 -	2:02.512	+ 6.745	10:22:29.763
8 -	4:04.137 P	+ 2:08.370	10:00:53.742	18 -	2:02.192	+ 6.425	10:24:31.955
9 -	2:16.586	+ 20.819	10:03:10.328	19 -	2:01.539	+ 5.772	10:26:33.494
10 -	2:08.149	+ 12.382	10:05:18.477				
22	DHILLON/SCOTT		500 MTech Ferrari 430 GT3				
1 -	2:20.285	+ 26.127	9:42:34.378	9 -	7:58.382 P	+ 6:04.224	10:04:42.445
2 -	2:04.639	+ 10.481	9:44:39.017	10 -	2:22.557	+ 28.399	10:07:05.002
3 -	2:02.029	+ 7.871	9:46:41.046	11 -	1:59.344	+ 5.186	10:09:04.346
4 -	2:01.114	+ 6.956	9:48:42.160	12 -	1:55.385	+ 1.227	10:10:59.731
5 -	2:00.203	+ 6.045	9:50:42.363	13 -	1:54.565	+ 0.407	10:12:54.296
6 -	2:00.358	+ 6.200	9:52:42.721	14 -	1:54.158		10:14:48.454
7 -	2:00.699	+ 6.541	9:54:43.420	15 -	2:23.339	+ 29.181	10:17:11.793
8 -	2:00.643	+ 6.485	9:56:44.063	16 -	1:54.405	+ 0.247	10:19:06.198
35	BENTLEY/MEDEIROS		GTC2 CTR Alfature Porsche 996 GT3				
1 -	2:25.337	+ 25.011	9:45:30.117	10 -	2:02.917	+ 2.591	10:07:56.715
2 -	2:09.550	+ 9.224	9:47:39.667	11 -	2:01.660	+ 1.334	10:09:58.375
3 -	2:06.700	+ 6.374	9:49:46.367	12 -	2:01.993	+ 1.667	10:12:00.368
4 -	2:04.488	+ 4.162	9:51:50.855	13 -	2:01.285	+ 0.959	10:14:01.653
5 -	2:04.983	+ 4.657	9:53:55.838	14 -	2:00.326		10:16:01.979
6 -	2:04.641	+ 4.315	9:56:00.479	15 -	2:00.681	+ 0.355	10:18:02.660
7 -	2:05.725	+ 5.399	9:58:06.204	16 -	2:00.554	+ 0.228	10:20:03.214
8 -	5:34.666 P	+ 3:34.340	10:03:40.870	17 -	2:00.515	+ 0.189	10:22:03.729
9 -	2:12.928	+ 12.602	10:05:53.798	18 -	2:01.002	+ 0.676	10:24:04.731
37	Barclay DOUGAL		S BMW E46 GTR - Ocius				
1 -	2:39.463	+ 36.890	9:43:45.774	4 -	2:02.573		9:50:02.362
2 -	2:09.523	+ 6.950	9:45:55.297	5 -	4:18.657 P	+ 2:16.084	9:54:21.019
3 -	2:04.492	+ 1.919	9:47:59.789	6 -	2:19.227	+ 16.654	9:56:40.246
38	ATKINS/ALLPASS		GTC2 Ginetta G50 - Atkins Motorsport/Concept Management				
1 -	2:44.830	+ 42.354	9:43:04.270	5 -	2:06.045	+ 3.569	9:51:56.326
2 -	2:23.317	+ 20.841	9:45:27.587	6 -	11:21.906 P	+ 9:19.430	10:03:18.232
3 -	2:15.735	+ 13.259	9:47:43.322	7 -	2:10.801	+ 8.325	10:05:29.033
4 -	2:06.959	+ 4.483	9:49:50.281	8 -	2:02.476		10:07:31.509
77	COX/COX		S BMW M3 CSL - Race Car Spares/MMC Motorsport				
1 -	2:43.027	+ 38.840	9:43:05.245	10 -	2:15.863	+ 11.676	10:03:55.214
2 -	2:15.705	+ 11.518	9:45:20.950	11 -	2:05.857	+ 1.670	10:06:01.071
3 -	2:08.011	+ 3.824	9:47:28.961	12 -	2:04.394	+ 0.207	10:08:05.465
4 -	2:07.291	+ 3.104	9:49:36.252	13 -	2:04.887	+ 0.700	10:10:10.352
5 -	2:06.718	+ 2.531	9:51:42.970	14 -	2:04.187		10:12:14.539
6 -	2:06.777	+ 2.590	9:53:49.747	15 -	2:04.835	+ 0.648	10:14:19.374
7 -	2:07.339	+ 3.152	9:55:57.086	16 -	5:33.024 P	+ 3:28.837	10:19:52.398
8 -	2:05.416	+ 1.229	9:58:02.502	17 -	2:28.032	+ 23.845	10:22:20.430

Weather / Track : Sunny / Dry

Snetterton 300
Circuit Length = 2.9689 miles
Start: 09:40 End: 10:27

GT Trophy

QUALIFYING - RACE 2 - LAP ANALYSIS


9 -	3:36.849 P	+ 1:32.662	10:01:39.351	18 -	2:17.229	+ 13.042	10:24:37.659
81	BEIGHTON/FINNEMORE			500 Marcos Mantis - Team Tiger			
1 -	2:27.590	+ 32.914	9:42:43.302	6 -	6:30.965 P	+ 4:36.289	9:57:17.757
2 -	2:03.571	+ 8.895	9:44:46.873	7 -	2:18.189	+ 23.513	9:59:35.946
3 -	2:00.330	+ 5.654	9:46:47.203	8 -	1:58.970	+ 4.294	10:01:34.916
4 -	1:59.727	+ 5.051	9:48:46.930	9 -	1:55.459	+ 0.783	10:03:30.375
5 -	1:59.862	+ 5.186	9:50:46.792	10 -	1:54.676		10:05:25.051
88	PRICE/BARFF			500 Ferrari 458 - F.F Corse Ltd			
1 -	2:23.929	+ 32.299	9:42:31.503	12 -	1:57.021	+ 5.391	10:07:14.540
2 -	1:59.075	+ 7.445	9:44:30.578	13 -	1:56.813	+ 5.183	10:09:11.353
3 -	1:54.214	+ 2.584	9:46:24.792	14 -	1:57.270	+ 5.640	10:11:08.623
4 -	1:52.126	+ 0.496	9:48:16.918	15 -	1:57.540	+ 5.910	10:13:06.163
5 -	1:51.630		9:50:08.548	16 -	1:56.979	+ 5.349	10:15:03.142
6 -	4:31.832 P	+ 2:40.202	9:54:40.380	17 -	1:56.430	+ 4.800	10:16:59.572
7 -	2:26.773	+ 35.143	9:57:07.153	18 -	1:58.514	+ 6.884	10:18:58.086
8 -	2:10.507	+ 18.877	9:59:17.660	19 -	1:56.943	+ 5.313	10:20:55.029
9 -	2:02.057	+ 10.427	10:01:19.717	20 -	1:57.005	+ 5.375	10:22:52.034
10 -	1:59.883	+ 8.253	10:03:19.600	21 -	1:56.612	+ 4.982	10:24:48.646
11 -	1:57.919	+ 6.289	10:05:17.519	22 -	1:56.601	+ 4.971	10:26:45.247

Weather / Track : Sunny / Dry

Snetterton 300
Circuit Length = 2.9689 miles
Start: 09:40 End: 10:27

GT Trophy

RACE 2 - GRID

ROW 5	2:04.187 77 COX/COX	
ROW 4	2:02.476 38 ATKINS/ALLPASS	2:02.573 37 Barclay DOUGAL
ROW 3	1:55.767 10 McNEILLY/STANLEY	2:00.326 35 BENTLEY/MEDEIROS
ROW 2	1:54.676 81 BEIGHTON/FINNEMORE	1:55.372 9 BACK/BROADHURST
ROW 1	1:51.630 88 PRICE/BARFF	1:54.158 22 DHILLON/SCOTT
Pole		
		

Snetterton 300
Circuit Length = 2.9689 miles

These results are provisional until the conclusion of any judicial and technical matters.

Clerk of Course :		Timekeeper :
-------------------	--	--------------

GT Trophy

RACE 2 - CLASSIFICATION - PART 1

POS	NO	CL	NAME	ENTRY	LAPS	TIME	GAP	DIFF	MPH	BEST	ON
1	88	500	BARFF/PRICE	Ferrari 458	31	1:01:31.900			89.74	1:51.724	11
2	81	500	BEIGHTON/FINEMORE	Marcos Mantis	30	1:01:58.701	1 lap	1 lap	86.22	1:56.250	5
3	22	500	DHILLON/SCOTT	MTech Ferrari 430 GT3	30	1:02:17.099	1 lap	18.398	85.79	1:56.682	20
4	10	500	STANLEY/McNEILLY	Ferrari 430 GTC	30	1:02:41.280	1 lap	24.181	85.24	1:56.704	11
5	37	S	Barclay DOUGAL	BMW E46 GTR	29	1:02:22.478	2 laps	1 lap	82.82	2:02.386	27
6	38	GTC2	ALLPASS/ATKINS	Ginetta G50	29	1:02:22.837	2 laps	0.359	82.81	2:01.349	21
7	77	S	COX/COX	BMW M3 CSL	28	1:02:06.714	3 laps	1 lap	80.30	2:04.864	11
8	35	GTC2	BENTLEY/MEDEIROS	CTR Alfatune Porsche 996 GT3	28	1:03:00.841	3 laps	54.127	79.15	2:00.948	28

NOT CLASSIFIED

DNC	9	500	BACK/BROADHURST	Ferrari 430 GT3	23	1:01:59.430	8 laps	5 laps	66.09	1:59.058	22
-----	---	-----	-----------------	-----------------	----	-------------	--------	--------	-------	----------	----

FASTEST LAP

88	500	BARFF/PRICE	Ferrari 458	11	1:51.724	95.66 mph	153.95 kph
35	GTC2	BENTLEY/MEDEIROS	CTR Alfatune Porsche 996 GT3	28	2:00.948	88.36 mph	142.21 kph
37	S	Barclay DOUGAL	BMW E46 GTR	27	2:02.386	87.33 mph	140.54 kph

Weather / Track : Bright / Dry

These results are provisional until the conclusion of any judicial and technical matters.

Snetterton 300

Circuit Length = 2.9689 miles

Start: 12:47 End: 13:50

Clerk of Course :

Timekeeper :

GT Trophy

RACE 2 - LAP CHART

Lap 1			Lap 2			Lap 3			Lap 4			Lap 5		
No	Behind	Laptime	No	Behind	Laptime	No	Behind	Laptime	No	Behind	Laptime	No	Behind	Laptime
88		1:56.570	88		1:53.639	88		1:53.824	88		1:53.105	88		1:52.831
81	4.640	2:01.210	81	8.274	1:57.273	81	12.784	1:58.334	81	17.964	1:58.285	81	21.383	1:56.250
22	8.933	2:05.503	10	14.695	1:59.289	10	18.128	1:57.257	10	21.984	1:56.961	10	26.905	1:57.752
10	9.045	2:05.615	22	16.018	2:00.724	22	22.623	2:00.429	22	30.780	2:01.262	22	39.900	2:01.951
9	10.338	2:06.908	9	17.750	2:01.051	9	24.480	2:00.554	9	33.010	2:01.635	9	40.765	2:00.586
35	13.932	2:10.502	37	28.527	2:05.566	37	40.156	2:05.453	37	52.894	2:05.843	37	1:05.561	2:05.498
37	16.600	2:13.170	77	31.385	2:07.510	77	43.938	2:06.377	77	57.595	2:06.762	77	1:11.448	2:06.684
77	17.514	2:14.084	38	36.359	2:10.790	38	51.947	2:09.412	38	1:07.707	2:08.865	38	1:22.134	2:07.258
38	19.208	2:15.778	35	1:02.319	2:42.026	35	1:14.413	2:05.918	35	1:25.874	2:04.566	35	1:37.932	2:04.889

Weather / Track : Bright / Dry

Snetterton 300
Circuit Length = 2.9689 miles
Start: 12:47 End: 13:50

GT Trophy

RACE 2 - LAP CHART

Lap 6			Lap 7			Lap 8			Lap 9			Lap 10		
No	Behind	Laptime	No	Behind	Laptime	No	Behind	Laptime	No	Behind	Laptime	No	Behind	Laptime
88		1:52.384	88		1:52.378	88		1:52.430	88		1:53.038	88		1:53.115
81	26.359	1:57.360	81	31.530	1:57.549	35	1 LAP	2:05.175	38	1 LAP	2:08.608	37	1 LAP	2:05.597
10	32.012	1:57.491	10	37.212	1:57.578	81	37.064	1:57.964	35	1 LAP	2:04.089	77	1 LAP	2:06.290
22	48.767	2:01.251	22	57.325	2:00.936	10	42.398	1:57.616	81	42.394	1:58.368	38	1 LAP	2:07.124
9	49.798	2:01.417	9	58.602	2:01.182	22	1:06.270	2:01.375	10	46.815	1:57.455	35	1 LAP	2:04.059
37	1:18.947	2:05.770	37	1:32.252	2:05.683	9	1:07.555	2:01.383	22	1:14.608	2:01.376	81	47.579	1:58.300
77	1:24.862	2:05.798	77	1:38.674	2:06.190	37	1:43.956	2:04.134	9	1:16.111	2:01.594	10	51.227	1:57.527
38	1:37.226	2:07.476	38	1:52.158	2:07.310	77	1:52.088	2:05.844				22	1:22.744	2:01.251
35	1:49.827	2:04.279										9	1:24.374	2:01.378

Weather / Track : Bright / Dry

Snetterton 300
Circuit Length = 2.9689 miles
Start: 12:47 End: 13:50

GT Trophy

RACE 2 - LAP CHART

Lap 11			Lap 12			Lap 13			Lap 14			Lap 15		
No	Behind	Laptime	No	Behind	Laptime	No	Behind	Laptime	No	Behind	Laptime	No	Behind	Laptime
88		1:51.724	88		1:52.748	88		1:51.923	88		1:52.082	88		1:53.245
37	1 LAP	2:05.294	37	1 LAP	2:05.310	37	1 LAP	2:05.627	9	1 LAP	2:01.228	22	1 LAP	2:01.649
77	1 LAP	2:04.979	77	1 LAP	2:04.864	77	1 LAP	2:05.659	37	1 LAP	2:05.611	9	1 LAP	2:01.680
38	1 LAP	2:06.237	35	1 LAP	2:04.367	10	1:09.474	2:00.138	10	1:16.071	1:58.679	37	1 LAP	2:04.926
35	1 LAP	2:03.649	38	1 LAP	2:06.725	81	1:09.498	2:01.235	81	1:16.976	1:59.560	10	1:20.297	1:57.471
81	54.595	1:58.740	81	1:00.186	1:58.339	35	1 LAP	2:05.888	35	1 LAP	2:07.042	81	1:21.842	1:58.111
10	56.207	1:56.704	10	1:01.259	1:57.800	38	1 LAP	2:07.621	38	1 LAP	2:06.057	35	1 LAP	2:05.315
22	1:33.093	2:02.073	22	1:41.880	2:01.535	22	1:51.242	2:01.285				77	2 LAPS	4:42.336 P
9	1:34.340	2:01.690	9	1:43.338	2:01.746									

Weather / Track : Bright / Dry

Snetterton 300
Circuit Length = 2.9689 miles
Start: 12:47 End: 13:50

GT Trophy

RACE 2 - LAP CHART

Lap 16			Lap 17			Lap 18			Lap 19			Lap 20		
No	Behind	Laptime	No	Behind	Laptime	No	Behind	Laptime	No	Behind	Laptime	No	Behind	Laptime
88		1:52.620	88		1:52.693	88		1:52.423	88		1:53.177	88		1:53.052
22	1 LAP	2:01.544	77	3 LAPS	2:14.935	35	2 LAPS	2:05.565	38	3 LAPS	2:03.211	37	2 LAPS	2:06.628
9	1 LAP	2:01.205	9	1 LAP	2:01.441	77	3 LAPS	2:07.284	9	2 LAPS	3:57.949 P	10	2 LAPS	4:20.288 P
37	1 LAP	2:04.931	81	1 LAP	3:48.651 P	22	2 LAPS	4:13.265 P	77	3 LAPS	2:08.235	38	3 LAPS	2:01.982
10	1:24.949	1:57.272	10	1:29.566	1:57.310	81	1 LAP	2:07.692	22	2 LAPS	2:01.607	35	3 LAPS	4:22.964 P
38	2 LAPS	3:56.623 P	37	1 LAP	2:06.600	37	1 LAP	2:05.365	81	1 LAP	2:03.813	22	2 LAPS	1:57.074
35	1 LAP	2:05.419	38	2 LAPS	2:06.426							77	3 LAPS	2:07.305
												81	1 LAP	2:03.164
												10	1 LAP	2:07.541

Weather / Track : Bright / Dry

Snetterton 300
 Circuit Length = 2.9689 miles
 Start: 12:47 End: 13:50

GT Trophy

RACE 2 - LAP CHART

Lap 21			Lap 22			Lap 23			Lap 24			Lap 25		
No	Behind	Laptime	No	Behind	Laptime	No	Behind	Laptime	No	Behind	Laptime	No	Behind	Laptime
88		4:04.061 P	88		2:03.965	88		1:58.222	88		1:57.491	88		1:58.094
38	2 LAPS	2:03.545	9	3 LAPS	3:18.839 P	81	1 LAP	2:02.737	81	1 LAP	2:00.944	81	1 LAP	2:00.883
10	1 LAP	2:04.917	37	2 LAPS	2:09.294	37	2 LAPS	2:04.242	37	2 LAPS	2:04.244	37	2 LAPS	2:05.549
22	1 LAP	1:56.682	38	2 LAPS	2:01.913	38	2 LAPS	2:01.349	38	2 LAPS	2:01.522	38	2 LAPS	2:01.530
35	2 LAPS	2:03.997	10	1 LAP	2:03.012	10	1 LAP	2:01.728	10	1 LAP	2:01.858	10	1 LAP	2:02.060
77	2 LAPS	2:06.862	22	1 LAP	1:56.793	22	1 LAP	1:56.840	22	1 LAP	1:57.643	22	1 LAP	1:58.302
81	2:00.579	2:01.657	35	2 LAPS	2:04.250	77	2 LAPS	2:08.000	35	3 LAPS	3:58.782 P	35	3 LAPS	2:09.285
			77	2 LAPS	2:06.624				77	2 LAPS	2:06.657	77	2 LAPS	2:09.488

Weather / Track : Bright / Dry

Snetterton 300
 Circuit Length = 2.9689 miles
 Start: 12:47 End: 13:50

GT Trophy

RACE 2 - LAP CHART

Lap 26			Lap 27			Lap 28			Lap 29			Lap 30		
No	Behind	Laptime	No	Behind	Laptime	No	Behind	Laptime	No	Behind	Laptime	No	Behind	Laptime
88		1:56.795	88		1:57.632	88		1:57.926	88		1:57.975	88		1:58.918
81	1 LAP	2:02.139	81	1 LAP	2:01.868	77	3 LAPS	2:09.550	77	3 LAPS	2:10.044	81	1 LAP	2:02.271
37	2 LAPS	2:03.446	37	2 LAPS	2:02.945	9	8 LAPS	12:01.400 P	81	1 LAP	2:01.968	77	3 LAPS	2:07.547
38	2 LAPS	2:01.649	38	2 LAPS	2:02.310	81	1 LAP	2:02.963	9	8 LAPS	2:11.516	9	8 LAPS	1:59.058
10	1 LAP	2:01.565	10	1 LAP	2:02.329	37	2 LAPS	2:02.523	37	2 LAPS	2:02.386	22	1 LAP	1:59.959
22	1 LAP	1:58.836	22	1 LAP	1:58.871	38	2 LAPS	2:02.017	22	1 LAP	2:01.285	37	2 LAPS	2:03.341
35	3 LAPS	2:02.004	35	3 LAPS	2:02.424	22	1 LAP	1:58.888	38	2 LAPS	2:03.634	38	2 LAPS	2:02.411
77	2 LAPS	2:07.551				10	1 LAP	2:02.986	10	1 LAP	2:06.787	10	1 LAP	2:08.181
						35	3 LAPS	2:01.158	35	3 LAPS	2:01.147	35	3 LAPS	2:01.100

Weather / Track : Bright / Dry

Snetterton 300
Circuit Length = 2.9689 miles
Start: 12:47 End: 13:50

GT Trophy


RACE 2 - LAP CHART

Lap 31		
No	Behind	Laptime
88		2:01.820
81	1 LAP	1:59.287
9	8 LAPS	1:59.263
77	3 LAPS	2:06.717
22	1 LAP	1:59.806
37	2 LAPS	2:03.454
38	2 LAPS	2:02.027
10	1 LAP	2:08.113
35	3 LAPS	2:00.948

Weather / Track : Bright / Dry

Snetterton 300
Circuit Length = 2.9689 miles
Start: 12:47 End: 13:50

GT Trophy
RACE 4 - GRID

ROW 5	9 BACK/BROADHURST	
ROW 4	77 COX/COX	35 BENTLEY/MEDEIROS
ROW 3	37 Barclay DOUGAL	38 ALLPASS/ATKINS
ROW 2	22 DHILLON/SCOTT	10 STANLEY/McNEILLY
ROW 1	88 BARFF/PRICE	81 BEIGHTON/FINNEMORE
Pole		
		

Snetterton 300
Circuit Length = 2.9689 miles

These results are provisional until the conclusion of any judicial and technical matters.

Clerk of Course :		Timekeeper :
-------------------	--	--------------

GT Trophy

RACE 4 - CLASSIFICATION

POS	NO	CL	NAME	ENTRY	LAPS	TIME	GAP	DIFF	MPH	BEST	ON
1	88	500	BARFF/PRICE	Ferrari 458	60	1:00:33.932			176.47	1:52.534	28
2	10	500	STANLEY/McNEILLY	Ferrari 430 GTC	58	1:00:34.033	2 laps	2 laps	170.58	1:56.989	14
3	37	S	Barclay DOUGAL	BMW E46 GTR	57	1:00:37.670	3 laps	1 lap	167.47	2:03.129	13
4	81	500	BEIGHTON/FINEMORE	Marcos Mantis	56	57:37.058	4 laps	1 lap	173.13	1:57.170	13
5	35	GTC2	BENTLEY/MEDEIROS	CTR Alfatune Porsche 996 GT3	56	1:01:42.844	4 laps	6:06.553	161.64	2:00.493	12
6	77	S	COX/COX	BMW M3 CSL	55	1:02:13.763	5 laps	1 lap	157.44	2:04.274	11
7	9	500	BACK/BROADHURST	Ferrari 430 GT3	52	1:02:14.171	8 laps	3 laps	148.83	1:57.059	4

NOT CLASSIFIED

DNC	22	500	DHILLON/SCOTT	MTech Ferrari 430 GT3	30						
DNC	38	GTC2	ALLPASS/ATKINS	Ginetta G50	29	14:00.886			368.60		

FASTEST LAP

88	500	BARFF/PRICE	Ferrari 458	28	1:52.534	94.97 mph	152.84 kph
35	GTC2	BENTLEY/MEDEIROS	CTR Alfatune Porsche 996 GT3	12	2:00.493	88.70 mph	142.75 kph
37	S	Barclay DOUGAL	BMW E46 GTR	13	2:03.129	86.80 mph	139.69 kph

Weather / Track : Bright / Dry
 These results are provisional until the conclusion of any judicial and technical matters.

Snetterton 300
 Circuit Length = 2.9689 miles
 Start: 15:23 End: 16:25

Clerk of Course :	Timekeeper :
-------------------	--------------

GT Trophy

RACE 4 - LAP ANALYSIS

9 BACK/BROADHURST		500 Ferrari 430 GT3 - MTECH					
1 -	2:06.935	+ 9.876	15:25:08.501	16 -	1:57.928	+ 0.869	15:56:27.969
2 -	1:58.262	+ 1.203	15:27:06.763	17 -	4:00.190 P	+ 2:03.131	16:00:28.159
3 -	1:58.461	+ 1.402	15:29:05.224	18 -	2:15.702	+ 18.643	16:02:43.861
4 -	1:57.059		15:31:02.283	19 -	2:03.745	+ 6.686	16:04:47.606
5 -	1:57.596	+ 0.537	15:32:59.879	20 -	2:02.442	+ 5.383	16:06:50.048
6 -	2:59.507	+ 1:02.448	15:35:59.386	21 -	2:02.584	+ 5.525	16:08:52.632
7 -	2:48.929	+ 51.870	15:38:48.315	22 -	2:05.225	+ 8.166	16:10:57.857
8 -	1:57.834	+ 0.775	15:40:46.149	23 -	2:02.101	+ 5.042	16:12:59.958
9 -	1:57.556	+ 0.497	15:42:43.705	24 -	2:04.631	+ 7.572	16:15:04.589
10 -	1:57.732	+ 0.673	15:44:41.437	25 -	2:02.495	+ 5.436	16:17:07.084
11 -	1:58.002	+ 0.943	15:46:39.439	26 -	2:03.254	+ 6.195	16:19:10.338
12 -	1:57.089	+ 0.030	15:48:36.528	27 -	2:02.080	+ 5.021	16:21:12.418
13 -	1:57.611	+ 0.552	15:50:34.139	28 -	2:01.658	+ 4.599	16:23:14.076
14 -	1:57.916	+ 0.857	15:52:32.055	29 -	2:01.661	+ 4.602	16:25:15.737
15 -	1:57.986	+ 0.927	15:54:30.041				
10 STANLEY/McNEILLY		500 Ferrari 430 GTC - FF Corse					
1 -	2:06.756	+ 9.767	15:25:08.322	15 -	1:57.801	+ 0.812	15:57:09.103
2 -	2:02.483	+ 5.494	15:27:10.805	16 -	1:57.680	+ 0.691	15:59:06.783
3 -	2:01.321	+ 4.332	15:29:12.126	17 -	1:57.158	+ 0.169	16:01:03.941
4 -	2:01.796	+ 4.807	15:31:13.922	18 -	1:57.956	+ 0.967	16:03:01.897
5 -	2:02.794	+ 5.805	15:33:16.716	19 -	1:57.618	+ 0.629	16:04:59.515
6 -	2:44.890	+ 47.901	15:36:01.606	20 -	1:58.260	+ 1.271	16:06:57.775
7 -	2:47.813	+ 50.824	15:38:49.419	21 -	1:58.090	+ 1.101	16:08:55.865
8 -	2:01.571	+ 4.582	15:40:50.990	22 -	2:01.850	+ 4.861	16:10:57.715
9 -	2:03.606	+ 6.617	15:42:54.596	23 -	2:05.201	+ 8.212	16:13:02.916
10 -	4:12.355 P	+ 2:15.366	15:47:06.951	24 -	2:02.045	+ 5.056	16:15:04.961
11 -	2:11.217	+ 14.228	15:49:18.168	25 -	2:05.795	+ 8.806	16:17:10.756
12 -	1:58.579	+ 1.590	15:51:16.747	26 -	2:05.408	+ 8.419	16:19:16.164
13 -	1:57.566	+ 0.577	15:53:14.313	27 -	2:03.536	+ 6.547	16:21:19.700
14 -	1:56.989		15:55:11.302	28 -	2:15.899	+ 18.910	16:23:35.599
22 DHILLON/SCOTT		500 MTech Ferrari 430 GT3					
35 BENTLEY/MEDEIROS		GTC2 CTR Alfature Porsche 996 GT3					
1 -	2:08.122	+ 7.629	15:25:09.688	15 -	2:00.777	+ 0.284	15:54:58.774
2 -	2:01.650	+ 1.157	15:27:11.338	16 -	2:02.077	+ 1.584	15:57:00.851
3 -	2:01.522	+ 1.029	15:29:12.860	17 -	2:00.616	+ 0.123	15:59:01.467
4 -	2:01.690	+ 1.197	15:31:14.550	18 -	4:23.780 P	+ 2:23.287	16:03:25.247
5 -	2:02.613	+ 2.120	15:33:17.163	19 -	2:18.338	+ 17.845	16:05:43.585
6 -	2:45.129	+ 44.636	15:36:02.292	20 -	2:08.519	+ 8.026	16:07:52.104
7 -	2:48.076	+ 47.583	15:38:50.368	21 -	2:07.410	+ 6.917	16:09:59.514
8 -	2:01.152	+ 0.659	15:40:51.520	22 -	2:08.285	+ 7.792	16:12:07.799
9 -	2:01.331	+ 0.838	15:42:52.851	23 -	2:06.277	+ 5.784	16:14:14.076
10 -	2:00.537	+ 0.044	15:44:53.388	24 -	2:05.520	+ 5.027	16:16:19.596
11 -	2:01.625	+ 1.132	15:46:55.013	25 -	2:06.830	+ 6.337	16:18:26.426
12 -	2:00.493		15:48:55.506	26 -	2:06.242	+ 5.749	16:20:32.668
13 -	2:00.953	+ 0.460	15:50:56.459	27 -	2:05.193	+ 4.700	16:22:37.861
14 -	2:01.538	+ 1.045	15:52:57.997	28 -	2:06.549	+ 6.056	16:24:44.410
37 Barclay DOUGAL		S BMW E46 GTR - Ocius					
1 -	2:09.699	+ 6.570	15:25:11.265	15 -	2:03.745	+ 0.616	15:56:28.226
2 -	2:04.664	+ 1.535	15:27:15.929	16 -	2:03.725	+ 0.596	15:58:31.951
3 -	2:04.155	+ 1.026	15:29:20.084	17 -	2:03.683	+ 0.554	16:00:35.634
4 -	2:05.059	+ 1.930	15:31:25.143	18 -	2:06.086	+ 2.957	16:02:41.720
5 -	4:17.908 P	+ 2:14.779	15:35:43.051	19 -	2:03.153	+ 0.024	16:04:44.873
6 -	2:12.447	+ 9.318	15:37:55.498	20 -	2:03.396	+ 0.267	16:06:48.269
7 -	2:04.121	+ 0.992	15:39:59.619	21 -	2:03.279	+ 0.150	16:08:51.548
8 -	2:03.518	+ 0.389	15:42:03.137	22 -	2:04.265	+ 1.136	16:10:55.813
9 -	2:03.930	+ 0.801	15:44:07.067	23 -	2:03.767	+ 0.638	16:12:59.580

Weather / Track : Bright / Dry

Snetterton 300
Circuit Length = 2.9689 miles
Start: 15:23 End: 16:25

GT Trophy

RACE 4 - LAP ANALYSIS

10 -	2:03.708	+ 0.579	15:46:10.775	24 -	2:06.763	+ 3.634	16:15:06.343
11 -	2:03.610	+ 0.481	15:48:14.385	25 -	2:04.975	+ 1.846	16:17:11.318
12 -	2:03.307	+ 0.178	15:50:17.692	26 -	2:07.389	+ 4.260	16:19:18.707
13 -	2:03.129		15:52:20.821	27 -	2:11.090	+ 7.961	16:21:29.797
14 -	2:03.660	+ 0.531	15:54:24.481	28 -	2:09.439	+ 6.310	16:23:39.236
38	ALLPASS/ATKINS			GTC2 Ginetta G50 - Atkins Motorsport/Concept Management			
77	COX/COX			S BMW M3 CSL - Race Car Spares/MMC Motorsport			
1 -	2:13.551	+ 9.277	15:25:15.117	15 -	2:13.452	+ 9.178	15:58:00.869
2 -	2:07.105	+ 2.831	15:27:22.222	16 -	2:07.589	+ 3.315	16:00:08.458
3 -	2:06.491	+ 2.217	15:29:28.713	17 -	2:07.045	+ 2.771	16:02:15.503
4 -	2:06.152	+ 1.878	15:31:34.865	18 -	2:07.166	+ 2.892	16:04:22.669
5 -	2:07.435	+ 3.161	15:33:42.300	19 -	2:06.818	+ 2.544	16:06:29.487
6 -	2:21.258	+ 16.984	15:36:03.558	20 -	2:08.483	+ 4.209	16:08:37.970
7 -	2:48.245	+ 43.971	15:38:51.803	21 -	2:37.493	+ 33.219	16:11:15.463
8 -	2:05.657	+ 1.383	15:40:57.460	22 -	2:14.237	+ 9.963	16:13:29.700
9 -	2:04.940	+ 0.666	15:43:02.400	23 -	2:12.650	+ 8.376	16:15:42.350
10 -	2:04.930	+ 0.656	15:45:07.330	24 -	2:14.270	+ 9.996	16:17:56.620
11 -	2:04.274		15:47:11.604	25 -	2:13.888	+ 9.614	16:20:10.508
12 -	2:08.305	+ 4.031	15:49:19.909	26 -	2:12.752	+ 8.478	16:22:23.260
13 -	2:05.003	+ 0.729	15:51:24.912	27 -	2:52.069	+ 47.795	16:25:15.329
14 -	4:22.505 P	+ 2:18.231	15:55:47.417				
81	BEIGHTON/FINEMORE			500 Marcos Mantis - Team Tiger			
1 -	2:03.473	+ 6.303	15:25:05.039	14 -	1:57.184	+ 0.014	15:54:53.124
2 -	2:00.196	+ 3.026	15:27:05.235	15 -	1:57.518	+ 0.348	15:56:50.642
3 -	2:02.364	+ 5.194	15:29:07.599	16 -	1:59.375	+ 2.205	15:58:50.017
4 -	2:00.546	+ 3.376	15:31:08.145	17 -	1:58.822	+ 1.652	16:00:48.839
5 -	1:59.549	+ 2.379	15:33:07.694	18 -	1:58.656	+ 1.486	16:02:47.495
6 -	2:53.209	+ 56.039	15:36:00.903	19 -	1:59.692	+ 2.522	16:04:47.187
7 -	5:00.605 P	+ 3:03.435	15:41:01.508	20 -	1:58.328	+ 1.158	16:06:45.515
8 -	2:07.681	+ 10.511	15:43:09.189	21 -	1:58.316	+ 1.146	16:08:43.831
9 -	1:57.205	+ 0.035	15:45:06.394	22 -	2:00.063	+ 2.893	16:10:43.894
10 -	1:57.238	+ 0.068	15:47:03.632	23 -	1:58.757	+ 1.587	16:12:42.651
11 -	1:57.221	+ 0.051	15:49:00.853	24 -	1:57.643	+ 0.473	16:14:40.294
12 -	1:57.917	+ 0.747	15:50:58.770	25 -	1:58.712	+ 1.542	16:16:39.006
13 -	1:57.170		15:52:55.940	26 -	1:58.851	+ 1.681	16:18:37.857
88	BARFF/PRICE			500 Ferrari 458 - F.F Corse Ltd			
1 -	2:02.483	+ 9.949	15:25:04.049	16 -	1:54.828	+ 2.294	15:58:50.085
2 -	1:58.674	+ 6.140	15:27:02.723	17 -	1:53.793	+ 1.259	16:00:43.878
3 -	1:58.189	+ 5.655	15:29:00.912	18 -	1:55.233	+ 2.699	16:02:39.111
4 -	1:58.131	+ 5.597	15:30:59.043	19 -	1:53.772	+ 1.238	16:04:32.883
5 -	1:57.464	+ 4.930	15:32:56.507	20 -	1:55.671	+ 3.137	16:06:28.554
6 -	3:01.712	+ 1:09.178	15:35:58.219	21 -	1:53.744	+ 1.210	16:08:22.298
7 -	2:49.348	+ 56.814	15:38:47.567	22 -	1:53.968	+ 1.434	16:10:16.266
8 -	1:57.203	+ 4.669	15:40:44.770	23 -	1:54.408	+ 1.874	16:12:10.674
9 -	1:57.611	+ 5.077	15:42:42.381	24 -	1:54.438	+ 1.904	16:14:05.112
10 -	1:56.650	+ 4.116	15:44:39.031	25 -	1:54.047	+ 1.513	16:15:59.159
11 -	1:57.166	+ 4.632	15:46:36.197	26 -	1:54.578	+ 2.044	16:17:53.737
12 -	1:58.126	+ 5.592	15:48:34.323	27 -	1:53.082	+ 0.548	16:19:46.819
13 -	4:25.879 P	+ 2:33.345	15:53:00.202	28 -	1:52.534		16:21:39.353
14 -	2:00.273	+ 7.739	15:55:00.475	29 -	1:56.145	+ 3.611	16:23:35.498
15 -	1:54.782	+ 2.248	15:56:55.257				

Weather / Track : Bright / Dry

Snetterton 300
Circuit Length = 2.9689 miles
Start: 15:23 End: 16:25

Team Trophy

PRACTICE - CLASSIFICATION

POS	NO	CL	NAME	ENTRY	TIME	ON	LAPS	GAP	DIFF	MPH
1	21	C	BROAD/FINCHAM	Renault Clio 172 Cup	2:16.310	9	10			78.41
2	5	B	SURRIDGE/PENFOLD	MG ZR 190	2:18.557	5	11	2.247	2.247	77.13
3	93	B	COOK/HATTON	Ford Fiesta ST Super 1600 Cup Car	2:21.591	10	12	5.281	3.034	75.48
4	6	A	TAYLOR/GROSSE	BMW E36 M3	2:23.223	5	5	6.913	1.632	74.62
5	12	C	BARNARD/	BMW M3	2:24.023	7	7	7.713	0.800	74.21
6	46	D	Cliff JORDAN	Porsche 944 S2	2:24.873	10	10	8.563	0.850	73.77
7	4	D	HONEYBONE/BROWN	Renault Clio	2:24.961	7	10	8.651	0.088	73.73
8	23	C	WATERS/LEWIS	BMW Mini Cooper	2:24.988	6	6	8.678	0.027	73.71
9	37	A	MEENAN/O'MAHONY	Renault Clio	2:25.369	10	11	9.059	0.381	73.52
10	8	A	Richard HARDY	Ginetta G20	2:25.560	8	8	9.250	0.191	73.42
11	99	B	HARRISON/ZANDLER	BMW M3	2:29.769	8	9	13.459	4.209	71.36
12	86	D	BRIGHAM/CHAMBERS	Mazda MX5	2:30.103	6	10	13.793	0.334	71.20
13	69	D	HOLLOWAY/HOWES	VW Lupo GTI	2:30.885	8	9	14.575	0.782	70.83
14	78	D	EVANS/MCKEAN	BMW E36 325i Coupe	2:32.959	5	11	16.649	2.074	69.87
15	20	D	SHAW/SHAW	Porsche 924	2:34.690	5	7	18.380	1.731	69.09

Weather / Track : Sunny / Dry

These results are provisional until the conclusion of any judicial and technical matters.

Snetterton 300

Circuit Length = 2.9689 miles

Start: 10:40 End: 11:12

Clerk of Course :

Timekeeper :

Team Trophy

PRACTICE - LAP ANALYSIS

4	HONEYBONE/BROWN		D Renault Clio - Apple Car Centre				
1 -	2:42.231	+ 17.270	10:42:59.513	6 -	2:29.902	+ 4.941	10:58:31.121
2 -	2:29.672	+ 4.711	10:45:29.185	7 -	2:24.961		11:00:56.082
3 -	2:28.167	+ 3.206	10:47:57.352	8 -	2:25.056	+ 0.095	11:03:21.138
4 -	2:26.781	+ 1.820	10:50:24.133	9 -	2:26.379	+ 1.418	11:05:47.517
5 -	5:37.086 P	+ 3:12.125	10:56:01.219	10 -	2:25.950	+ 0.989	11:08:13.467
5	SURRIDGE/PENFOLD		B MG ZR 190 - CMC Motorsport				
1 -	2:48.713 P	+ 30.156	10:42:55.369	7 -	2:28.017	+ 9.460	10:58:19.415
2 -	2:25.337	+ 6.780	10:45:20.706	8 -	2:23.268	+ 4.711	11:00:42.683
3 -	2:19.593	+ 1.036	10:47:40.299	9 -	2:22.725	+ 4.168	11:03:05.408
4 -	2:18.711	+ 0.154	10:49:59.010	10 -	2:23.212	+ 4.655	11:05:28.620
5 -	2:18.557		10:52:17.567	11 -	2:22.029	+ 3.472	11:07:50.649
6 -	3:33.831 P	+ 1:15.274	10:55:51.398				
6	TAYLOR/GROSSE		A BMW E36 M3 - Shawn Taylor Racing				
1 -	2:43.886	+ 20.663	10:43:44.189	4 -	2:25.301	+ 2.078	10:51:03.001
2 -	2:28.487	+ 5.264	10:46:12.676	5 -	2:23.223		10:53:26.224
3 -	2:25.024	+ 1.801	10:48:37.700				
8	Richard HARDY		A Ginetta G20				
1 -	2:48.458	+ 22.898	10:43:15.158	5 -	2:26.629	+ 1.069	10:53:24.573
2 -	2:36.314	+ 10.754	10:45:51.472	6 -	2:30.275	+ 4.715	10:55:54.848
3 -	2:33.674	+ 8.114	10:48:25.146	7 -	2:27.094	+ 1.534	10:58:21.942
4 -	2:32.798	+ 7.238	10:50:57.944	8 -	2:25.560		11:00:47.502
12	BARNARD/		C BMW M3 - Lima Alpha Racing				
1 -	2:48.595	+ 24.572	10:43:10.860	5 -	2:28.040	+ 4.017	10:53:12.887
2 -	2:34.328	+ 10.305	10:45:45.188	6 -	2:25.535	+ 1.512	10:55:38.422
3 -	2:30.993	+ 6.970	10:48:16.181	7 -	2:24.023		10:58:02.445
4 -	2:28.666	+ 4.643	10:50:44.847				
20	SHAW/SHAW		D Porsche 924				
1 -	2:49.638	+ 14.948	10:43:10.087	5 -	2:34.690		10:53:38.346
2 -	2:38.105	+ 3.415	10:45:48.192	6 -	6:01.673 P	+ 3:26.983	10:59:40.019
3 -	2:36.326	+ 1.636	10:48:24.518	7 -	2:39.611	+ 4.921	11:02:19.630
4 -	2:39.138	+ 4.448	10:51:03.656				
21	BROAD/FINCHAM		C Renault Clio 172 Cup - 2 b Monkeys				
1 -	2:37.163	+ 20.853	10:45:53.375	6 -	2:25.499	+ 9.189	11:00:48.032
2 -	2:31.770	+ 15.460	10:48:25.145	7 -	2:30.730	+ 14.420	11:03:18.762
3 -	4:59.427 P	+ 2:43.117	10:53:24.572	8 -	2:23.134	+ 6.824	11:05:41.896
4 -	2:31.138	+ 14.828	10:55:55.710	9 -	2:16.310		11:07:58.206
5 -	2:26.823	+ 10.513	10:58:22.533	10 -	2:31.951	+ 15.641	11:10:30.157
23	WATERS/LEWIS		C BMW Mini Cooper - Immortal Sports Norwich				
1 -	2:47.030	+ 22.042	10:43:17.284	4 -	5:02.369 P	+ 2:37.381	10:53:28.690
2 -	2:38.196	+ 13.208	10:45:55.480	5 -	2:30.551	+ 5.563	10:55:59.241
3 -	2:30.841	+ 5.853	10:48:26.321	6 -	2:24.988		10:58:24.229
37	MEENAN/O'MAHONY		A Renault Clio - MOM Motorsport				
1 -	2:35.591	+ 10.222	10:45:47.106	7 -	2:29.819	+ 4.450	11:02:35.812
2 -	2:31.309	+ 5.940	10:48:18.415	8 -	2:27.796	+ 2.427	11:05:03.608
3 -	2:30.497	+ 5.128	10:50:48.912	9 -	2:26.915	+ 1.546	11:07:30.523
4 -	2:27.137	+ 1.768	10:53:16.049	10 -	2:25.369		11:09:55.892
5 -	4:02.202 P	+ 1:36.833	10:57:18.251	11 -	2:25.651	+ 0.282	11:12:21.543
6 -	2:47.742	+ 22.373	11:00:05.993				
46	Cliff JORDAN		D Porsche 944 S2 - Pink Express Racing				
1 -	2:32.274	+ 7.401	10:45:27.786	6 -	2:26.236	+ 1.363	11:00:59.814
2 -	2:29.565	+ 4.692	10:47:57.351	7 -	2:24.974	+ 0.101	11:03:24.788

Weather / Track : Sunny / Dry

Snetterton 300
Circuit Length = 2.9689 miles
Start: 10:40 End: 11:12

Team Trophy

PRACTICE - LAP ANALYSIS

3 -	2:31.295	+ 6.422	10:50:28.646	8 -	2:37.429	+ 12.556	11:06:02.217
4 -	5:32.574 P	+ 3:07.701	10:56:01.220	9 -	2:25.065	+ 0.192	11:08:27.282
5 -	2:32.358	+ 7.485	10:58:33.578	10 -	2:24.873		11:10:52.155
69	HOLLOWAY/HOWES		D VW Lupo GTI - Simply First Racing				
1 -	2:37.171	+ 6.286	10:45:55.500	6 -	2:36.212	+ 5.327	11:03:36.025
2 -	5:24.585	+ 2:53.700	10:51:20.085	7 -	2:31.269	+ 0.384	11:06:07.294
3 -	2:34.046	+ 3.161	10:53:54.131	8 -	2:30.885		11:08:38.179
4 -	2:34.164	+ 3.279	10:56:28.295	9 -	2:32.612	+ 1.727	11:11:10.791
5 -	4:31.518 P	+ 2:00.633	11:00:59.813				
78	EVANS/MCKEAN		D BMW E36 325i Coupe - Granny Turismo				
1 -	2:48.368	+ 15.409	10:43:02.548	7 -	2:53.906	+ 20.947	11:00:12.156
2 -	2:40.469	+ 7.510	10:45:43.017	8 -	2:41.702	+ 8.743	11:02:53.858
3 -	2:35.003	+ 2.044	10:48:18.020	9 -	2:39.343	+ 6.384	11:05:33.201
4 -	2:33.205	+ 0.246	10:50:51.225	10 -	2:35.862	+ 2.903	11:08:09.063
5 -	2:32.959		10:53:24.184	11 -	2:35.347	+ 2.388	11:10:44.410
6 -	3:54.066 P	+ 1:21.107	10:57:18.250				
86	BRIGHAM/CHAMBERS		D Mazda MX5 - D&S Motorsport 2				
1 -	2:35.766	+ 5.663	10:45:40.704	6 -	2:30.103		11:00:21.754
2 -	2:34.223	+ 4.120	10:48:14.927	7 -	2:30.835	+ 0.732	11:02:52.589
3 -	4:30.758 P	+ 2:00.655	10:52:45.685	8 -	3:52.021 P	+ 1:21.918	11:06:44.610
4 -	2:34.946	+ 4.843	10:55:20.631	9 -	2:39.242	+ 9.139	11:09:23.852
5 -	2:31.020	+ 0.917	10:57:51.651	10 -	2:33.268	+ 3.165	11:11:57.120
93	COOK/HATTON		B Ford Fiesta ST Super 1600 Cup Car - Big Skidz				
1 -	2:41.726	+ 20.135	10:42:50.655	7 -	2:29.373	+ 7.782	11:00:08.494
2 -	2:29.708	+ 8.117	10:45:20.363	8 -	2:34.050 P	+ 12.459	11:02:42.544
3 -	2:27.175	+ 5.584	10:47:47.538	9 -	2:24.892	+ 3.301	11:05:07.436
4 -	2:25.576	+ 3.985	10:50:13.114	10 -	2:21.591		11:07:29.027
5 -	2:23.832	+ 2.241	10:52:36.946	11 -	2:21.742	+ 0.151	11:09:50.769
6 -	5:02.175 P	+ 2:40.584	10:57:39.121	12 -	2:21.695	+ 0.104	11:12:12.464
99	HARRISON/ZANDLER		B BMW M3 - Team Targa				
1 -	2:37.213	+ 7.444	10:45:35.518	6 -	2:43.834	+ 14.065	11:00:29.580
2 -	2:33.479	+ 3.710	10:48:08.997	7 -	2:31.421	+ 1.652	11:03:01.001
3 -	2:31.944	+ 2.175	10:50:40.941	8 -	2:29.769		11:05:30.770
4 -	2:32.975	+ 3.206	10:53:13.916	9 -	4:53.709	+ 2:23.940	11:10:24.479
5 -	4:31.830 P	+ 2:02.061	10:57:45.746				

Weather / Track : Sunny / Dry

Snetterton 300
Circuit Length = 2.9689 miles
Start: 10:40 End: 11:12

Team Trophy

QUALIFYING - RACE 5 - CLASSIFICATION

POS	NO	CL	NAME	ENTRY	TIME	ON	LAPS	GAP	DIFF	MPH
1	5	B	SURRIDGE/PENFOLD	MG ZR 190	2:18.777	3	12			77.01
2	93	B	COOK/HATTON	Ford Fiesta ST Super 1600 Cup Car	2:20.641	11	11	1.864	1.864	75.99
3	6	A	TAYLOR/GROSSE	BMW E36 M3	2:20.802	4	8	2.025	0.161	75.90
4	21	C	BROAD/FINCHAM	Renault Clio 172 Cup	2:21.215	10	11	2.438	0.413	75.68
5	12	C	Simon BARNARD	BMW M3	2:23.199	9	13	4.422	1.984	74.63
6	46	D	Cliff JORDAN	Porsche 944 S2	2:23.527	11	12	4.750	0.328	74.46
7	37	C	MEENAN/O'MAHONY	Renault Clio	2:23.596	10	12	4.819	0.069	74.43
8	4	D	HONEYBONE/BROWN	Renault Clio	2:23.677	11	11	4.900	0.081	74.38
9	8	A	Richard HARDY	Ginetta G20	2:24.018	10	10	5.241	0.341	74.21
10	23	C	WATERS/LEWIS	BMW Mini Cooper	2:24.894	7	9	6.117	0.876	73.76
11	99	B	HARRISON/ZANDLER	BMW M3	2:25.298	6	8	6.521	0.404	73.55
12	69	D	HOLLOWAY/HOWES	VW Lupo GTI	2:29.236	6	11	10.459	3.938	71.61
13	86	D	BRIGHAM/CHAMBERS	Mazda MX5	2:29.840	6	12	11.063	0.604	71.32
14	78	D	EVANS/MCKEAN	BMW E36 325i Coupe	2:30.126	5	11	11.349	0.286	71.19

Weather / Track : Cloudy / Dry

These results are provisional until the conclusion of any judicial and technical matters.

Snetterton 300

Circuit Length = 2.9689 miles

Start: 14:00 End: 14:32

Clerk of Course :

Timekeeper :

Team Trophy

QUALIFYING - RACE 5 - LAP ANALYSIS

4	HONEYBONE/BROWN		D Renault Clio - Apple Car Centre				
1 -	2:32.865	+ 9.188	14:02:52.946	7 -	2:26.295	+ 2.618	14:20:23.457
2 -	2:26.948	+ 3.271	14:05:19.894	8 -	2:25.901	+ 2.224	14:22:49.358
3 -	2:24.370	+ 0.693	14:07:44.264	9 -	2:25.158	+ 1.481	14:25:14.516
4 -	2:25.959	+ 2.282	14:10:10.223	10 -	2:28.247	+ 4.570	14:27:42.763
5 -	5:15.443 P	+ 2:51.766	14:15:25.666	11 -	2:23.677		14:30:06.440
6 -	2:31.496	+ 7.819	14:17:57.162				
5	SURRIDGE/PENFOLD		B MG ZR 190 - CMC Motorsport				
1 -	2:52.580 P	+ 33.803	14:03:20.101	7 -	2:28.532	+ 9.755	14:19:03.207
2 -	2:41.658	+ 22.881	14:06:01.759	8 -	2:22.790	+ 4.013	14:21:25.997
3 -	2:18.777		14:08:20.536	9 -	2:22.852	+ 4.075	14:23:48.849
4 -	2:19.613	+ 0.836	14:10:40.149	10 -	2:22.129	+ 3.352	14:26:10.978
5 -	2:19.632	+ 0.855	14:12:59.781	11 -	2:21.825	+ 3.048	14:28:32.803
6 -	3:34.894 P	+ 1:16.117	14:16:34.675	12 -	2:22.065	+ 3.288	14:30:54.868
6	TAYLOR/GROSSE		A BMW E36 M3 - Shawn Taylor Racing				
1 -	2:39.850	+ 19.048	14:03:11.026	5 -	4:31.751 P	+ 2:10.949	14:14:49.190
2 -	2:23.276	+ 2.474	14:05:34.302	6 -	2:38.990	+ 18.188	14:17:28.180
3 -	2:22.335	+ 1.533	14:07:56.637	7 -	2:24.791	+ 3.989	14:19:52.971
4 -	2:20.802		14:10:17.439	8 -	2:34.317	+ 13.515	14:22:27.288
8	Richard HARDY		A Ginetta G20				
1 -	2:39.238	+ 15.220	14:03:05.576	6 -	2:27.232	+ 3.214	14:17:00.947
2 -	2:28.168	+ 4.150	14:05:33.744	7 -	2:26.420	+ 2.402	14:19:27.367
3 -	3:53.922 P	+ 1:29.904	14:09:27.666	8 -	2:26.625	+ 2.607	14:21:53.992
4 -	2:35.696	+ 11.678	14:12:03.362	9 -	2:27.337	+ 3.319	14:24:21.329
5 -	2:30.353	+ 6.335	14:14:33.715	10 -	2:24.018		14:26:45.347
12	Simon BARNARD		C BMW M3 - Lima Alpha Racing				
1 -	2:40.455	+ 17.256	14:02:48.230	8 -	2:23.444	+ 0.245	14:19:49.779
2 -	2:32.277	+ 9.078	14:05:20.507	9 -	2:23.199		14:22:12.978
3 -	2:28.271	+ 5.072	14:07:48.778	10 -	2:23.736	+ 0.537	14:24:36.714
4 -	2:25.050	+ 1.851	14:10:13.828	11 -	2:23.313	+ 0.114	14:27:00.027
5 -	2:24.427	+ 1.228	14:12:38.255	12 -	2:24.889	+ 1.690	14:29:24.916
6 -	2:23.322	+ 0.123	14:15:01.577	13 -	2:23.354	+ 0.155	14:31:48.270
7 -	2:24.758	+ 1.559	14:17:26.335				
21	BROAD/FINCHAM		C Renault Clio 172 Cup - 2 b Monkeys				
1 -	2:42.477	+ 21.262	14:03:15.582	7 -	2:21.698	+ 0.483	14:20:37.344
2 -	2:31.529	+ 10.314	14:05:47.111	8 -	2:22.444	+ 1.229	14:22:59.788
3 -	2:31.869	+ 10.654	14:08:18.980	9 -	2:23.143	+ 1.928	14:25:22.931
4 -	2:29.403	+ 8.188	14:10:48.383	10 -	2:21.215		14:27:44.146
5 -	4:59.865 P	+ 2:38.650	14:15:48.248	11 -	2:22.295	+ 1.080	14:30:06.441
6 -	2:27.398	+ 6.183	14:18:15.646				
23	WATERS/LEWIS		C BMW Mini Cooper - Immortal Sports Norwich				
1 -	2:32.596	+ 7.702	14:02:54.796	6 -	2:28.669	+ 3.775	14:16:53.259
2 -	2:37.328	+ 12.434	14:05:32.124	7 -	2:24.894		14:19:18.153
3 -	2:26.431	+ 1.537	14:07:58.555	8 -	2:26.920	+ 2.026	14:21:45.073
4 -	2:25.055	+ 0.161	14:10:23.610	9 -	2:25.355	+ 0.461	14:24:10.428
5 -	4:00.980 P	+ 1:36.086	14:14:24.590				
37	MEENAN/O'MAHONY		C Renault Clio - MOM Motorsport				
1 -	2:30.847	+ 7.251	14:02:36.935	7 -	2:31.697	+ 8.101	14:18:31.330
2 -	2:27.183	+ 3.587	14:05:04.118	8 -	2:24.653	+ 1.057	14:20:55.983
3 -	2:24.326	+ 0.730	14:07:28.444	9 -	2:25.213	+ 1.617	14:23:21.196
4 -	2:24.529	+ 0.933	14:09:52.973	10 -	2:23.596		14:25:44.792
5 -	2:24.267	+ 0.671	14:12:17.240	11 -	2:26.509	+ 2.913	14:28:11.301
6 -	3:42.393 P	+ 1:18.797	14:15:59.633	12 -	2:26.163	+ 2.567	14:30:37.464

Weather / Track : Cloudy / Dry

Snetterton 300
Circuit Length = 2.9689 miles
Start: 14:00 End: 14:32

Team Trophy

QUALIFYING - RACE 5 - LAP ANALYSIS


46	Cliff JORDAN		D Porsche 944 S2 - Pink Express Racing				
1 -	2:41.116	+ 17.589	14:03:16.746	7 -	2:24.546	+ 1.019	14:18:15.255
2 -	2:47.809 P	+ 24.282	14:06:04.555	8 -	2:24.810	+ 1.283	14:20:40.065
3 -	2:29.236	+ 5.709	14:08:33.791	9 -	2:26.277	+ 2.750	14:23:06.342
4 -	2:25.404	+ 1.877	14:10:59.195	10 -	2:28.455	+ 4.928	14:25:34.797
5 -	2:26.432	+ 2.905	14:13:25.627	11 -	2:23.527		14:27:58.324
6 -	2:25.082	+ 1.555	14:15:50.709	12 -	2:24.372	+ 0.845	14:30:22.696
69	HOLLOWAY/HOWES		D VW Lupo GTI - Simply First Racing				
1 -	2:32.199	+ 2.963	14:05:44.914	7 -	2:29.313	+ 0.077	14:22:19.210
2 -	2:33.028	+ 3.792	14:08:17.942	8 -	2:30.700	+ 1.464	14:24:49.910
3 -	3:51.698 P	+ 1:22.462	14:12:09.640	9 -	2:29.421	+ 0.185	14:27:19.331
4 -	2:40.973	+ 11.737	14:14:50.613	10 -	2:29.651	+ 0.415	14:29:48.982
5 -	2:30.048	+ 0.812	14:17:20.661	11 -	2:29.714	+ 0.478	14:32:18.696
6 -	2:29.236		14:19:49.897				
78	EVANS/MCKEAN		D BMW E36 325i Coupe - Granny Turismo				
1 -	2:39.726	+ 9.600	14:02:54.553	7 -	2:40.303	+ 10.177	14:19:57.854
2 -	2:31.194	+ 1.068	14:05:25.747	8 -	2:37.261	+ 7.135	14:22:35.115
3 -	2:30.393	+ 0.267	14:07:56.140	9 -	2:34.498	+ 4.372	14:25:09.613
4 -	2:31.699	+ 1.573	14:10:27.839	10 -	2:32.810	+ 2.684	14:27:42.423
5 -	2:30.126		14:12:57.965	11 -	2:31.101	+ 0.975	14:30:13.524
6 -	4:19.586 P	+ 1:49.460	14:17:17.551				
86	BRIGHAM/CHAMBERS		D Mazda MX5 - D&S Motorsport 2				
1 -	2:39.663	+ 9.823	14:02:53.280	7 -	3:46.319 P	+ 1:16.479	14:19:18.398
2 -	2:33.074	+ 3.234	14:05:26.354	8 -	2:36.339	+ 6.499	14:21:54.737
3 -	2:33.122	+ 3.282	14:07:59.476	9 -	2:31.416	+ 1.576	14:24:26.153
4 -	2:31.739	+ 1.899	14:10:31.215	10 -	2:31.144	+ 1.304	14:26:57.297
5 -	2:31.024	+ 1.184	14:13:02.239	11 -	2:30.229	+ 0.389	14:29:27.526
6 -	2:29.840		14:15:32.079	12 -	2:30.561	+ 0.721	14:31:58.087
93	COOK/HATTON		B Ford Fiesta ST Super 1600 Cup Car - Big Skidz				
1 -	2:33.363	+ 12.722	14:02:44.467	7 -	4:08.202 P	+ 1:47.561	14:18:43.403
2 -	2:22.585	+ 1.944	14:05:07.052	8 -	2:25.868	+ 5.227	14:21:09.271
3 -	2:20.936	+ 0.295	14:07:27.988	9 -	2:20.644	+ 0.003	14:23:29.915
4 -	2:21.508	+ 0.867	14:09:49.496	10 -	2:20.720	+ 0.079	14:25:50.635
5 -	2:21.956	+ 1.315	14:12:11.452	11 -	2:20.641		14:28:11.276
6 -	2:23.749	+ 3.108	14:14:35.201				
99	HARRISON/ZANDLER		B BMW M3 - Team Targa				
1 -	2:26.274	+ 0.976	14:05:13.944	5 -	2:31.565	+ 6.267	14:17:03.319
2 -	2:26.701	+ 1.403	14:07:40.645	6 -	2:25.298		14:19:28.617
3 -	2:27.604	+ 2.306	14:10:08.249	7 -	2:26.537	+ 1.239	14:21:55.154
4 -	4:23.505 P	+ 1:58.207	14:14:31.754	8 -	2:25.773	+ 0.475	14:24:20.927

Weather / Track : Cloudy / Dry

Snetterton 300
Circuit Length = 2.9689 miles
Start: 14:00 End: 14:32

Team Trophy

RACE 5 - GRID

ROW 7	2:29.840 86 BRIGHAM/CHAMBERS	2:30.126 78 EVANS/MCKEAN
ROW 6	2:25.298 99 HARRISON/ZANDLER	2:29.236 69 HOLLOWAY/HOWES transponder not working rectify for race
ROW 5	2:24.018 8 Richard HARDY	2:24.894 23 WATERS/LEWIS
ROW 4	2:23.596 37 MEENAN/O'MAHONY	2:23.677 4 HONEYBONE/BROWN
ROW 3	2:23.199 12 Simon BARNARD	2:23.527 46 Cliff JORDAN
ROW 2	2:20.802 6 TAYLOR/GROSSE	2:21.215 21 BROAD/FINCHAM
ROW 1	2:18.777 5 SURRIDGE/PENFOLD	2:20.641 93 COOK/HATTON
Pole		
		

Snetterton 300
Circuit Length = 2.9689 miles

These results are provisional until the conclusion of any judicial and technical matters.

Clerk of Course :		Timekeeper :

Team Trophy

RACE 5 - CLASSIFICATION

POS	NO	CL	NAME	ENTRY	LAPS	TIME	GAP	DIFF	MPH	BEST	ON
1	5	B	SURRIDGE/PENFOLD	MG ZR 190	18	45:25.693			70.58	2:17.759	5
2	93	B	COOK/HATTON	Ford Fiesta ST Super 1600 Cup Car	18	46:12.115	46.422	46.422	69.40	2:19.623	2
3	37	C	MEENAN/O'MAHONY	Renault Clio	18	46:29.074	1:03.381	16.959	68.97	2:23.368	14
4	21	C	BROAD/FINCHAM	Renault Clio 172 Cup	18	46:41.953	1:16.260	12.879	68.66	2:21.553	18
5	4	D	HONEYBONE/BROWN	Renault Clio	18	46:48.676	1:22.983	6.723	68.49	2:23.554	15
6	99	B	HARRISON/ZANDLER	BMW M3	18	46:59.904	1:34.211	11.228	68.22	2:22.655	17
7	23	C	WATERS/LEWIS	BMW Mini Cooper	18	47:03.474	1:37.781	3.570	68.13	2:24.397	13
8	78	D	EVANS/MCKEAN	BMW E36 325i Coupe	17	45:38.457	1 lap	1 lap	66.35	2:27.684	4

NOT CLASSIFIED

<i>DNC</i>	86	D	BRIGHAM/CHAMBERS	Mazda MX5	12	32:58.418	6 laps	5 laps	64.82	2:28.477	9
<i>DNC</i>	69	D	HOLLOWAY/HOWES	VW Lupo GTI	9	25:33.047	9 laps	3 laps	62.74	2:28.736	9
<i>DNC</i>	12	C	Simon BARNARD	BMW M3	5	12:19.615	13 laps	4 laps	72.25	2:23.320	5
<i>DNC</i>	6	A	TAYLOR/GROSSE	BMW E36 M3	5	12:24.337	13 laps	4.722	71.79	2:22.441	4
<i>DNC</i>	46	D	Cliff JORDAN	Porsche 944 S2	2	5:09.265	16 laps	3 laps	69.11	2:26.810	2
<i>DNC</i>	8	A	Richard HARDY	Ginetta G20	2	5:10.876	16 laps	1.611	68.76	2:27.338	2

FASTEST LAP

5	B	SURRIDGE/PENFOLD	MG ZR 190	5	2:17.759	77.58 mph	124.86 kph
21	C	BROAD/FINCHAM	Renault Clio 172 Cup	18	2:21.553	75.50 mph	121.51 kph
6	A	TAYLOR/GROSSE	BMW E36 M3	4	2:22.441	75.03 mph	120.75 kph
4	D	HONEYBONE/BROWN	Renault Clio	15	2:23.554	74.45 mph	119.82 kph

Weather / Track : Bright / Dry

These results are provisional until the conclusion of any judicial and technical matters.

Snetterton 300

Circuit Length = 2.9689 miles

Start: 16:33 End: 17:20

Clerk of Course :	Timekeeper :
-------------------	--------------

Team Trophy

RACE 5 - LAP CHART

Lap 1			Lap 2			Lap 3			Lap 4			Lap 5		
No	Behind	Laptime	No	Behind	Laptime	No	Behind	Laptime	No	Behind	Laptime	No	Behind	Laptime
5		2:28.289	5		2:18.685	5		2:18.584	5		2:18.383	5		2:17.759
93	0.438	2:28.727	93	1.376	2:19.623	93	4.023	2:21.231	93	7.322	2:21.682	93	11.851	2:22.288
37	8.316	2:36.605	37	14.749	2:25.118	37	21.446	2:25.281	37	27.701	2:24.638	37	33.569	2:23.627
21	11.375	2:39.664	12	20.316	2:27.229	12	25.583	2:23.851	12	32.354	2:25.154	12	37.915	2:23.320
12	11.772	2:40.061	4	20.809	2:27.371	99	28.643	2:25.850	99	36.360	2:26.100	99	42.289	2:23.688
4	12.123	2:40.412	99	21.377	2:25.041	4	29.004	2:26.779	4	37.047	2:26.426	6	42.637	2:23.014
46	14.166	2:42.455	46	22.291	2:26.810	21	33.112	2:27.974	6	37.382	2:22.441	4	43.477	2:24.189
99	15.021	2:43.310	21	23.722	2:31.032	6	33.324	2:25.824	21	42.866	2:28.137	21	52.322	2:27.215
8	15.249	2:43.538	8	23.902	2:27.338	23	38.947	2:27.468	23	44.985	2:24.421	23	53.303	2:26.077
69	18.070	2:46.359	6	26.084	2:26.099	78	39.738	2:28.550	78	49.039	2:27.684	78	59.221	2:27.941
86	18.350	2:46.639	78	29.772	2:28.826	69	41.915	2:28.986	69	52.526	2:28.994	86	1:04.517	2:29.344
6	18.670	2:46.959	23	30.063	2:26.634	86	42.371	2:30.542	86	52.932	2:28.944	69	1:04.524	2:29.757
78	19.631	2:47.920	86	30.413	2:30.748									
23	22.114	2:50.403	69	31.513	2:32.128									

Weather / Track : Bright / Dry

Snetterton 300
 Circuit Length = 2.9689 miles
 Start: 16:33 End: 17:20

Team Trophy

RACE 5 - LAP CHART

Lap 6			Lap 7			Lap 8			Lap 9			Lap 10		
No	Behind	Laptime	No	Behind	Laptime	No	Behind	Laptime	No	Behind	Laptime	No	Behind	Laptime
5		2:18.090	5		2:22.313	5		2:21.554	5		2:19.478	5		2:18.767
93	16.758	2:22.997	93	20.055	2:25.610	93	22.253	2:23.752	93	25.501	2:22.726	37	1 LAP	5:10.658 P
37	39.596	2:24.117	37	42.278	2:24.995	37	45.891	2:25.167	23	1:27.058	2:25.140	4	1 LAP	5:14.051 P
4	54.418	2:29.031	4	58.139	2:26.034	4	1:02.429	2:25.844	86	1:46.126	2:28.477	21	1 LAP	5:13.439 P
99	1:00.170	2:35.971	99	1:07.512	2:29.655	99	1:16.305	2:30.347	69	1:46.705	2:28.736	99	1 LAP	5:18.445 P
21	1:06.399	2:32.167	21	1:13.559	2:29.473	21	1:20.445	2:28.440				78	1 LAP	5:17.852 P
78	1:12.051	2:30.920	23	1:18.429	2:26.434	23	1:21.396	2:24.521				93	3:11.683	5:04.949 P
23	1:14.308	2:39.095	78	1:18.478	2:28.740	78	1:25.730	2:28.806				37	3:49.268	2:30.964
69	1:19.224	2:32.790	86	1:28.670	2:31.456	86	1:37.127	2:30.011						
86	1:19.527	2:33.100	69	1:29.424	2:32.513	69	1:37.447	2:29.577						

Weather / Track : Bright / Dry

Snetterton 300
 Circuit Length = 2.9689 miles
 Start: 16:33 End: 17:20

Team Trophy

RACE 5 - LAP CHART

Lap 11			Lap 12			Lap 13			Lap 14			Lap 15		
No	Behind	Laptime	No	Behind	Laptime	No	Behind	Laptime	No	Behind	Laptime	No	Behind	Laptime
5		4:07.177 P	5		2:28.878	5		2:22.496	5		2:22.013	5		3:35.581 P
4	1 LAP	2:31.241	23	1 LAP	2:29.436	4	1 LAP	2:25.306	4	1 LAP	2:25.528	93	26.516	2:25.383
23	1 LAP	5:04.978 P	21	1 LAP	2:23.084	23	1 LAP	2:24.508	21	1 LAP	2:22.234	37	58.307	2:24.037
21	1 LAP	2:26.934	99	1 LAP	2:24.134	21	1 LAP	2:21.633	23	1 LAP	2:24.397	4	1:18.151	2:23.554
99	1 LAP	2:31.223	86	1 LAP	2:36.244	99	1 LAP	2:23.143	99	1 LAP	2:25.068	21	1:18.623	2:23.345
86	1 LAP	5:01.121 P	78	1 LAP	2:32.927	86	1 LAP	2:31.792	78	1 LAP	2:32.432	23	1:26.860	2:26.729
78	1 LAP	2:37.261	93	1:19.923	2:19.673	78	1 LAP	2:30.607	93	1:36.714	2:40.338 P	99	1:32.825	2:23.201
93	1:29.128	2:24.622	37	2:06.089	2:25.604	93	1:18.389	2:20.962	37	2:09.851	2:23.368	78	2:21.740	2:28.982
37	2:09.363	2:27.272				37	2:08.496	2:24.903	4	2:30.178	2:24.267			
4	2:28.464	2:26.165							21	2:30.859	2:21.899			
									23	2:35.712	2:24.666			
									99	2:45.205	2:25.696			
									78	3:28.339	2:30.339			

Weather / Track : Bright / Dry

Snetterton 300
 Circuit Length = 2.9689 miles
 Start: 16:33 End: 17:20

Team Trophy

RACE 5 - LAP CHART

Lap 16			Lap 17			Lap 18		
No	Behind	Laptime	No	Behind	Laptime	No	Behind	Laptime
5		2:23.237	5		2:22.498	5		2:21.911
93	44.382	2:41.103 P	78	1 LAP	2:29.615	78	1 LAP	2:29.055
37	59.128	2:24.058	93	46.385	2:24.501	93	46.422	2:21.948
21	1:17.341	2:21.955	37	1:00.627	2:23.997	37	1:03.381	2:24.665
4	1:18.476	2:23.562	21	1:16.618	2:21.775	21	1:16.260	2:21.553
23	1:29.316	2:25.693	4	1:19.698	2:23.720	4	1:22.983	2:25.196
99	1:32.578	2:22.990	99	1:32.735	2:22.655	99	1:34.211	2:23.387
			23	1:34.121	2:27.303	23	1:37.781	2:25.571

Weather / Track : Bright / Dry

Snetterton 300
Circuit Length = 2.9689 miles
Start: 16:33 End: 17:20