



# TOP HAT RACE DAY

**Snetterton 300 Circuit**

**23rd April 2011**



**Results Provided by Timing Solutions Ltd**  
[www.tsl-timing.com](http://www.tsl-timing.com)

**Pre 66 Touring Cars - V8s and Europeans**  
**RACE 1 QUALIFICATION - CLASSIFICATION**

POS	NO	CL	NAME	ENTRY	TIME	ON	LAPS	GAP	DIFF	MPH
1	28	THA	<b>Roy STEPHENSON</b>	Ford Mustang	<b>2:24.216</b>	3	4			74.11
2	86	THA	<b>Mike DOWD</b>	Ford Mustang	<b>2:24.219</b>	8	10	<b>0.003</b>	0.003	74.11
3	6	THHS	<b>Henry MANN</b>	Ford Lotus Cortina Mk 1	<b>2:25.063</b>	8	8	<b>0.847</b>	0.844	73.67
4	67	THD	<b>Christian DEVEREUX</b>	Austin Mini Cooper S	<b>2:26.314</b>	4	8	<b>2.098</b>	1.251	73.04
5	82	THHS	<b>POCHCIOL / WRIGLEY</b>	Ford Lotus Cortina Mk 1	<b>2:27.556</b>	4	9	<b>3.340</b>	1.242	72.43
6	35	THA	<b>CLAYSON / GIORDANELLI</b>	Ford Falcon Sprint	<b>2:28.180</b>	4	9	<b>3.964</b>	0.624	72.12
7	76	THD	<b>Nick SWIFT</b>	Morris Mini Cooper S	<b>2:28.305</b>	7	10	<b>4.089</b>	0.125	72.06
8	47	THA	<b>SCRAGG / BUSSELL</b>	Jaguar Mk II	<b>2:29.223</b>	9	9	<b>5.007</b>	0.918	71.62
9	77	THHS	<b>Nick NAISMITH</b>	Ford Lotus Cortina	<b>2:29.632</b>	9	10	<b>5.416</b>	0.409	71.42
10	72	THD	<b>Andy HARRISON</b>	Austin Mini Cooper S	<b>2:30.832</b>	10	10	<b>6.616</b>	1.200	70.86
11	57	THD	<b>William WARD</b>	Austin Mini Cooper S	<b>2:33.524</b>	8	8	<b>9.308</b>	2.692	69.61
12	92	THD	<b>Stephen JONES</b>	Morris Mini Cooper S	<b>2:34.067</b>	9	9	<b>9.851</b>	0.543	69.37
13	98	THA	<b>Andrew WENMAN</b>	Ford Mustang GT350	<b>2:35.593</b>	2	4	<b>11.377</b>	1.526	68.69
14	50	THD	<b>TARRY / YOULES</b>	Morris Cooper S	<b>2:40.052</b>	2	2	<b>15.836</b>	4.459	66.77
15	99	THE	<b>Mike DOWSETT</b>	Hillman Rallye Imp	<b>2:47.696</b>	6	9	<b>23.480</b>	7.644	63.73
16	26	THD	<b>Ron MAYDON</b>	Austin Mini Cooper S		0	1			

**Weather / Track : Sunny / Dry**  
**These results are provisional until the conclusion of any judicial and technical matters.**

Snetterton 300  
 Circuit Length = 2.9689 miles  
 Start: 09:00 End: 09:28

Clerk of Course :		Timekeeper :
-------------------	--	--------------

**Pre 66 Touring Cars - V8s and Europeans**  
**RACE 1 QUALIFICATION - LAP ANALYSIS**

<b>6</b>	<b>Henry MANN</b>		THHS Ford Lotus Cortina Mk 1				
1 -	2:41.031	+ 15.968	9:03:25.968	5 -	2:25.969	+ 0.906	9:13:17.054
2 -	2:29.078	+ 4.015	9:05:55.046	6 -	2:26.093	+ 1.030	9:15:43.147
3 -	2:27.726	+ 2.663	9:08:22.772	7 -	2:26.447	+ 1.384	9:18:09.594
4 -	2:28.313	+ 3.250	9:10:51.085	8 -	<b>2:25.063</b>		<b>9:20:34.657</b>
<b>26</b>	<b>Ron MAYDON</b>		THD Austin Mini Cooper S				
1 -	2:49.979	3 - 3:58:04.797	9:03:05.593				
<b>28</b>	<b>Roy STEPHENSON</b>		THA Ford Mustang				
1 -	2:41.673	+ 17.457	9:03:19.091	3 -	<b>2:24.216</b>		<b>9:08:12.725</b>
2 -	2:29.418	+ 5.202	9:05:48.509	4 -	2:26.252	+ 2.036	9:10:38.977
<b>35</b>	<b>CLAYSON / GIORDANELLI</b>		THA Ford Falcon Sprint				
1 -	2:42.331	+ 14.151	9:02:58.832	6 -	2:44.781	+ 16.601	9:17:48.978
2 -	2:29.837	+ 1.657	9:05:28.669	7 -	2:41.336	+ 13.156	9:20:30.314
3 -	2:28.362	+ 0.182	9:07:57.031	8 -	2:31.292	+ 3.112	9:23:01.606
4 -	<b>2:28.180</b>		<b>9:10:25.211</b>	9 -	2:29.534	+ 1.354	9:25:31.140
5 -	4:38.986 P	+ 2:10.806	9:15:04.197				
<b>47</b>	<b>SCRAGG / BUSSELL</b>		THA Jaguar Mk II				
1 -	2:48.965	+ 19.742	9:03:31.372	6 -	2:38.314	+ 9.091	9:18:46.086
2 -	2:36.492	+ 7.269	9:06:07.864	7 -	2:30.496	+ 1.273	9:21:16.582
3 -	2:34.706	+ 5.483	9:08:42.570	8 -	2:30.224	+ 1.001	9:23:46.806
4 -	2:32.904	+ 3.681	9:11:15.474	9 -	<b>2:29.223</b>		<b>9:26:16.029</b>
5 -	4:52.298 P	+ 2:23.075	9:16:07.772				
<b>50</b>	<b>TARRY / YOULES</b>		THD Morris Cooper S				
1 -	2:57.953	+ 17.901	9:03:09.396	2 -	<b>2:40.052</b>		<b>9:05:49.448</b>
<b>57</b>	<b>William WARD</b>		THD Austin Mini Cooper S				
1 -	2:50.398	+ 16.874	9:03:04.363	5 -	2:34.335	+ 0.811	9:13:25.721
2 -	2:35.328	+ 1.804	9:05:39.691	6 -	2:34.147	+ 0.623	9:15:59.868
3 -	2:36.504	+ 2.980	9:08:16.195	7 -	2:33.956	+ 0.432	9:18:33.824
4 -	2:35.191	+ 1.667	9:10:51.386	8 -	<b>2:33.524</b>		<b>9:21:07.348</b>
<b>67</b>	<b>Christian DEVEREUX</b>		THD Austin Mini Cooper S				
1 -	2:39.454	+ 13.140	9:02:49.634	5 -	2:27.225	+ 0.911	9:12:38.752
2 -	2:28.732	+ 2.418	9:05:18.366	6 -	2:26.505	+ 0.191	9:15:05.257
3 -	2:26.847	+ 0.533	9:07:45.213	7 -	2:50.117	+ 23.803	9:17:55.374
4 -	<b>2:26.314</b>		<b>9:10:11.527</b>	8 -	2:26.516	+ 0.202	9:20:21.890
<b>72</b>	<b>Andy HARRISON</b>		THD Austin Mini Cooper S				
1 -	2:57.448	+ 26.616	9:03:41.561	6 -	2:34.436	+ 3.604	9:16:46.716
2 -	2:41.038	+ 10.206	9:06:22.599	7 -	2:32.995	+ 2.163	9:19:19.711
3 -	2:40.104	+ 9.272	9:09:02.703	8 -	2:32.509	+ 1.677	9:21:52.220
4 -	2:34.736	+ 3.904	9:11:37.439	9 -	2:31.502	+ 0.670	9:24:23.722
5 -	2:34.841	+ 4.009	9:14:12.280	10 -	<b>2:30.832</b>		<b>9:26:54.554</b>
<b>76</b>	<b>Nick SWIFT</b>		THD Morris Mini Cooper S				
1 -	2:49.236	+ 20.931	9:03:02.134	6 -	2:29.299	+ 0.994	9:15:37.895
2 -	2:34.924	+ 6.619	9:05:37.058	7 -	<b>2:28.305</b>		<b>9:18:06.200</b>
3 -	2:31.505	+ 3.200	9:08:08.563	8 -	3:11.501	+ 43.196	9:21:17.701
4 -	2:30.810	+ 2.505	9:10:39.373	9 -	2:50.969	+ 22.664	9:24:08.670
5 -	2:29.223	+ 0.918	9:13:08.596	10 -	2:28.754	+ 0.449	9:26:37.424
<b>77</b>	<b>Nick NAISMITH</b>		THHS Ford Lotus Cortina				
1 -	2:56.092	+ 26.460	9:03:37.231	6 -	2:30.872	+ 1.240	9:16:29.336
2 -	2:37.950	+ 8.318	9:06:15.181	7 -	2:29.864	+ 0.232	9:18:59.200
3 -	2:37.261	+ 7.629	9:08:52.442	8 -	2:29.814	+ 0.182	9:21:29.014
4 -	2:33.429	+ 3.797	9:11:25.871	9 -	<b>2:29.632</b>		<b>9:23:58.646</b>

Weather / Track : Sunny / Dry

Snetterton 300  
Circuit Length = 2.9689 miles  
Start: 09:00 End: 09:28

**Pre 66 Touring Cars - V8s and Europeans**  
**RACE 1 QUALIFICATION - LAP ANALYSIS**


5 -	2:32.593	+ 2.961	9:13:58.464	10 -	2:30.207	+ 0.575	9:26:28.853
<b>82</b>	<b>POCHCIOL / WRIGLEY</b>		THHS Ford Lotus Cortina Mk 1				
1 -	2:38.471	+ 10.915	9:03:04.789	6 -	2:41.661	+ 14.105	9:17:58.523
2 -	2:35.099	+ 7.543	9:05:39.888	7 -	2:31.415	+ 3.859	9:20:29.938
3 -	2:27.896	+ 0.340	9:08:07.784	8 -	2:30.232	+ 2.676	9:23:00.170
4 -	<b>2:27.556</b>		<b>9:10:35.340</b>	9 -	2:29.861	+ 2.305	9:25:30.031
5 -	4:41.522 P	+ 2:13.966	9:15:16.862				
<b>86</b>	<b>Mike DOWD</b>		THA Ford Mustang				
1 -	2:42.580	+ 18.361	9:03:01.541	6 -	2:27.874	+ 3.655	9:15:30.411
2 -	2:43.976	+ 19.757	9:05:45.517	7 -	2:27.426	+ 3.207	9:17:57.837
3 -	2:25.532	+ 1.313	9:08:11.049	8 -	<b>2:24.219</b>		<b>9:20:22.056</b>
4 -	2:24.961	+ 0.742	9:10:36.010	9 -	2:24.373	+ 0.154	9:22:46.429
5 -	2:26.527	+ 2.308	9:13:02.537	10 -	2:25.191	+ 0.972	9:25:11.620
<b>92</b>	<b>Stephen JONES</b>		THD Morris Mini Cooper S				
1 -	2:44.373	+ 10.306	9:05:07.700	6 -	2:34.186	+ 0.119	9:18:11.984
2 -	2:35.177	+ 1.110	9:07:42.877	7 -	2:34.834	+ 0.767	9:20:46.818
3 -	2:36.478	+ 2.411	9:10:19.355	8 -	2:34.452	+ 0.385	9:23:21.270
4 -	2:36.726	+ 2.659	9:12:56.081	9 -	<b>2:34.067</b>		<b>9:25:55.337</b>
5 -	2:41.717	+ 7.650	9:15:37.798				
<b>98</b>	<b>Andrew WENMAN</b>		THA Ford Mustang GT350				
1 -	2:49.578	+ 13.985	9:03:29.334	3 -	2:36.070	+ 0.477	9:08:40.997
2 -	<b>2:35.593</b>		<b>9:06:04.927</b>	4 -	2:39.657	+ 4.064	9:11:20.654
<b>99</b>	<b>Mike DOWSETT</b>		THE Hillman Rallye Imp				
1 -	3:08.802	+ 21.106	9:03:57.871	6 -	<b>2:47.696</b>		<b>9:18:12.043</b>
2 -	2:51.192	+ 3.496	9:06:49.063	7 -	2:48.484	+ 0.788	9:21:00.527
3 -	2:52.251	+ 4.555	9:09:41.314	8 -	2:48.540	+ 0.844	9:23:49.067
4 -	2:50.875	+ 3.179	9:12:32.189	9 -	2:51.901	+ 4.205	9:26:40.968
5 -	2:52.158	+ 4.462	9:15:24.347				

Weather / Track : Sunny / Dry

Snetterton 300  
 Circuit Length = 2.9689 miles  
 Start: 09:00 End: 09:28

# Pre 66 Touring Cars - V8s and Europeans

## RACE 1 - GRID - AMENDED

ROW 8	2:47.696 99 Mike DOWSETT	0.000 26 Ron MAYDON
ROW 7	2:35.593 98 Andrew WENMAN	2:40.052 50 TARRY / YOULES
ROW 6	2:33.524 57 William WARD	2:34.067 92 Stephen JONES
ROW 5	2:29.632 77 Nick NAISMITH	2:30.832 72 Andy HARRISON
ROW 4	2:28.305 76 Nick SWIFT	2:29.223 47 SCRAGG / BUSSELL
ROW 3	2:27.556 82 POCHCIOL / WRIGLEY	2:28.180 35 CLAYSON / GIORDANELLI
ROW 2	2:25.063 6 Henry MANN	2:26.314 67 Christian DEVEREUX
ROW 1	2:24.216 28 Roy STEPHENSON	2:24.219 86 Mike DOWD
<b>Pole</b>		
		

Snetterton 300  
Circuit Length = 2.9689 miles

**These results are provisional until the conclusion of any judicial and technical matters.**

Clerk of Course :		Timekeeper :
-------------------	--	--------------

# Pre 66 Touring Cars - V8s and Europeans

## RACE 1 - CLASSIFICATION

POS	NO	CL	NAME	ENTRY	LAPS	TIME	GAP	DIFF	MPH	BEST	ON
1	28	THA	<b>Roy STEPHENSON</b>	Ford Mustang	24	1:01:35.739			69.40	2:23.591	12
2	86	THA	<b>Mike DOWD</b>	Ford Mustang	24	1:01:59.084	<b>23.345</b>	23.345	68.97	2:23.032	22
3	6	THHS	<b>Henry MANN</b>	Ford Lotus Cortina Mk 1	24	1:02:22.251	<b>46.512</b>	23.167	68.54	2:25.260	21
4	76	THD	<b>Nick SWIFT</b>	Morris Mini Cooper S	24	1:03:00.893	<b>1:25.154</b>	38.642	67.84	2:27.483	22
5	26	THD	<b>Ron MAYDON</b>	Austin Mini Cooper S	24	1:03:01.694	<b>1:25.955</b>	0.801	67.83	2:27.785	24
6	77	THHS	<b>Nick NAISMITH</b>	Ford Lotus Cortina	24	1:03:36.599	<b>2:00.860</b>	34.905	67.21	2:27.727	20
7	47	THA	<b>SCRAGG / BUSSELL</b>	Jaguar Mk II	24	1:03:47.317	<b>2:11.578</b>	10.718	67.02	2:30.255	8
8	57	THD	<b>William WARD</b>	Austin Mini Cooper S	23	1:02:03.067	<b>1 lap</b>	1 lap	66.02	2:32.680	22
9	92	THD	<b>Stephen JONES</b>	Morris Mini Cooper S	23	1:02:52.499	<b>1 lap</b>	49.432	65.16	2:34.771	10
10	35	THA	<b>CLAYSON / GIORDANELLI</b>	Ford Falcon Sprint	23	1:03:24.157	<b>1 lap</b>	31.658	64.62	2:27.539	23
11	82	THHS	<b>POCHCIOL / WRIGLEY</b>	Ford Lotus Cortina Mk 1	21	55:21.964	<b>3 laps</b>	2 laps	67.56	2:26.265	17
12	99	THE	<b>Mike DOWSETT</b>	Hillman Rallye Imp	17	51:20.227	<b>7 laps</b>	4 laps	58.98	2:49.366	12

### NOT CLASSIFIED

<i>DNC</i>	72	THD	<b>Andy HARRISON</b>	Austin Mini Cooper S	8	22:03.745	<b>16 laps</b>	9 laps	64.59	2:33.395	7
<i>DNC</i>	50	THD	<b>TARRY / YOULES</b>	Morris Cooper S	4	21:58.727	<b>20 laps</b>	4 laps	32.41	2:35.956	2
<i>DNC</i>	67	THD	<b>Christian DEVEREUX</b>	Austin Mini Cooper S	1	2:32.991	<b>23 laps</b>	3 laps	69.86		
<i>DNC</i>	98	THA	<b>Andrew WENMAN</b>	Ford Mustang GT350	1	2:44.264	<b>23 laps</b>	11.273	65.06		

### FASTEST LAP

86	THA	<b>Mike DOWD</b>	Ford Mustang	22	2:23.032	74.72 mph	120.25 kph
6	THHS	<b>Henry MANN</b>	Ford Lotus Cortina Mk 1	21	2:25.260	73.57 mph	118.41 kph
76	THD	<b>Nick SWIFT</b>	Morris Mini Cooper S	22	2:27.483	72.46 mph	116.62 kph
99	THE	<b>Mike DOWSETT</b>	Hillman Rallye Imp	12	2:49.366	63.10 mph	101.55 kph

Weather / Track : Sunny / Dry

These results are provisional until the conclusion of any judicial and technical matters.

Snetterton 300

Circuit Length = 2.9689 miles

Start: 12:53 End: 13:57

Clerk of Course :

Timekeeper :

# Pre 66 Touring Cars - V8s and Europeans

## RACE 1 - LAP CHART

Lap 1			Lap 2			Lap 3			Lap 4			Lap 5		
No	Behind	Laptime	No	Behind	Laptime	No	Behind	Laptime	No	Behind	Laptime	No	Behind	Laptime
86		2:27.464	86		2:24.357	86		2:26.153	86		2:26.676	86		3:30.504
28	0.760	2:28.224	28	3.803	2:27.400	28	2.449	2:24.799	28	2.092	2:26.319	28	1.161	3:29.573
6	1.986	2:29.450	6	5.298	2:27.669	6	7.309	2:28.164	6	12.333	2:31.700	6	2.058	3:20.229
82	4.805	2:32.269	76	11.286	2:30.050	82	14.856	2:29.017	82	22.412	2:34.232	82	2.656	3:10.748
67	5.527	2:32.991	82	11.992	2:31.544	76	16.117	2:30.984	76	23.888	2:34.447	76	3.614	3:10.230
76	5.593	2:33.057	35	15.647	2:33.021	77	24.875	2:33.705	77	38.535	2:40.336	77	4.298	2:56.267
35	6.983	2:34.447	77	17.323	2:33.201	26	27.213	2:31.597	26	39.108	2:38.571	26	5.118	2:56.514
77	8.479	2:35.943	47	21.643	2:34.781	47	29.304	2:33.814	47	39.435	2:36.807	47	5.484	2:56.553
47	11.219	2:38.683	26	21.769	2:33.376	72	30.068	2:33.737	72	40.672	2:37.280	72	6.225	2:56.057
72	11.732	2:39.196	72	22.484	2:35.109	57	35.609	2:37.972	57	44.158	2:35.225	57	6.772	2:53.118
57	12.561	2:40.025	57	23.790	2:35.586	50	41.016	2:36.498	92	1:03.007	2:46.504	92	27.258	2:54.755
26	12.750	2:40.214	50	30.671	2:35.956	92	43.179	2:37.698	35	1 LAP	6:35.238	35	1 LAP	2:42.815
92	16.751	2:44.215	92	31.634	2:39.240	99	1:22.021	2:50.297	99	2:59.959	4:04.614	99	2:23.965	2:54.510
98	16.800	2:44.264	99	57.877	2:50.162									
50	19.072	2:46.536												
99	32.072	2:59.536												

Weather / Track : Sunny / Dry

Snetterton 300  
 Circuit Length = 2.9689 miles  
 Start: 12:53 End: 13:57

# Pre 66 Touring Cars - V8s and Europeans

## RACE 1 - LAP CHART

Lap 6			Lap 7			Lap 8			Lap 9			Lap 10		
No	Behind	Laptime	No	Behind	Laptime	No	Behind	Laptime	No	Behind	Laptime	No	Behind	Laptime
86		3:33.402	86		2:23.338	86		2:25.041	86		2:23.925	86		2:24.671
28	0.404	3:32.645	28	2.112	2:25.046	28	0.995	2:23.924	28	1.406	2:24.336	28	1.415	2:24.680
6	1.917	3:33.261	6	5.553	2:26.974	6	7.835	2:27.323	6	10.960	2:27.050	82	21.282	2:29.963
82	2.239	3:32.985	82	6.947	2:28.046	82	10.603	2:28.697	99	1 LAP	2:52.576	77	29.362	2:31.186
76	3.328	3:33.116	76	9.126	2:29.136	76	12.860	2:28.775	82	15.990	2:29.312	47	32.801	2:32.256
77	3.936	3:33.040	26	10.308	2:29.340	26	13.540	2:28.273	76	17.426	2:28.491	35	1 LAP	2:32.891
26	4.306	3:32.590	77	10.980	2:30.382	77	16.544	2:30.605	26	18.847	2:29.232	57	51.391	2:33.078
47	4.894	3:32.812	47	12.819	2:31.263	47	18.033	2:30.255	77	22.847	2:30.228	92	55.670	2:34.771
72	6.383	3:33.560	72	16.440	2:33.395	50	4 LAPS	13:59.737	47	25.216	2:31.108	6	1:32.889	3:46.600
57	7.710	3:34.340	35	1 LAP	2:30.764	35	1 LAP	2:30.464	35	1 LAP	2:32.270	76	1:41.627	3:48.872
92	10.208	3:16.352	92	23.106	2:36.236	72	26.810	2:35.411	57	42.984	2:34.192	26	1:48.925	3:54.749
35	1 LAP	2:34.584	57	23.487	2:39.115	57	32.717	2:34.271	92	45.570	2:35.712	99	1 LAP	4:12.832
99	1:43.519	2:52.956	99	2:10.721	2:50.540	92	33.783	2:35.718						

Weather / Track : Sunny / Dry

Snetterton 300  
 Circuit Length = 2.9689 miles  
 Start: 12:53 End: 13:57

# Pre 66 Touring Cars - V8s and Europeans

## RACE 1 - LAP CHART

Lap 11			Lap 12			Lap 13			Lap 14			Lap 15		
No	Behind	Laptime	No	Behind	Laptime	No	Behind	Laptime	No	Behind	Laptime	No	Behind	Laptime
86		2:24.648	86		2:23.625	86		2:32.129	86		2:24.641	86		2:24.160
28	0.826	2:24.059	28	0.792	2:23.591	57	1 LAP	3:56.612	35	2 LAPS	2:31.516	77	1 LAP	2:30.554
77	35.720	2:31.006	99	2 LAPS	2:55.880	99	2 LAPS	2:50.947	57	1 LAP	2:37.279	35	2 LAPS	2:28.204
47	39.560	2:31.407	47	46.905	2:30.970	28	1:10.915	3:42.252	99	2 LAPS	2:49.366	57	1 LAP	2:34.166
57	1:01.192	2:34.449	92	1:20.382	2:36.602	92	1:25.708	2:37.455	28	1:13.728	2:27.454	92	1 LAP	4:01.328
92	1:07.405	2:36.383	6	1:42.194	2:26.835	6	1:37.702	2:27.637	6	1:41.144	2:28.083	28	1:14.958	2:25.390
6	1:38.984	2:30.743	82	1:56.852	2:35.653	82	1:54.239	2:29.516	82	1:57.005	2:27.407	99	2 LAPS	2:50.829
82	1:44.824	3:48.190	76	1:57.031	2:29.816	76	1:55.060	2:30.158	76	1:58.287	2:27.868	6	1:44.388	2:27.404
76	1:50.840	2:33.861	26	2:04.716	2:30.436	26	2:01.840	2:29.253	26	2:05.582	2:28.383	82	1:59.476	2:26.631
26	1:57.905	2:33.628	77	2:20.068	4:07.973	47	2:06.721	3:51.945	47	2:20.414	2:38.334	76	2:03.039	2:28.912
35	1 LAP	3:59.466	35	1 LAP	2:34.425	77	2:21.934	2:33.995				26	2:11.088	2:29.666
												47	2:28.920	2:32.666
												77	2:32.801	2:29.114
												35	1 LAP	2:27.847
												57	2:58.900	2:34.206
												92	3:20.830	2:42.595

Weather / Track : Sunny / Dry

Snetterton 300  
 Circuit Length = 2.9689 miles  
 Start: 12:53 End: 13:57

# Pre 66 Touring Cars - V8s and Europeans

## RACE 1 - LAP CHART

Lap 16			Lap 17			Lap 18			Lap 19			Lap 20		
No	Behind	Laptime	No	Behind	Laptime	No	Behind	Laptime	No	Behind	Laptime	No	Behind	Laptime
28		2:23.652	28		2:24.182	28		2:24.950	28		2:23.752	28		2:24.568
86	5.729	3:44.339	86	6.933	2:25.386	92	1 LAP	2:37.785	86	20.191	2:23.770	86	33.689	2:38.066
99	2 LAPS	2:49.551	6	36.943	2:28.027	86	20.173	2:38.190	92	1 LAP	2:36.416	92	1 LAP	2:39.534
6	33.098	2:27.320	82	49.931	2:26.265	6	40.255	2:28.262	6	44.251	2:27.748	6	45.358	2:25.675
82	47.848	2:26.982	99	2 LAPS	2:52.152	82	51.526	2:26.545	82	54.997	2:27.223	82	56.851	2:26.422
76	58.815	2:34.386	76	1:05.907	2:31.274	26	1:09.792	2:28.317	76	1:14.215	2:28.087	76	1:17.915	2:28.268
26	1:00.451	2:27.973	26	1:06.425	2:30.156	76	1:09.880	2:28.923	26	1:15.067	2:29.027	26	1:18.782	2:28.283
35	1 LAP	2:27.667	35	1 LAP	2:31.156	99	2 LAPS	2:51.600	35	1 LAP	2:29.991	35	1 LAP	2:27.684
47	1:22.639	2:32.329	47	1:31.026	2:32.569	35	1 LAP	2:28.605	77	1:41.185	2:29.113	77	1:44.344	2:27.727
77	1:24.960	2:30.769	77	1:31.517	2:30.739	77	1:35.824	2:29.257	47	1:43.891	2:30.548	47	1:49.847	2:30.524
57	1:54.746	2:34.456	57	2:04.290	2:33.726	47	1:37.095	2:31.019	99	2 LAPS	2:51.879			
92	2:19.239	2:37.019				57	2:12.173	2:32.833	57	2:21.700	2:33.279			

Weather / Track : Sunny / Dry

Snetterton 300  
Circuit Length = 2.9689 miles  
Start: 12:53 End: 13:57

# Pre 66 Touring Cars - V8s and Europeans

## RACE 1 - LAP CHART

Lap 21			Lap 22			Lap 23			Lap 24		
No	Behind	Laptime	No	Behind	Laptime	No	Behind	Laptime	No	Behind	Laptime
28		2:25.163	28		2:26.792	28		2:26.491	28		2:26.497
57	1 LAP	2:33.728	57	1 LAP	2:34.538	57	1 LAP	2:32.680	86	23.345	2:23.900
86	31.947	2:23.421	86	28.187	2:23.032	86	25.942	2:24.246	57	1 LAP	2:34.193
6	45.455	2:25.260	6	44.728	2:26.065	6	45.084	2:26.847	6	46.512	2:27.925
92	1 LAP	2:37.168	92	1 LAP	2:35.856	92	1 LAP	2:36.783	92	1 LAP	2:36.374
82	1:06.005	2:34.317	76	1:22.633	2:27.483	76	1:23.892	2:27.750	76	1:25.154	2:27.759
76	1:21.942	2:29.190	26	1:23.243	2:27.799	26	1:24.667	2:27.915	26	1:25.955	2:27.785
26	1:22.236	2:28.617	35	1 LAP	2:28.098	35	1 LAP	2:27.807	35	1 LAP	2:27.539
35	1 LAP	2:27.658	77	1:52.902	2:30.031	77	1:57.197	2:30.786	77	2:00.860	2:30.160
77	1:49.663	2:30.482	47	1:59.115	2:30.554	47	2:04.459	2:31.835	47	2:11.578	2:33.616
47	1:55.353	2:30.669									

Weather / Track : Sunny / Dry

Snetterton 300  
 Circuit Length = 2.9689 miles  
 Start: 12:53 End: 13:57

# Gentleman Drivers

## RACE 3 QUALIFICATION - CLASSIFICATION

POS	NO	CL	NAME	ENTRY	TIME	ON	LAPS	GAP	DIFF	MPH
1	47	C3	<b>SCRAGG / BUSSELL</b>	Jaguar E-Type	<b>2:13.785</b>	9	9			79.88
2	79	C3	<b>McINERNEY / GRIFFITHS</b>	TVR Griffith	<b>2:15.327</b>	10	10	<b>1.542</b>	1.542	78.97
3	11	Invital	<b>YOUNG / PERRYMAN</b>	Corvette Stingray	<b>2:19.590</b>	12	12	<b>5.805</b>	4.263	76.56
4	61	C3	<b>WARD / BULL</b>	Chevrolet Corvette C2	<b>2:19.748</b>	12	12	<b>5.963</b>	0.158	76.48
5	48	C1	<b>SCHRYVER / HADFIELD</b>	Lotus Elan 26R	<b>2:20.216</b>	5	12	<b>6.431</b>	0.468	76.22
6	9	C3	<b>DAVIES / RONCHETTI</b>	Chevrolet Corvette Stingray	<b>2:21.040</b>	5	10	<b>7.255</b>	0.824	75.78
7	85	C1	<b>BOND / FELL</b>	Lotus Elan 26R	<b>2:21.464</b>	12	12	<b>7.679</b>	0.424	75.55
8	72	C3	<b>Jamie BOOT</b>	Jaguar E-Type	<b>2:21.570</b>	12	12	<b>7.785</b>	0.106	75.49
9	29	C2	<b>AHLERS / BELLINGER</b>	Morgan Plus 4 SLR	<b>2:21.798</b>	5	8	<b>8.013</b>	0.228	75.37
10	88	C1	<b>McCULLOCH / NEWALL</b>	Alfa Romeo Giulia TZ1	<b>2:22.017</b>	12	12	<b>8.232</b>	0.219	75.25
11	77	C3	<b>BLOOHN / NUNN</b>	TVR Griffith	<b>2:24.809</b>	2	3	<b>11.024</b>	2.792	73.80
12	63	C1	<b>SANDILANDS / SMITH</b>	MGB	<b>2:26.333</b>	5	11	<b>12.548</b>	1.524	73.03
13	10	C2	<b>WETHERELL / CAMPBELL</b>	Triumph TR4	<b>2:27.445</b>	12	12	<b>13.660</b>	1.112	72.48
14	16	C3	<b>Andrew HADDON</b>	Jaguar E-Type	<b>2:28.027</b>	4	4	<b>14.242</b>	0.582	72.20
15	46	C1	<b>GREEN D / GREEN M</b>	MGB	<b>2:29.861</b>	10	11	<b>16.076</b>	1.834	71.31
16	74	C1	<b>AYLETT / FARRALL</b>	Diva GT	<b>2:35.468</b>	11	11	<b>21.683</b>	5.607	68.74

Weather / Track : Sunny / Dry

These results are provisional until the conclusion of any judicial and technical matters.

Snetterton 300

Circuit Length = 2.9689 miles

Start: 09:44 End: 10:16

Clerk of Course :

Timekeeper :

## Gentleman Drivers

## RACE 3 QUALIFICATION - LAP ANALYSIS

<b>9</b>	<b>DAVIES / RONCHETTI</b>		C3 Chevrolet Corvette Stingray				
1 -	2:38.732	+ 17.692	9:47:37.166	6 -	2:32.441	+ 11.401	9:59:42.054
2 -	2:26.091	+ 5.051	9:50:03.257	7 -	6:00.385 P	+ 3:39.345	10:05:42.439
3 -	2:23.101	+ 2.061	9:52:26.358	8 -	3:34.772	+ 1:13.732	10:09:17.211
4 -	2:22.215	+ 1.175	9:54:48.573	9 -	2:24.186	+ 3.146	10:11:41.397
5 -	<b>2:21.040</b>		<b>9:57:09.613</b>	10 -	2:21.066	+ 0.026	10:14:02.463
<b>10</b>	<b>WETHERELL / CAMPBELL</b>		C2 Triumph TR4				
1 -	2:43.256	+ 15.811	9:47:48.299	7 -	2:36.280	+ 8.835	10:04:11.987
2 -	2:34.574	+ 7.129	9:50:22.873	8 -	2:30.586	+ 3.141	10:06:42.573
3 -	2:31.361	+ 3.916	9:52:54.234	9 -	2:28.661	+ 1.216	10:09:11.234
4 -	2:31.250	+ 3.805	9:55:25.484	10 -	2:29.767	+ 2.322	10:11:41.001
5 -	2:30.957	+ 3.512	9:57:56.441	11 -	2:28.493	+ 1.048	10:14:09.494
6 -	3:39.266 P	+ 1:11.821	10:01:35.707	12 -	<b>2:27.445</b>		<b>10:16:36.939</b>
<b>11</b>	<b>YOUNG / PERRYMAN</b>		ivatic Corvette Stingray				
1 -	2:41.749	+ 22.159	9:47:35.855	7 -	2:31.612	+ 12.022	10:03:35.762
2 -	2:26.829	+ 7.239	9:50:02.684	8 -	2:22.253	+ 2.663	10:05:58.015
3 -	2:26.435	+ 6.845	9:52:29.119	9 -	2:21.164	+ 1.574	10:08:19.179
4 -	2:25.496	+ 5.906	9:54:54.615	10 -	2:24.443	+ 4.853	10:10:43.622
5 -	2:24.666	+ 5.076	9:57:19.281	11 -	2:20.061	+ 0.471	10:13:03.683
6 -	3:44.869 P	+ 1:25.279	10:01:04.150	12 -	<b>2:19.590</b>		<b>10:15:23.273</b>
<b>16</b>	<b>Andrew HADDON</b>		C3 Jaguar E-Type				
1 -	2:35.400	+ 7.373	9:47:50.444	3 -	2:35.020	+ 6.993	9:53:31.916
2 -	3:06.452 P	+ 38.425	9:50:56.896	4 -	<b>2:28.027</b>		<b>9:55:59.943</b>
<b>29</b>	<b>AHLERS / BELLINGER</b>		C2 Morgan Plus 4 SLR				
1 -	2:29.226	+ 7.428	9:47:08.166	5 -	<b>2:21.798</b>		<b>9:56:39.592</b>
2 -	2:23.512	+ 1.714	9:49:31.678	6 -	3:43.229 P	+ 1:21.431	10:00:22.821
3 -	2:23.946	+ 2.148	9:51:55.624	7 -	2:31.420	+ 9.622	10:02:54.241
4 -	2:22.170	+ 0.372	9:54:17.794	8 -	2:26.306	+ 4.508	10:05:20.547
<b>46</b>	<b>GREEN D / GREEN M</b>		C1 MGB				
1 -	2:59.246	+ 29.385	9:47:47.254	7 -	2:33.664	+ 3.803	10:06:22.880
2 -	2:46.978	+ 17.117	9:50:34.232	8 -	2:31.578	+ 1.717	10:08:54.458
3 -	2:39.710	+ 9.849	9:53:13.942	9 -	2:31.004	+ 1.143	10:11:25.462
4 -	5:20.842 P	+ 2:50.981	9:58:34.784	10 -	<b>2:29.861</b>		<b>10:13:55.323</b>
5 -	2:42.781	+ 12.920	10:01:17.565	11 -	2:30.033	+ 0.172	10:16:25.356
6 -	2:31.651	+ 1.790	10:03:49.216				
<b>47</b>	<b>SCRAGG / BUSSELL</b>		C3 Jaguar E-Type				
1 -	2:37.978	+ 24.193	9:47:37.500	6 -	4:11.368 P	+ 1:57.583	10:01:07.247
2 -	2:22.097	+ 8.312	9:49:59.597	7 -	2:19.218	+ 5.433	10:03:26.465
3 -	2:20.639	+ 6.854	9:52:20.236	8 -	2:15.157	+ 1.372	10:05:41.622
4 -	2:17.976	+ 4.191	9:54:38.212	9 -	<b>2:13.785</b>		<b>10:07:55.407</b>
5 -	2:17.667	+ 3.882	9:56:55.879				
<b>48</b>	<b>SCHRYVER / HADFIELD</b>		C1 Lotus Elan 26R				
1 -	2:32.155	+ 11.939	9:47:12.837	7 -	2:33.575	+ 13.359	10:02:47.427
2 -	2:21.399	+ 1.183	9:49:34.236	8 -	2:25.109	+ 4.893	10:05:12.536
3 -	2:20.651	+ 0.435	9:51:54.887	9 -	2:22.812	+ 2.596	10:07:35.348
4 -	2:21.357	+ 1.141	9:54:16.244	10 -	2:22.015	+ 1.799	10:09:57.363
5 -	<b>2:20.216</b>		<b>9:56:36.460</b>	11 -	2:21.841	+ 1.625	10:12:19.204
6 -	3:37.392 P	+ 1:17.176	10:00:13.852	12 -	2:21.602	+ 1.386	10:14:40.806
<b>61</b>	<b>WARD / BULL</b>		C3 Chevrolet Corvette C2				
1 -	2:40.986	+ 21.238	9:47:41.468	7 -	3:52.913 P	+ 1:33.165	10:03:33.923
2 -	2:23.504	+ 3.756	9:50:04.972	8 -	2:28.262	+ 8.514	10:06:02.185
3 -	2:24.298	+ 4.550	9:52:29.270	9 -	2:21.559	+ 1.811	10:08:23.744
4 -	2:23.273	+ 3.525	9:54:52.543	10 -	2:21.345	+ 1.597	10:10:45.089

Weather / Track : Sunny / Dry

Snetterton 300  
Circuit Length = 2.9689 miles  
Start: 09:44 End: 10:16

## Gentleman Drivers

## RACE 3 QUALIFICATION - LAP ANALYSIS


5 -	2:23.952	+ 4.204	9:57:16.495	11 -	2:20.826	+ 1.078	10:13:05.915
6 -	2:24.515	+ 4.767	9:59:41.010	12 -	<b>2:19.748</b>		<b>10:15:25.663</b>
<b>63</b>	<b>SANDILANDS / SMITH</b>		C1 MGB				
1 -	2:50.368	+ 24.035	9:47:42.605	7 -	2:42.997	+ 16.664	10:04:07.718
2 -	2:38.351	+ 12.018	9:50:20.956	8 -	2:37.680	+ 11.347	10:06:45.398
3 -	2:28.083	+ 1.750	9:52:49.039	9 -	2:39.415	+ 13.082	10:09:24.813
4 -	2:27.437	+ 1.104	9:55:16.476	10 -	2:39.098	+ 12.765	10:12:03.911
5 -	<b>2:26.333</b>		<b>9:57:42.809</b>	11 -	2:38.792	+ 12.459	10:14:42.703
6 -	3:41.912 P	+ 1:15.579	10:01:24.721				
<b>72</b>	<b>Jamie BOOT</b>		C3 Jaguar E-Type				
1 -	2:50.456	+ 28.886	9:48:06.555	7 -	2:22.745	+ 1.175	10:04:32.998
2 -	2:33.655	+ 12.085	9:50:40.210	8 -	2:22.129	+ 0.559	10:06:55.127
3 -	4:04.682 P	+ 1:43.112	9:54:44.892	9 -	2:23.041	+ 1.471	10:09:18.168
4 -	2:36.110	+ 14.540	9:57:21.002	10 -	2:22.454	+ 0.884	10:11:40.622
5 -	2:26.343	+ 4.773	9:59:47.345	11 -	2:21.829	+ 0.259	10:14:02.451
6 -	2:22.908	+ 1.338	10:02:10.253	12 -	<b>2:21.570</b>		<b>10:16:24.021</b>
<b>74</b>	<b>AYLETT / FARRALL</b>		C1 Diva GT				
1 -	2:47.184	+ 11.716	9:47:47.980	7 -	2:40.138	+ 4.670	10:05:57.129
2 -	2:43.018	+ 7.550	9:50:30.998	8 -	2:38.495	+ 3.027	10:08:35.624
3 -	2:40.049	+ 4.581	9:53:11.047	9 -	2:36.226	+ 0.758	10:11:11.850
4 -	4:32.788 P	+ 1:57.320	9:57:43.835	10 -	2:37.199	+ 1.731	10:13:49.049
5 -	2:52.866	+ 17.398	10:00:36.701	11 -	<b>2:35.468</b>		<b>10:16:24.517</b>
6 -	2:40.290	+ 4.822	10:03:16.991				
<b>77</b>	<b>BLOOHN / NUNN</b>		C3 TVR Griffith				
1 -	2:39.639	+ 14.830	9:47:30.334	3 -	2:30.246	+ 5.437	9:52:25.389
2 -	<b>2:24.809</b>		<b>9:49:55.143</b>				
<b>79</b>	<b>McINERNEY / GRIFFITHS</b>		C3 TVR Griffith				
1 -	2:38.066	+ 22.739	9:47:34.166	6 -	2:22.453	+ 7.126	9:59:30.274
2 -	2:23.728	+ 8.401	9:49:57.894	7 -	4:00.202 P	+ 1:44.875	10:03:30.476
3 -	2:23.601	+ 8.274	9:52:21.495	8 -	2:24.906	+ 9.579	10:05:55.382
4 -	2:23.982	+ 8.655	9:54:45.477	9 -	2:15.568	+ 0.241	10:08:10.950
5 -	2:22.344	+ 7.017	9:57:07.821	10 -	<b>2:15.327</b>		<b>10:10:26.277</b>
<b>85</b>	<b>BOND / FELL</b>		C1 Lotus Elan 26R				
1 -	2:45.645	+ 24.181	9:47:34.312	7 -	2:29.661	+ 8.197	10:03:48.942
2 -	2:25.394	+ 3.930	9:49:59.706	8 -	2:24.951	+ 3.487	10:06:13.893
3 -	2:24.705	+ 3.241	9:52:24.411	9 -	2:25.795	+ 4.331	10:08:39.688
4 -	2:22.428	+ 0.964	9:54:46.839	10 -	2:23.704	+ 2.240	10:11:03.392
5 -	3:49.261 P	+ 1:27.797	9:58:36.100	11 -	2:22.041	+ 0.577	10:13:25.433
6 -	2:43.181	+ 21.717	10:01:19.281	12 -	<b>2:21.464</b>		<b>10:15:46.897</b>
<b>88</b>	<b>McCULLOCH / NEWALL</b>		C1 Alfa Romeo Giulia TZ1				
1 -	2:51.835	+ 29.818	9:47:41.582	7 -	2:27.742	+ 5.725	10:03:54.869
2 -	2:37.440	+ 15.423	9:50:19.022	8 -	2:23.826	+ 1.809	10:06:18.695
3 -	2:37.800	+ 15.783	9:52:56.822	9 -	2:22.925	+ 0.908	10:08:41.620
4 -	2:34.661	+ 12.644	9:55:31.483	10 -	2:23.420	+ 1.403	10:11:05.040
5 -	2:35.668	+ 13.651	9:58:07.151	11 -	2:23.582	+ 1.565	10:13:28.622
6 -	3:19.976 P	+ 57.959	10:01:27.127	12 -	<b>2:22.017</b>		<b>10:15:50.639</b>

Weather / Track : Sunny / Dry

Snetterton 300  
Circuit Length = 2.9689 miles  
Start: 09:44 End: 10:16

# Gentleman Drivers

## RACE 3 - GRID - AMENDED

ROW 8	2:29.861 46 GREEN D / GREEN M	2:35.468 74 AYLETT / FARRALL
ROW 7	2:27.445 10 WETHERELL / CAMPBELL	2:28.027 16 Andrew HADDON
ROW 6	2:24.809 77 BLOOHN / NUNN	2:26.333 63 SANDILANDS / SMITH
ROW 5	2:21.798 29 AHLERS / BELLINGER	2:22.017 88 McCULLOCH / NEWALL
ROW 4	2:21.464 85 BOND / FELL	2:21.570 72 Jamie BOOT
ROW 3	2:20.216 48 SCHRYVER / HADFIELD	2:21.040 9 DAVIES / RONCHETTI
ROW 2	2:19.590 11 YOUNG / PERRYMAN	2:19.748 61 WARD / BULL
ROW 1	2:13.785 47 SCRAGG / BUSSELL	2:15.327 79 McINERNEY / GRIFFITHS
<b>Pole</b>		
		

Snetterton 300  
Circuit Length = 2.9689 miles

**These results are provisional until the conclusion of any judicial and technical matters.**

Clerk of Course :		Timekeeper :
-------------------	--	--------------

# Gentleman Drivers

## RACE 3 - CLASSIFICATION - 30 Minutes

POS	NO	CL	NAME	ENTRY	LAPS	TIME	GAP	DIFF	MPH	BEST	ON
1	16	C3	Andrew HADDON	Jaguar E-Type	12	28:01.263			76.28	2:17.418	6
2	79	C3	GRIFFITHS / McINERNEY	TVR Griffith	12	28:07.886	6.623	6.623	75.98	2:18.471	11
3	47	C3	SCRAGG / BUSSELL	Jaguar E-Type	12	28:08.865	7.602	0.979	75.94	2:18.453	11
4	48	C1	HADFIELD / SCHRYVER	Lotus Elan 26R	12	28:11.926	10.663	3.061	75.80	2:17.483	11
5	61	C3	WARD / BULL	Chevrolet Corvette C2	12	28:36.563	35.300	24.637	74.71	2:21.793	8
6	72	C3	Jamie BOOT	Jaguar E-Type	12	28:50.086	48.823	13.523	74.13	2:21.381	10
7	85	C1	FELL / BOND	Lotus Elan 26R	12	28:53.495	52.232	3.409	73.98	2:22.202	11
8	29	C2	AHLERS / BELLINGER	Morgan Plus 4 SLR	12	29:04.586	1:03.323	11.091	73.51	2:23.399	9
9	77	C3	BLOOHN / NUNN	TVR Griffith	12	29:38.262	1:36.999	33.676	72.12	2:21.393	9
10	10	C2	WETHERELL / CAMPBELL	Triumph TR4	12	30:04.916	2:03.653	26.654	71.05	2:28.299	12
11	74	C1	FARRALL / AYLETT	Diva GT	11	27:58.717	1 lap	1 lap	70.03	2:29.741	11
12	88	C1	McCULLOCH / NEWALL	Alfa Romeo Giulia TZ1	11	28:10.828	1 lap	12.111	69.53	2:29.657	10
13	63	C1	SANDILANDS / SMITH	MGB	11	28:45.143	1 lap	34.315	68.15	2:34.950	5
14	46	C1	GREEN M / GREEN D	MGB	8	28:57.101	4 laps	3 laps	49.22	2:30.727	7
15	9	C3	DAVIES / RONCHETTI	Chevrolet Corvette Stingray	7	17:12.610	5 laps	1 lap	72.45	2:24.356	3
16	11	Invital	YOUNG / PERRYMAN	Corvette Stingray	3	7:08.276	9 laps	4 laps	74.86	2:20.931	2

### FASTEST LAP

16	C3	Andrew HADDON	Jaguar E-Type	6	2:17.418	77.77 mph	125.17 kph
48	C1	HADFIELD / SCHRYVER	Lotus Elan 26R	11	2:17.483	77.74 mph	125.11 kph
11	Invital	YOUNG / PERRYMAN	Corvette Stingray	2	2:20.931	75.83 mph	122.05 kph
29	C2	AHLERS / BELLINGER	Morgan Plus 4 SLR	9	2:23.399	74.53 mph	119.95 kph

Weather / Track : Bright / Dry

These results are provisional until the conclusion of any judicial and technical matters.

Snetterton 300

Circuit Length = 2.9689 miles

Start: 14:51 End: 00:00

Clerk of Course :	Timekeeper :
-------------------	--------------

# Gentleman Drivers

## RACE 3 - CLASSIFICATION - 1 Hour

POS	NO	CL	NAME	ENTRY	LAPS	TIME	GAP	DIFF	MPH	BEST	ON
1	47	C3	<b>SCRAGG / BUSSELL</b>	Jaguar E-Type	25	59:14.949			75.16	2:15.634	24
2	16	C3	<b>Andrew HADDON</b>	Jaguar E-Type	25	59:33.427	<b>18.478</b>	18.478	74.77	2:17.390	18
3	79	C3	<b>GRIFFITHS / McINERNEY</b>	TVR Griffith	25	59:39.930	<b>24.981</b>	6.503	74.63	2:14.634	24
4	72	C3	<b>Jamie BOOT</b>	Jaguar E-Type	25	1:00:32.819	<b>1:17.870</b>	52.889	73.55	2:18.273	25
5	61	C3	<b>WARD / BULL</b>	Chevrolet Corvette C2	25	1:00:52.466	<b>1:37.517</b>	19.647	73.15	2:21.254	14
6	85	C1	<b>FELL / BOND</b>	Lotus Elan 26R	24	59:15.331	<b>1 lap</b>	1 lap	72.14	2:20.376	13
7	29	C2	<b>AHLERS / BELLINGER</b>	Morgan Plus 4 SLR	24	59:23.107	<b>1 lap</b>	7.776	71.99	2:21.848	24
8	48	C1	<b>HADFIELD / SCHRYVER</b>	Lotus Elan 26R	24	1:00:12.506	<b>1 lap</b>	49.399	71.00	2:17.483	11
9	10	C2	<b>WETHERELL / CAMPBELL</b>	Triumph TR4	24	1:01:04.507	<b>1 lap</b>	52.001	69.99	2:25.931	23
10	88	C1	<b>McCULLOCH / NEWALL</b>	Alfa Romeo Giulia TZ1	23	59:11.369	<b>2 laps</b>	1 lap	69.22	2:22.890	23
11	74	C1	<b>FARRALL / AYLETT</b>	Diva GT	23	1:00:26.719	<b>2 laps</b>	1:15.350	67.78	2:29.741	11
12	63	C1	<b>SANDILANDS / SMITH</b>	MGB	23	1:00:40.575	<b>2 laps</b>	13.856	67.52	2:26.564	23
13	77	C3	<b>BLOOHN / NUNN</b>	TVR Griffith	19	59:17.754	<b>6 laps</b>	4 laps	57.07	2:21.393	9
14	46	C1	<b>GREEN M / GREEN D</b>	MGB	19	1:00:08.849	<b>6 laps</b>	51.095	56.27	2:29.862	10
15	9	C3	<b>DAVIES / RONCHETTI</b>	Chevrolet Corvette Stingray	7	17:12.610	<b>18 laps</b>	12 laps	72.45	2:24.356	3
16	11	Invital	<b>YOUNG / PERRYMAN</b>	Corvette Stingray	3	7:08.276	<b>22 laps</b>	4 laps	74.86	2:20.931	2

### FASTEST LAP

79	C3	<b>GRIFFITHS / McINERNEY</b>	TVR Griffith	24	2:14.634	79.38 mph	127.75 kph
48	C1	<b>HADFIELD / SCHRYVER</b>	Lotus Elan 26R	11	2:17.483	77.74 mph	125.11 kph
11	Invital	<b>YOUNG / PERRYMAN</b>	Corvette Stingray	2	2:20.931	75.83 mph	122.05 kph
29	C2	<b>AHLERS / BELLINGER</b>	Morgan Plus 4 SLR	24	2:21.848	75.34 mph	121.26 kph

Weather / Track : Bright / Dry

These results are provisional until the conclusion of any judicial and technical matters.

Snetterton 300

Circuit Length = 2.9689 miles

Start: 14:51 End: 00:00

Clerk of Course :	Timekeeper :
-------------------	--------------

# Gentleman Drivers

## RACE 3 - CLASSIFICATION

POS	NO	CL	NAME	ENTRY	LAPS	TIME	GAP	DIFF	MPH	BEST	ON
1	47	C3	<b>SCRAGG / BUSSELL</b>	Jaguar E-Type	39	1:30:45.200			76.55	2:13.753	36
2	79	C3	<b>GRIFFITHS / McINERNEY</b>	TVR Griffith	39	1:30:59.440	<b>14.240</b>	14.240	76.35	2:12.510	38
3	72	C3	<b>Jamie BOOT</b>	Jaguar E-Type	39	1:33:14.778	<b>2:29.578</b>	2:15.338	74.50	2:17.472	38
4	85	C1	<b>FELL / BOND</b>	Lotus Elan 26R	38	1:32:19.036	<b>1 lap</b>	1 lap	73.32	2:19.533	38
5	29	C2	<b>AHLERS / BELLINGER</b>	Morgan Plus 4 SLR	38	1:32:38.451	<b>1 lap</b>	19.415	73.06	2:21.130	28
6	88	C1	<b>McCULLOCH / NEWALL</b>	Alfa Romeo Giulia TZ1	37	1:32:23.571	<b>2 laps</b>	1 lap	71.33	2:20.379	33
7	63	C1	<b>SANDILANDS / SMITH</b>	MGB	36	1:32:33.558	<b>3 laps</b>	1 lap	69.28	2:25.338	36
8	74	C1	<b>FARRALL / AYLETT</b>	Diva GT	35	1:31:56.992	<b>4 laps</b>	1 lap	67.80	2:29.741	11
9	48	C1	<b>HADFIELD / SCHRYVER</b>	Lotus Elan 26R	31	1:16:47.725	<b>8 laps</b>	4 laps	71.90	2:17.483	11
10	46	C1	<b>GREEN M / GREEN D</b>	MGB	31	1:31:03.183	<b>8 laps</b>	14:15.458	60.64	2:29.862	10

### NOT CLASSIFIED

<i>DNC</i>	16	C3	<b>Andrew HADDON</b>	Jaguar E-Type	29	1:08:52.370	<b>10 laps</b>	2 laps	75.00	2:17.390	18
<i>DNC</i>	77	C3	<b>BLOOHN / NUNN</b>	TVR Griffith	28	1:20:57.289	<b>11 laps</b>	1 lap	61.61	2:21.393	9
<i>DNC</i>	61	C3	<b>WARD / BULL</b>	Chevrolet Corvette C2	27	1:05:41.520	<b>12 laps</b>	1 lap	73.21	2:21.254	14
<i>DNC</i>	10	C2	<b>WETHERELL / CAMPBELL</b>	Triumph TR4	26	1:05:56.302	<b>13 laps</b>	1 lap	70.23	2:25.662	26
<i>DNC</i>	9	C3	<b>DAVIES / RONCHETTI</b>	Chevrolet Corvette Stingray	7	17:12.610	<b>32 laps</b>	19 laps	72.45	2:24.356	3
<i>DNC</i>	11	Invital	<b>YOUNG / PERRYMAN</b>	Corvette Stingray	3	7:08.276	<b>36 laps</b>	4 laps	74.86	2:20.931	2

### FASTEST LAP

	79	C3	<b>GRIFFITHS / McINERNEY</b>	TVR Griffith	38	2:12.510		80.65 mph	129.80 kph
	48	C1	<b>HADFIELD / SCHRYVER</b>	Lotus Elan 26R	11	2:17.483		77.74 mph	125.11 kph
	11	Invital	<b>YOUNG / PERRYMAN</b>	Corvette Stingray	2	2:20.931		75.83 mph	122.05 kph
	29	C2	<b>AHLERS / BELLINGER</b>	Morgan Plus 4 SLR	28	2:21.130		75.73 mph	121.87 kph

Weather / Track : Bright / Dry  
 These results are provisional until the conclusion of any judicial and technical matters.

Snetterton 300  
 Circuit Length = 2.9689 miles  
 Start: 14:51 End: 16:24

Clerk of Course :	Timekeeper :
-------------------	--------------

# Gentleman Drivers

## RACE 3 - LAP CHART

Lap 1			Lap 2			Lap 3			Lap 4			Lap 5		
No	Behind	Laptime	No	Behind	Laptime	No	Behind	Laptime	No	Behind	Laptime	No	Behind	Laptime
79		2:22.271	79		2:19.494	79		2:21.318	79		2:22.128	79		2:20.959
47	1.774	2:24.045	11	3.502	2:20.931	11	5.193	2:23.009	48	5.877	2:21.558	16	3.899	2:17.709
11	2.065	2:24.336	47	7.173	2:24.893	48	6.447	2:20.582	47	5.943	2:21.092	47	4.654	2:19.670
61	4.010	2:26.281	48	7.183	2:22.496	47	6.979	2:21.124	16	7.149	2:17.864	48	7.008	2:22.090
48	4.181	2:26.452	61	8.638	2:24.122	61	10.959	2:23.639	61	11.545	2:22.714	61	12.832	2:22.246
9	5.886	2:28.157	77	10.349	2:22.426	16	11.413	2:22.142	9	18.482	2:26.635	77	19.994	2:21.941
77	7.417	2:29.688	16	10.589	2:21.896	9	13.975	2:24.356	77	19.012	2:25.477	85	26.419	2:25.098
72	7.962	2:30.233	9	10.937	2:24.545	77	15.663	2:26.632	72	19.440	2:21.868	72	26.495	2:28.014
85	8.021	2:30.292	85	16.325	2:27.798	72	19.700	2:24.272	85	22.280	2:24.636	29	27.952	2:25.662
16	8.187	2:30.458	72	16.746	2:28.278	85	19.772	2:24.765	29	23.249	2:24.123	9	32.769	2:35.246
29	9.907	2:32.178	29	17.661	2:27.248	29	21.254	2:24.911	10	45.819	2:30.649	10	55.408	2:30.548
10	16.354	2:38.625	10	28.771	2:31.911	10	37.298	2:29.845	74	58.053	2:33.537	74	1:09.204	2:32.110
88	21.070	2:43.341	74	35.002	2:32.958	74	46.644	2:32.960	88	1:00.117	2:33.652	88	1:12.057	2:32.899
74	21.538	2:43.809	88	36.266	2:34.690	88	48.593	2:33.645	63	1:11.134	2:36.426	63	1:25.125	2:34.950
46	21.538	2:43.809	63	40.804	2:37.391	63	56.836	2:37.350				46	3 LAPS	10:55.334
63	22.907	2:45.178												

Weather / Track : Bright / Dry

Snetterton 300  
 Circuit Length = 2.9689 miles  
 Start: 14:51 End: 16:24

**Gentleman Drivers**  
**RACE 3 - LAP CHART**

Lap 6			Lap 7			Lap 8			Lap 9			Lap 10		
No	Behind	Laptime	No	Behind	Laptime	No	Behind	Laptime	No	Behind	Laptime	No	Behind	Laptime
16		2:17.418	16		2:17.988	16		2:19.040	16		2:19.288	16		2:18.898
79	1.664	2:22.981	79	5.189	2:21.513	46	4 LAPS	2:31.377	79	7.048	2:19.380	79	7.233	2:19.083
47	2.594	2:19.257	47	6.849	2:22.243	79	6.956	2:20.807	47	7.747	2:18.634	47	7.947	2:19.098
48	4.487	2:18.796	48	6.992	2:20.493	47	8.401	2:20.592	48	13.779	2:24.588	63	1 LAP	2:36.519
61	13.488	2:21.973	61	18.964	2:23.464	48	8.479	2:20.527	46	4 LAPS	2:33.292	48	13.545	2:18.664
72	29.106	2:23.928	72	33.785	2:22.667	61	21.717	2:21.793	61	26.073	2:23.644	61	29.433	2:22.258
85	30.087	2:24.985	85	34.812	2:22.713	72	37.183	2:22.438	72	39.978	2:22.083	46	4 LAPS	2:31.957
29	30.881	2:24.246	29	37.186	2:24.293	85	39.087	2:23.315	85	42.317	2:22.518	72	42.461	2:21.381
9	40.261	2:28.809	9	47.135	2:24.862	29	42.248	2:24.102	29	46.359	2:23.399	85	45.849	2:22.430
77	56.852	2:58.175	77	1:05.771	2:26.907	77	1:11.576	2:24.845	77	1:13.681	2:21.393	29	51.481	2:24.020
10	1:04.355	2:30.264	10	1:15.413	2:29.046	10	1:26.313	2:29.940	10	1:35.828	2:28.803	77	1:16.691	2:21.908
74	1:19.143	2:31.256	74	1:32.798	2:31.643	74	1:44.376	2:30.618	74	1:55.147	2:30.059	10	1:45.415	2:28.485
88	1:24.704	2:33.964	88	1:38.837	2:32.121	88	1:50.533	2:30.736	88	2:03.131	2:31.886	74	2:06.275	2:30.026
63	1:38.858	2:35.050	63	1:56.507	2:35.637	63	2:12.890	2:35.423				88	2:13.890	2:29.657
46	3 LAPS	2:39.393												

Weather / Track : Bright / Dry

Snetterton 300  
 Circuit Length = 2.9689 miles  
 Start: 14:51 End: 16:24

**Gentleman Drivers**  
**RACE 3 - LAP CHART**

Lap 11			Lap 12			Lap 13			Lap 14			Lap 15		
No	Behind	Laptime	No	Behind	Laptime	No	Behind	Laptime	No	Behind	Laptime	No	Behind	Laptime
16		2:18.799	16		2:19.763	16		2:18.936	16		2:17.650	16		2:18.809
79	6.905	2:18.471	79	6.623	2:19.481	79	6.613	2:18.926	79	8.049	2:19.086	10	1 LAP	2:29.202
47	7.601	2:18.453	47	7.602	2:19.764	47	7.331	2:18.665	47	8.797	2:19.116	79	7.208	2:17.968
48	12.229	2:17.483	88	1 LAP	2:34.237	74	1 LAP	2:30.059	48	10.855	2:18.219	47	8.119	2:18.131
63	1 LAP	2:35.093	48	10.663	2:18.197	48	10.286	2:18.559	74	1 LAP	2:30.523	48	9.677	2:17.631
61	32.599	2:21.965	61	35.300	2:22.464	88	1 LAP	2:31.552	88	1 LAP	2:29.534	74	1 LAP	2:32.116
46	4 LAPS	2:30.727	63	1 LAP	2:36.126	61	38.157	2:21.793	61	41.761	2:21.254	61	44.727	2:21.775
72	45.993	2:22.331	72	48.823	2:22.593	72	51.762	2:21.875	72	54.960	2:20.848	88	1 LAP	2:30.612
85	49.252	2:22.202	85	52.232	2:22.743	85	53.672	2:20.376	85	57.457	2:21.435	72	56.503	2:20.352
29	57.266	2:24.584	46	4 LAPS	2:31.212	63	1 LAP	2:35.498	29	1:17.185	2:25.299	85	1:01.157	2:22.509
77	1:19.829	2:21.937	29	1:03.323	2:25.820	46	4 LAPS	2:30.076	63	1 LAP	2:34.914	29	1:23.499	2:25.123
10	1:55.117	2:28.501	77	1:36.999	2:36.933	29	1:09.536	2:25.149	46	4 LAPS	2:29.862	46	4 LAPS	2:29.890
74	2:17.217	2:29.741	10	2:03.653	2:28.299	77	1:43.472	2:25.409	77	1:54.338	2:28.516	63	1 LAP	2:34.077
						10	2:13.707	2:28.990				77	1:59.188	2:23.659

Weather / Track : Bright / Dry

Snetterton 300  
 Circuit Length = 2.9689 miles  
 Start: 14:51 End: 16:24

**Gentleman Drivers**  
**RACE 3 - LAP CHART**

Lap 16			Lap 17			Lap 18			Lap 19			Lap 20		
No	Behind	Laptime	No	Behind	Laptime	No	Behind	Laptime	No	Behind	Laptime	No	Behind	Laptime
16		2:18.639	16		2:18.518	16		2:17.390	47		2:17.913	47		2:17.480
79	5.284	2:16.715	79	3.229	2:16.463	79	3.094	2:17.255	63	2 LAPS	2:34.803	63	2 LAPS	2:34.288
47	6.793	2:17.313	47	4.750	2:16.475	47	3.722	2:16.362	85	1 LAP	2:28.346	46	6 LAPS	5:30.868
48	8.662	2:17.624	85	1 LAP	3:43.653	74	2 LAPS	3:52.537	74	2 LAPS	2:45.629	85	1 LAP	2:25.508
10	1 LAP	2:28.811	10	1 LAP	2:28.296	85	1 LAP	2:31.466	61	58.969	2:21.761	29	1 LAP	3:51.248
61	49.620	2:23.532	61	53.446	2:22.344	61	58.843	2:22.787	72	1:00.632	2:19.671	74	2 LAPS	2:37.594
74	1 LAP	2:37.844	72	1:00.577	2:20.844	72	1:02.596	2:19.409	16	1:23.676	3:45.311	72	1:04.523	2:21.371
88	1 LAP	2:28.613	88	1 LAP	2:30.933	88	1 LAP	2:29.319	88	1 LAP	2:29.294	16	1:26.429	2:20.233
72	58.251	2:20.387	48	1:34.526	3:44.382	29	1:41.332	2:24.062	79	1:51.081	4:09.622	48	1 LAP	2:28.937
29	1:28.878	2:24.018	29	1:34.660	2:24.300	10	1 LAP	3:55.074	10	1 LAP	2:30.825	79	1:52.461	2:18.860
46	4 LAPS	2:31.038	46	4 LAPS	2:30.689							10	1 LAP	2:26.776
63	1 LAP	2:34.077	63	1 LAP	2:34.406							61	2:28.226	3:46.737
												63	1 LAP	2:35.830
												88	1 LAP	3:50.613
												85	3:01.616	2:25.148
												46	5 LAPS	2:43.103

Weather / Track : Bright / Dry

Snetterton 300  
 Circuit Length = 2.9689 miles  
 Start: 14:51 End: 16:24

**Gentleman Drivers**  
**RACE 3 - LAP CHART**

Lap 21			Lap 22			Lap 23			Lap 24			Lap 25		
No	Behind	Laptime	No	Behind	Laptime	No	Behind	Laptime	No	Behind	Laptime	No	Behind	Laptime
72		2:18.391	47		2:19.865	47		2:17.391	47		2:15.634	47		2:16.527
74	2 LAPS	2:35.872	16	10.352	2:19.341	46	6 LAPS	2:35.300	29	1 LAP	2:22.585	85	1 LAP	2:24.891
47	12.298	3:35.212	74	2 LAPS	2:36.137	16	12.163	2:19.202	16	15.432	2:18.903	77	6 LAPS	2:28.020
16	23.174	2:19.659	79	28.349	2:15.160	79	27.122	2:16.164	79	26.122	2:14.634	29	1 LAP	2:21.848
79	45.352	2:15.805	48	1 LAP	2:22.870	74	2 LAPS	2:37.839	46	6 LAPS	2:36.437	16	18.478	2:19.573
48	1 LAP	2:23.573	63	2 LAPS	3:53.094	48	1 LAP	2:22.950	48	1 LAP	2:22.039	79	24.981	2:15.386
10	1 LAP	2:26.705	72	1:06.732	3:38.895	63	2 LAPS	2:31.174	74	2 LAPS	2:37.089	46	6 LAPS	2:38.555
61	1:31.344	2:26.032	10	1 LAP	2:26.075	72	1:12.649	2:23.308	63	2 LAPS	2:26.707	48	1 LAP	2:21.023
77	5 LAPS	14:31.659	61	1:20.437	2:21.256	61	1:24.567	2:21.521	72	1:16.124	2:19.109	74	2 LAPS	2:34.763
85	2:05.799	2:27.097	77	5 LAPS	2:52.650	10	1 LAP	2:26.554	61	1:31.638	2:22.705	72	1:17.870	2:18.273
88	1 LAP	2:28.670	88	1 LAP	2:23.949	88	1 LAP	2:24.562	10	1 LAP	2:25.931	63	2 LAPS	2:26.564
29	2:22.326	2:24.181	85	2:00.039	2:26.403	77	5 LAPS	2:29.579	88	1 LAP	2:22.890	61	1:37.517	2:22.406
46	5 LAPS	2:35.930	29	2:13.277	2:23.114	85	2:07.652	2:25.004				10	1 LAP	2:26.352

Weather / Track : Bright / Dry

Snetterton 300  
 Circuit Length = 2.9689 miles  
 Start: 14:51 End: 16:24

**Gentleman Drivers**  
**RACE 3 - LAP CHART**

Lap 26			Lap 27			Lap 28			Lap 29			Lap 30		
No	Behind	Laptime	No	Behind	Laptime	No	Behind	Laptime	No	Behind	Laptime	No	Behind	Laptime
47		2:15.235	47		2:15.284	47		2:15.428	47		2:15.301	47		2:16.933
88	2 LAPS	2:23.127	88	2 LAPS	2:21.889	88	2 LAPS	2:21.751	79	22.240	2:14.287	63	3 LAPS	2:28.496
85	1 LAP	2:22.841	85	1 LAP	2:25.045	79	23.254	2:14.347	88	2 LAPS	2:22.609	74	3 LAPS	2:39.170
29	1 LAP	2:21.389	29	1 LAP	2:21.615	85	1 LAP	2:23.232	85	1 LAP	2:21.789	79	20.495	2:15.188
77	6 LAPS	2:30.028	79	24.335	2:15.385	29	1 LAP	2:21.924	29	1 LAP	2:21.130	88	2 LAPS	2:22.275
16	20.720	2:17.477	16	25.141	2:19.705	16	32.721	2:23.008	16	36.173	2:18.753	85	1 LAP	2:21.222
79	24.234	2:14.488	77	6 LAPS	2:25.046	77	6 LAPS	2:22.609	77	6 LAPS	2:24.827	29	1 LAP	2:21.168
48	1 LAP	2:20.730	48	1 LAP	2:19.808	72	1:30.059	2:20.194	72	1:33.064	2:18.306	77	6 LAPS	2:24.219
46	6 LAPS	2:36.960	72	1:25.293	2:18.891	48	1 LAP	2:38.197	48	1 LAP	2:19.730	72	1:34.845	2:18.714
72	1:21.686	2:19.051	46	6 LAPS	2:35.092	46	6 LAPS	2:34.360	46	6 LAPS	2:34.446	48	1 LAP	2:20.141
74	2 LAPS	2:35.593	74	2 LAPS	2:34.858	74	2 LAPS	2:32.971						
63	2 LAPS	2:26.341	61	1:56.052	2:27.589	63	2 LAPS	2:27.262						
61	1:43.747	2:21.465	63	2 LAPS	2:36.982									
10	1 LAP	2:26.133	10	1 LAP	2:25.662									

Weather / Track : Bright / Dry

Snetterton 300  
 Circuit Length = 2.9689 miles  
 Start: 14:51 End: 16:24

**Gentleman Drivers**  
**RACE 3 - LAP CHART**

Lap 31			Lap 32			Lap 33			Lap 34			Lap 35		
No	Behind	Laptime	No	Behind	Laptime	No	Behind	Laptime	No	Behind	Laptime	No	Behind	Laptime
47		2:15.507	47		2:15.213	47		2:14.420	47		2:14.221	47		2:15.475
46	7 LAPS	2:34.547	79	19.351	2:15.338	79	18.654	2:13.723	79	18.666	2:14.233	79	16.696	2:13.505
63	3 LAPS	2:26.605	63	3 LAPS	2:27.001	63	3 LAPS	2:26.205	63	3 LAPS	2:26.213	63	3 LAPS	2:25.607
79	19.226	2:14.238	46	7 LAPS	2:33.379	46	7 LAPS	2:32.654	85	1 LAP	2:21.272	85	1 LAP	2:21.291
74	3 LAPS	2:37.183	85	1 LAP	2:22.328	85	1 LAP	2:20.905	88	2 LAPS	2:20.962	88	2 LAPS	2:20.379
85	1 LAP	2:21.245	29	1 LAP	2:22.205	88	2 LAPS	2:22.971	29	1 LAP	2:22.789	29	1 LAP	2:22.470
88	2 LAPS	2:29.245	88	2 LAPS	2:23.843	29	1 LAP	2:25.558	46	7 LAPS	2:34.713	46	7 LAPS	2:31.626
29	1 LAP	2:22.175	74	3 LAPS	2:36.300	77	6 LAPS	2:23.812	77	6 LAPS	2:22.770	72	1:57.824	2:22.660
77	6 LAPS	2:23.087	77	6 LAPS	2:23.137	74	3 LAPS	2:37.026	74	3 LAPS	2:39.900	74	3 LAPS	2:40.406
72	1:39.347	2:20.009	72	1:41.952	2:17.818	72	1:45.925	2:18.393	72	1:50.639	2:18.935			
48	1 LAP	2:18.380	48	1 LAP	2:18.233									

Weather / Track : Bright / Dry

Snetterton 300  
 Circuit Length = 2.9689 miles  
 Start: 14:51 End: 16:24

**Gentleman Drivers**  
**RACE 3 - LAP CHART**

Lap 36			Lap 37			Lap 38			Lap 39		
No	Behind	Laptime	No	Behind	Laptime	No	Behind	Laptime	No	Behind	Laptime
47		2:13.753	47		2:15.313	47		2:13.907	47		2:14.261
79	17.367	2:14.424	79	16.620	2:14.566	79	15.223	2:12.510	79	14.240	2:13.278
85	1 LAP	2:20.826	74	4 LAPS	2:38.030	74	4 LAPS	2:41.143	46	8 LAPS	2:33.905
63	3 LAPS	2:26.066	85	1 LAP	2:21.451	85	1 LAP	2:20.725	74	4 LAPS	2:37.693
88	2 LAPS	2:21.309	88	2 LAPS	2:20.861	88	2 LAPS	2:20.417	85	1 LAP	2:19.533
29	1 LAP	2:22.653	63	3 LAPS	2:25.508	63	3 LAPS	2:25.359	88	2 LAPS	2:20.564
46	7 LAPS	2:38.357	29	1 LAP	2:23.058	29	1 LAP	2:23.620	63	3 LAPS	2:25.338
72	2:03.304	2:19.233	72	2:10.456	2:22.465	72	2:14.021	2:17.472	29	1 LAP	2:23.590
			46	7 LAPS	2:34.295				72	2:29.578	2:29.818

**Oldies but Goldies (inc XK Challenge)**  
**RACE 2 QUALIFICATION - CLASSIFICATION**

POS	NO	CL	NAME	ENTRY	TIME	ON	LAPS	GAP	DIFF	MPH
1	15	XKC	<b>John BURTON</b>	Jaguar XK120 FHC	<b>2:31.731</b>	9	10			70.44
2	61	OBG/	<b>Nigel WEBB</b>	Jaguar MK1	<b>2:34.097</b>	8	8	<b>2.366</b>	2.366	69.35
3	44	XKD	<b>SKIPWORTH / DEAN</b>	Jaguar XK120	<b>2:35.208</b>	9	9	<b>3.477</b>	1.111	68.86
4	2	XKC	<b>Chris KEITH-LUCAS</b>	Jaguar XK120 Roadster	<b>2:36.572</b>	9	9	<b>4.841</b>	1.364	68.26
5	69	OBG/	<b>Peter BURTON</b>	Jaguar Mk1	<b>2:38.349</b>	8	8	<b>6.618</b>	1.777	67.49
6	22	XKC	<b>GOMM / KEITH-LUCAS</b>	Jaguar XK150	<b>2:40.865</b>	9	9	<b>9.134</b>	2.516	66.44
7	12	OBG/	<b>Tom HARRIS</b>	Jaguar MKVII	<b>2:42.066</b>	7	7	<b>10.335</b>	1.201	65.94
8	23	OBG/	<b>LOVE / LOGUE</b>	Jaguar MKVII	<b>2:43.575</b>	6	7	<b>11.844</b>	1.509	65.34
9	24	OBG/	<b>Matthew WRIGLEY</b>	Austin A35	<b>2:44.897</b>	9	9	<b>13.166</b>	1.322	64.81
10	40	XKC	<b>KEITH-LUCAS / SKIPWORTH</b>	Jaguar XK150S FHC	<b>2:47.666</b>	8	8	<b>15.935</b>	2.769	63.74
11	89	OBG/	<b>Piers TOWNSEND</b>	Daimler Dart SP250	<b>2:52.957</b>	7	8	<b>21.226</b>	5.291	61.79
12	5	OBG/	<b>DONEGAN A / DONEGAN J</b>	Austin A40 Farina	<b>3:22.752</b>	2	2	<b>51.021</b>	29.795	52.71

Car No 89 needs a working transponder - Q.12.2.1.

Weather / Track : Sunny / Dry

These results are provisional until the conclusion of any judicial and technical matters.

Snetterton 300

Circuit Length = 2.9689 miles

Start: 10:21 End: 10:50

Clerk of Course :

Timekeeper :

## Oldies but Goldies (inc XK Challenge)

### RACE 2 QUALIFICATION - LAP ANALYSIS

<b>2</b>	<b>Chris KEITH-LUCAS</b>		XKC Jaguar XK120 Roadster				
1 -	3:05.317	+ 28.745	10:25:27.466	6 -	2:37.992	+ 1.420	10:39:13.732
2 -	2:51.735	+ 15.163	10:28:19.201	7 -	2:37.372	+ 0.800	10:41:51.104
3 -	2:44.524	+ 7.952	10:31:03.725	8 -	2:36.616	+ 0.044	10:44:27.720
4 -	2:51.287	+ 14.715	10:33:55.012	9 -	<b>2:36.572</b>		<b>10:47:04.292</b>
5 -	2:40.728	+ 4.156	10:36:35.740				
<b>5</b>	<b>DONEGAN A / DONEGAN J</b>		OBGS Austin A40 Farina				
1 -	3:31.239	+ 8.487	10:25:59.243	2 -	<b>3:22.752</b>		<b>10:29:21.995</b>
<b>12</b>	<b>Tom HARRIS</b>		OBGA Jaguar MKVII				
1 -	3:08.368	+ 26.302	10:25:26.890	5 -	2:43.400	+ 1.334	10:36:37.245
2 -	2:49.677	+ 7.611	10:28:16.567	6 -	2:43.775	+ 1.709	10:39:21.020
3 -	2:45.583	+ 3.517	10:31:02.150	7 -	<b>2:42.066</b>		<b>10:42:03.086</b>
4 -	2:51.695	+ 9.629	10:33:53.845				
<b>15</b>	<b>John BURTON</b>		XKC Jaguar XK120 FHC				
1 -	3:01.446	+ 29.715	10:25:05.847	6 -	2:33.023	+ 1.292	10:38:01.727
2 -	2:38.057	+ 6.326	10:27:43.904	7 -	2:32.505	+ 0.774	10:40:34.232
3 -	2:34.960	+ 3.229	10:30:18.864	8 -	2:35.888	+ 4.157	10:43:10.120
4 -	2:34.845	+ 3.114	10:32:53.709	9 -	<b>2:31.731</b>		<b>10:45:41.851</b>
5 -	2:34.995	+ 3.264	10:35:28.704	10 -	2:32.668	+ 0.937	10:48:14.519
<b>22</b>	<b>GOMM / KEITH-LUCAS</b>		XKC Jaguar XK150				
1 -	3:00.431	+ 19.566	10:25:06.518	6 -	2:56.785	+ 15.920	10:40:15.289
2 -	2:43.989	+ 3.124	10:27:50.507	7 -	2:44.360	+ 3.495	10:42:59.649
3 -	2:45.349	+ 4.484	10:30:35.856	8 -	2:41.356	+ 0.491	10:45:41.005
4 -	2:43.124	+ 2.259	10:33:18.980	9 -	<b>2:40.865</b>		<b>10:48:21.870</b>
5 -	3:59.524 P	+ 1:18.659	10:37:18.504				
<b>23</b>	<b>LOVE / LOGUE</b>		OBGA Jaguar MKVII				
1 -	3:04.075	+ 20.500	10:25:12.520	5 -	3:08.864	+ 25.289	10:39:57.155
2 -	2:56.241	+ 12.666	10:28:08.761	6 -	<b>2:43.575</b>		<b>10:42:40.730</b>
3 -	2:52.865	+ 9.290	10:31:01.626	7 -	3:19.323 P	+ 35.748	10:46:00.053
4 -	5:46.665 P	+ 3:03.090	10:36:48.291				
<b>24</b>	<b>Matthew WRIGLEY</b>		OBGS Austin A35				
1 -	3:05.612	+ 20.715	10:25:19.190	6 -	2:48.697	+ 3.800	10:41:14.048
2 -	2:53.426	+ 8.529	10:28:12.616	7 -	2:51.807	+ 6.910	10:44:05.855
3 -	2:57.719	+ 12.822	10:31:10.335	8 -	2:47.495	+ 2.598	10:46:53.350
4 -	4:17.374 P	+ 1:32.477	10:35:27.709	9 -	<b>2:44.897</b>		<b>10:49:38.247</b>
5 -	2:57.642	+ 12.745	10:38:25.351				
<b>40</b>	<b>KEITH-LUCAS / SKIPWORTH</b>		XKC Jaguar XK150S FHC				
1 -	3:03.152	+ 15.486	10:25:13.252	5 -	2:58.335	+ 10.669	10:39:01.325
2 -	2:52.021	+ 4.355	10:28:05.273	6 -	2:49.601	+ 1.935	10:41:50.926
3 -	2:52.089	+ 4.423	10:30:57.362	7 -	2:48.127	+ 0.461	10:44:39.053
4 -	5:05.628 P	+ 2:17.962	10:36:02.990	8 -	<b>2:47.666</b>		<b>10:47:26.719</b>
<b>44</b>	<b>SKIPWORTH / DEAN</b>		XKD Jaguar XK120				
1 -	3:02.394	+ 27.186	10:25:03.622	6 -	2:44.262	+ 9.054	10:40:34.001
2 -	2:46.236	+ 11.028	10:27:49.858	7 -	2:42.699	+ 7.491	10:43:16.700
3 -	2:45.203	+ 9.995	10:30:35.061	8 -	2:40.237	+ 5.029	10:45:56.937
4 -	4:19.904 P	+ 1:44.696	10:34:54.965	9 -	<b>2:35.208</b>		<b>10:48:32.145</b>
5 -	2:54.774	+ 19.566	10:37:49.739				
<b>61</b>	<b>Nigel WEBB</b>		OBGA Jaguar MK1				
1 -	3:12.094	+ 37.997	10:25:37.888	5 -	2:35.094	+ 0.997	10:36:08.624
2 -	2:38.380	+ 4.283	10:28:16.268	6 -	2:34.860	+ 0.763	10:38:43.484
3 -	2:41.341	+ 7.244	10:30:57.609	7 -	2:34.713	+ 0.616	10:41:18.197
4 -	2:35.921	+ 1.824	10:33:33.530	8 -	<b>2:34.097</b>		<b>10:43:52.294</b>

Car No 89 needs a working transponder - Q.12.2.1.

Weather / Track : Sunny / Dry

Snetterton 300  
Circuit Length = 2.9689 miles  
Start: 10:21 End: 10:50

**Oldies but Goldies (inc XK Challenge)**  
**RACE 2 QUALIFICATION - LAP ANALYSIS**

<b>69</b>	<b>Peter BURTON</b>		OBGA Jaguar Mk1				
<b>1</b> -	3:01.015	+ 22.666	10:25:04.305	<b>5</b> -	2:39.385	+ 1.036	10:35:47.298
<b>2</b> -	2:42.839	+ 4.490	10:27:47.144	<b>6</b> -	2:39.256	+ 0.907	10:38:26.554
<b>3</b> -	2:39.364	+ 1.015	10:30:26.508	<b>7</b> -	2:44.479	+ 6.130	10:41:11.033
<b>4</b> -	2:41.405	+ 3.056	10:33:07.913	<b>8</b> -	<b>2:38.349</b>		<b>10:43:49.382</b>
<b>89</b>	<b>Piers TOWNSEND</b>		OBGB Daimler Dart SP250				
<b>1</b> -	2:58.336	+ 5.379	10:28:26.134	<b>5</b> -	2:56.882	+ 3.925	10:40:13.591
<b>2</b> -	2:56.372	+ 3.415	10:31:22.506	<b>6</b> -	2:56.059	+ 3.102	10:43:09.650
<b>3</b> -	2:55.585	+ 2.628	10:34:18.091	<b>7</b> -	<b>2:52.957</b>		<b>10:46:02.607</b>
<b>4</b> -	2:58.618	+ 5.661	10:37:16.709	<b>8</b> -	2:54.884	+ 1.927	10:48:57.491


Car No 89 needs a working transponder - Q.12.2.1.

Weather / Track : Sunny / Dry

Snetterton 300  
 Circuit Length = 2.9689 miles  
 Start: 10:21 End: 10:50

# Oldies but Goldies (inc XK Challenge)

## RACE 2 - GRID - AMENDED

ROW 6	2:52.957 89 Piers TOWNSEND	3:22.752 5 DONEGAN A / DONEGAN J
ROW 5	2:44.897 24 Matthew WRIGLEY	2:47.666 40 KEITH-LUCAS / SKIPWORTH
ROW 4	2:42.066 12 Tom HARRIS	2:43.575 23 LOVE / LOGUE
ROW 3	2:38.349 69 Peter BURTON	2:40.865 22 GOMM / KEITH-LUCAS
ROW 2	2:35.208 44 SKIPWORTH / DEAN	2:36.572 2 Chris KEITH-LUCAS
ROW 1	2:31.731 15 John BURTON	2:34.097 61 Nigel WEBB
<b>Pole</b>		
		

Snetterton 300  
Circuit Length = 2.9689 miles

**These results are provisional until the conclusion of any judicial and technical matters.**

Clerk of Course :		Timekeeper :
-------------------	--	--------------

# Oldies but Goldies (inc XK Challenge)

## RACE 2 - CLASSIFICATION

POS	NO	CL	NAME	ENTRY	LAPS	TIME	GAP	DIFF	MPH	BEST	ON
1	15	XKC	John BURTON	Jaguar XK120 FHC	8	20:36.443			69.15	2:32.134	5
2	61	OBG/	Nigel WEBB	Jaguar MK1	8	20:41.319	4.876	4.876	68.88	2:32.592	2
3	44	XKD	SKIPWORTH / DEAN	Jaguar XK120	8	20:50.381	13.938	9.062	68.38	2:32.907	6
4	2	XKC	Chris KEITH-LUCAS	Jaguar XK120 Roadster	8	20:57.065	20.622	6.684	68.01	2:35.397	7
5	69	OBG/	Peter BURTON	Jaguar Mk1	8	21:15.070	38.627	18.005	67.05	2:36.600	6
6	22	XKC	GOMM / KEITH-LUCAS	Jaguar XK150	8	21:19.137	42.694	4.067	66.84	2:36.522	6
7	12	OBG/	Tom HARRIS	Jaguar MKVII	8	21:52.285	1:15.842	33.148	65.15	2:42.089	5
8	40	XKC	KEITH-LUCAS / SKIPWORTH	Jaguar XK150S FHC	8	22:32.452	1:56.009	40.167	63.22	2:47.404	3
9	23	OBG/	LOVE / LOGUE	Jaguar MKVII	8	23:11.299	2:34.856	38.847	61.45	2:49.070	5
10	89	OBG/	Piers TOWNSEND	Daimler Dart SP250	8	23:17.016	2:40.573	5.717	61.20	2:50.453	8
11	5	OBG/	DONEGAN A / DONEGAN J	Austin A40 Farina	8	23:19.118	2:42.675	2.102	61.11	2:50.659	8

### NOT CLASSIFIED

DNF	24	OBG/	Matthew WRIGLEY	Austin A35	5	13:45.789	3 laps	3 laps	64.71	2:43.224	4
-----	----	------	-----------------	------------	---	-----------	--------	--------	-------	----------	---

### FASTEST LAP

15	XKC	John BURTON	Jaguar XK120 FHC	5	2:32.134	70.25 mph	113.06 kph
61	OBG/	Nigel WEBB	Jaguar MK1	2	2:32.592	70.04 mph	112.72 kph
44	XKD	SKIPWORTH / DEAN	Jaguar XK120	6	2:32.907	69.89 mph	112.49 kph
24	OBG/	Matthew WRIGLEY	Austin A35	4	2:43.224	65.48 mph	105.38 kph
89	OBG/	Piers TOWNSEND	Daimler Dart SP250	8	2:50.453	62.70 mph	100.91 kph

Weather / Track : Sunny / Dry

These results are provisional until the conclusion of any judicial and technical matters.

Snetterton 300

Circuit Length = 2.9689 miles

Start: 14:13 End: 14:36

Clerk of Course :	Timekeeper :
-------------------	--------------

# Oldies but Goldies (inc XK Challenge)

## RACE 2 - LAP CHART

Lap 1			Lap 2			Lap 3			Lap 4			Lap 5		
No	Behind	Laptime	No	Behind	Laptime	No	Behind	Laptime	No	Behind	Laptime	No	Behind	Laptime
15		2:37.989	15		2:34.657	15		2:33.410	15		2:34.350	15		2:32.134
44	1.605	2:39.594	61	0.906	2:32.592	61	1.288	2:33.792	61	1.106	2:34.168	61	3.898	2:34.926
61	2.971	2:40.960	2	5.990	2:35.445	2	8.029	2:35.449	2	10.135	2:36.456	2	14.075	2:36.074
2	5.202	2:43.191	44	6.962	2:40.014	44	10.200	2:36.648	44	12.041	2:36.191	44	16.233	2:36.326
69	5.297	2:43.286	69	10.194	2:39.554	69	15.312	2:38.528	69	19.367	2:38.405	69	25.145	2:37.912
22	7.202	2:45.191	22	10.886	2:38.341	22	15.554	2:38.078	22	19.950	2:38.746	22	25.698	2:37.882
12	8.948	2:46.937	12	17.018	2:42.727	12	30.629	2:47.021	12	38.458	2:42.179	12	48.413	2:42.089
24	10.990	2:48.979	24	20.403	2:44.070	24	31.405	2:44.412	24	40.279	2:43.224	24	53.249	2:45.104
23	15.365	2:53.354	40	28.921	2:47.620	40	42.915	2:47.404	40	56.503	2:47.938	40	1:14.160	2:49.791
40	15.958	2:53.947	23	30.961	2:50.253	23	47.508	2:49.957	23	1:02.358	2:49.200	23	1:19.294	2:49.070
89	19.615	2:57.604	89	40.137	2:55.179	89	1:02.118	2:55.391	89	1:21.924	2:54.156	89	1:45.223	2:55.433
5	24.707	3:02.696	5	46.076	2:56.026	5	1:07.174	2:54.508	5	1:27.781	2:54.957	5	1:51.502	2:55.855

Weather / Track : Sunny / Dry

Snetterton 300  
 Circuit Length = 2.9689 miles  
 Start: 14:13 End: 14:36

## Oldies but Goldies (inc XK Challenge)

### RACE 2 - LAP CHART


Lap 6			Lap 7			Lap 8		
No	Behind	Laptime	No	Behind	Laptime	No	Behind	Laptime
15		2:32.921	15		2:35.087	15		2:35.895
61	5.221	2:34.244	61	3.918	2:33.784	61	4.876	2:36.853
44	16.219	2:32.907	44	14.741	2:33.609	44	13.938	2:35.092
2	18.530	2:37.376	2	18.840	2:35.397	2	20.622	2:37.677
69	28.824	2:36.600	69	33.126	2:39.389	69	38.627	2:41.396
22	29.299	2:36.522	22	37.108	2:42.896	22	42.694	2:41.481
12	58.660	2:43.168	12	1:07.657	2:44.084	12	1:15.842	2:44.080
40	1:29.466	2:48.227	40	1:43.487	2:49.108	40	1:56.009	2:48.417
23	1:37.161	2:50.788	23	2:02.012	2:59.938	23	2:34.856	3:08.739
89	2:09.191	2:56.889	89	2:26.015	2:51.911	89	2:40.573	2:50.453
5	2:11.197	2:52.616	5	2:27.911	2:51.801	5	2:42.675	2:50.659

Weather / Track : Sunny / Dry

Snetterton 300  
Circuit Length = 2.9689 miles  
Start: 14:13 End: 14:36

# Oldies but Goldies (inc XK Challenge)

## RACE 4 - GRID

ROW 6	5   DONEGAN A / DONEGAN J	24   Matthew WRIGLEY
ROW 5	23   LOVE / LOGUE	89   Piers TOWNSEND
ROW 4	12   Tom HARRIS	40   KEITH-LUCAS / SKIPWORTH
ROW 3	69   Peter BURTON	22   GOMM / KEITH-LUCAS
ROW 2	44   SKIPWORTH / DEAN	2   Chris KEITH-LUCAS
ROW 1	15   John BURTON	61   Nigel WEBB
<b>Pole</b>		
		

Snetterton 300  
Circuit Length = 2.9689 miles

**These results are provisional until the conclusion of any judicial and technical matters.**

Clerk of Course :		Timekeeper :
-------------------	--	--------------

# Oldies but Goldies (inc XK Challenge)

## RACE 4 - CLASSIFICATION

POS	NO	CL	NAME	ENTRY	LAPS	TIME	GAP	DIFF	MPH	BEST	ON
1	44	XKD	<b>SKIPWORTH / DEAN</b>	Jaguar XK120	8	20:17.842			70.20	2:28.993	6
2	15	XKC	<b>John BURTON</b>	Jaguar XK120 FHC	8	20:29.408	<b>11.566</b>	11.566	69.54	2:30.722	7
3	2	XKC	<b>Chris KEITH-LUCAS</b>	Jaguar XK120 Roadster	8	20:53.486	<b>35.644</b>	24.078	68.21	2:33.520	4
4	22	XKC	<b>GOMM / KEITH-LUCAS</b>	Jaguar XK150	8	20:58.813	<b>40.971</b>	5.327	67.92	2:34.773	8
5	69	OBG/	<b>Peter BURTON</b>	Jaguar Mk1	8	21:12.399	<b>54.557</b>	13.586	67.19	2:35.984	5
6	40	XKC	<b>KEITH-LUCAS / SKIPWORTH</b>	Jaguar XK150S FHC	8	21:37.338	<b>1:19.496</b>	24.939	65.90	2:39.592	8
7	12	OBG/	<b>Tom HARRIS</b>	Jaguar MKVII	8	21:38.537	<b>1:20.695</b>	1.199	65.84	2:38.878	4
8	23	OBG/	<b>LOVE / LOGUE</b>	Jaguar MKVII	8	21:53.320	<b>1:35.478</b>	14.783	65.10	2:41.191	5
9	24	OBG/	<b>Matthew WRIGLEY</b>	Austin A35	8	22:06.845	<b>1:49.003</b>	13.525	64.44	2:41.680	5
10	89	OBG/	<b>Piers TOWNSEND</b>	Daimler Dart SP250	7	20:31.921	<b>1 lap</b>	1 lap	60.73	2:54.394	4
11	5	OBG/	<b>DONEGAN A / DONEGAN J</b>	Austin A40 Farina	7	22:30.972	<b>1 lap</b>	1:59.051	55.37	3:07.560	7

### FASTEST LAP

44	XKD	<b>SKIPWORTH / DEAN</b>	Jaguar XK120	6	2:28.993	71.73 mph	115.44 kph
15	XKC	<b>John BURTON</b>	Jaguar XK120 FHC	7	2:30.722	70.91 mph	114.12 kph
69	OBG/	<b>Peter BURTON</b>	Jaguar Mk1	5	2:35.984	68.52 mph	110.27 kph
24	OBG/	<b>Matthew WRIGLEY</b>	Austin A35	5	2:41.680	66.10 mph	106.38 kph
89	OBG/	<b>Piers TOWNSEND</b>	Daimler Dart SP250	4	2:54.394	61.28 mph	98.63 kph

Weather / Track : Bright / Dry

These results are provisional until the conclusion of any judicial and technical matters.

Snetterton 300

Circuit Length = 2.9689 miles

Start: 16:36 End: 16:59

Clerk of Course :	Timekeeper :
-------------------	--------------

**Oldies but Goldies (inc XK Challenge)**  
**RACE 4 - COMBINED RACE CLASSIFICATION**

POS	NO	CL	NAME	ENTRY	TOTAL		RACE 1		RACE 2	
					LAPS	TIME	LAPS	TIME	LAPS	TIME
1	15	XKC	<b>John BURTON</b>	Jaguar XK120 FHC	16	<b>41:05.851</b>	8	20:36.443	8	20:29.408
2	44	XKD	<b>SKIPWORTH / DEAN</b>	Jaguar XK120	16	<b>41:08.223</b>	8	20:50.381	8	20:17.842
3	2	XKC	<b>Chris KEITH-LUCAS</b>	Jaguar XK120 Roadster	16	<b>41:50.551</b>	8	20:57.065	8	20:53.486
4	22	XKC	<b>GOMM / KEITH-LUCAS</b>	Jaguar XK150	16	<b>42:17.950</b>	8	21:19.137	8	20:58.813
5	69	OBG/	<b>Peter BURTON</b>	Jaguar Mk1	16	<b>42:27.469</b>	8	21:15.070	8	21:12.399
6	12	OBG/	<b>Tom HARRIS</b>	Jaguar MKVII	16	<b>43:30.822</b>	8	21:52.285	8	21:38.537
7	40	XKC	<b>KEITH-LUCAS / SKIPWORTH</b>	Jaguar XK150S FHC	16	<b>44:09.790</b>	8	22:32.452	8	21:37.338
8	23	OBG/	<b>LOVE / LOGUE</b>	Jaguar MKVII	16	<b>45:04.619</b>	8	23:11.299	8	21:53.320
9	89	OBG/	<b>Piers TOWNSEND</b>	Daimler Dart SP250	15	<b>43:48.937</b>	8	23:17.016	7	20:31.921
10	5	OBG/	<b>DONEGAN A / DONEGAN J</b>	Austin A40 Farina	15	<b>45:50.090</b>	8	23:19.118	7	22:30.972
11	24	OBG/	<b>Matthew WRIGLEY</b>	Austin A35	13	<b>35:52.634</b>	5	13:45.789	8	22:06.845
12	61	OBG/	<b>Nigel WEBB</b>	Jaguar MK1	8	<b>20:41.319</b>	8	20:41.319		

Weather / Track : Bright / Dry  
 These results are provisional until the conclusion of any judicial and technical matters.

Snetterton 300  
 Circuit Length = 2.9689 miles  
 Start: 16:36 End: 16:59

Clerk of Course :		Timekeeper :
-------------------	--	--------------

# Oldies but Goldies (inc XK Challenge)

## RACE 4 - LAP CHART

Lap 1			Lap 2			Lap 3			Lap 4			Lap 5		
No	Behind	Laptime	No	Behind	Laptime	No	Behind	Laptime	No	Behind	Laptime	No	Behind	Laptime
15		2:37.899	44		2:33.085	15		2:31.460	15		2:32.808	44		2:30.613
44	0.859	2:38.758	15	1.004	2:34.948	44	3.222	2:35.686	44	0.888	2:30.474	15	1.019	2:32.520
2	1.029	2:38.928	2	6.538	2:39.453	2	9.869	2:35.795	2	10.581	2:33.520	5	1 LAP	3:12.645
69	6.127	2:44.026	69	12.093	2:39.910	22	17.029	2:37.372	22	22.088	2:37.867	2	15.921	2:36.841
22	7.857	2:45.756	22	12.121	2:38.208	69	19.899	2:40.270	69	23.934	2:36.843	22	25.766	2:35.179
40	10.281	2:48.180	40	18.335	2:41.998	40	28.568	2:42.697	40	37.618	2:41.858	69	28.417	2:35.984
23	10.767	2:48.666	23	18.863	2:42.040	23	29.062	2:42.663	23	38.246	2:41.992	40	47.012	2:40.895
24	13.398	2:51.297	12	26.702	2:41.224	12	34.683	2:40.445	12	40.753	2:38.878	23	47.936	2:41.191
12	19.422	2:57.321	24	28.684	2:49.230	24	42.295	2:46.075	24	54.082	2:44.595	12	48.264	2:39.012
89	23.135	3:01.034	89	45.041	2:55.850	89	1:07.866	2:55.289	89	1:29.452	2:54.394	24	1:04.261	2:41.680
5	42.886	3:20.785	5	1:23.440	3:14.498	5	2:04.889	3:13.913				89	1:53.014	2:55.063

Weather / Track : Bright / Dry

Snetterton 300  
 Circuit Length = 2.9689 miles  
 Start: 16:36 End: 16:59

## Oldies but Goldies (inc XK Challenge)

### RACE 4 - LAP CHART

Lap 6			Lap 7			Lap 8		
No	Behind	Laptime	No	Behind	Laptime	No	Behind	Laptime
44		2:28.993	44		2:29.684	44		2:30.549
15	3.774	2:31.748	15	4.812	2:30.722	15	11.566	2:37.303
2	24.016	2:37.088	2	29.851	2:35.519	89	1 LAP	2:54.565
22	31.623	2:34.850	22	36.747	2:34.808	2	35.644	2:36.342
69	36.760	2:37.336	69	45.007	2:37.931	22	40.971	2:34.773
5	1 LAP	3:10.988	40	1:10.453	2:40.265	69	54.557	2:40.099
40	59.872	2:41.853	12	1:11.130	2:39.694	40	1:19.496	2:39.592
23	1:00.515	2:41.572	23	1:23.924	2:53.093	12	1:20.695	2:40.114
12	1:01.120	2:41.849	24	1:34.810	2:44.304	23	1:35.478	2:42.103
24	1:20.190	2:44.922	5	1 LAP	3:10.583	24	1:49.003	2:44.742
89	2:19.747	2:55.726				5	1 LAP	3:07.560

Weather / Track : Bright / Dry

Snetterton 300  
Circuit Length = 2.9689 miles  
Start: 16:36 End: 16:59

# Easter Allcomers

## RACE 5 QUALIFICATION - CLASSIFICATION

POS	NO	CL	NAME	ENTRY	TIME	ON	LAPS	GAP	DIFF	MPH
1	65		<b>Chris GOODWIN</b>	Lotus 23B	<b>2:08.606</b>	9	9			83.10
2	72		<b>Russell PATERSON</b>	Morgan Plus 8	<b>2:09.653</b>	8	9	<b>1.047</b>	1.047	82.43
3	33		<b>Mark BATES</b>	Porsche 911 RSR	<b>2:12.080</b>	6	7	<b>3.474</b>	2.427	80.92
4	42		<b>Tom POCHCIOL</b>	Ford Capri	<b>2:16.655</b>	2	4	<b>8.049</b>	4.575	78.21
5	30		<b>Mike WRIGLEY</b>	Ford Escort MK1	<b>2:18.321</b>	2	2	<b>9.715</b>	1.666	77.27
6	47		<b>Chris SCRAGG</b>	Jaguar E-Type	<b>2:23.772</b>	2	2	<b>15.166</b>	5.451	74.34
7	12		<b>James PATERSON</b>	Lotus Eleven	<b>2:24.253</b>	3	6	<b>15.647</b>	0.481	74.09
8	82		<b>Paul POCHCIOL</b>	Ford Lotus Cortina Mk 1	<b>2:28.095</b>	8	8	<b>19.489</b>	3.842	72.17
9	26		<b>Hamish COOK</b>	Austin Mini Cooper S	<b>2:34.930</b>	2	6	<b>26.324</b>	6.835	68.98
10	44		<b>Mike BELL</b>	Porsche 924	<b>2:37.092</b>	2	2	<b>28.486</b>	2.162	68.03
11	24		<b>Matthew WRIGLEY</b>	Austin A35	<b>2:46.324</b>	4	4	<b>37.718</b>	9.232	64.26
12	5		<b>Aiden DONEGAN</b>	Austin A40 Farina	<b>2:55.711</b>	4	6	<b>47.105</b>	9.387	60.82

Weather / Track : Sunny / Dry

These results are provisional until the conclusion of any judicial and technical matters.

Snetterton 300

Circuit Length = 2.9689 miles

Start: 10:56 End: 11:18

Clerk of Course :

Timekeeper :

# Easter Allcomers


## RACE 5 QUALIFICATION - LAP ANALYSIS

<b>5</b>	<b>Aiden DONEGAN</b>		Austin A40 Farina			
1 -	4:31.723	+ 1:36.012	11:02:20.184	4 -	<b>2:55.711</b>	<b>11:11:12.123</b>
2 -	2:58.195	+ 2.484	11:05:18.379	5 -	3:01.585	+ 5.874
3 -	2:58.033	+ 2.322	11:08:16.412	6 -	2:56.353	+ 0.642
<b>12</b>	<b>James PATERSON</b>		Lotus Eleven			
1 -	2:39.456	+ 15.203	10:59:36.435	4 -	2:25.872	+ 1.619
2 -	2:29.606	+ 5.353	11:02:06.041	5 -	2:24.556	+ 0.303
3 -	<b>2:24.253</b>		<b>11:04:30.294</b>	6 -	2:27.146	+ 2.893
<b>24</b>	<b>Matthew WRIGLEY</b>		Austin A35			
1 -	3:04.971	+ 18.647	11:00:47.691	3 -	2:49.833	+ 3.509
2 -	2:47.655	+ 1.331	11:03:35.346	4 -	<b>2:46.324</b>	<b>11:09:11.503</b>
<b>26</b>	<b>Hamish COOK</b>		Austin Mini Cooper S			
1 -	2:41.354	+ 6.424	10:59:45.032	4 -	5:20.628 P	+ 2:45.698
2 -	<b>2:34.930</b>		<b>11:02:19.962</b>	5 -	2:55.131	+ 20.201
3 -	2:47.933	+ 13.003	11:05:07.895	6 -	2:47.175	+ 12.245
<b>30</b>	<b>Mike WRIGLEY</b>		Ford Escort MK1			
1 -	2:29.790	+ 11.469	10:59:37.782	2 -	<b>2:18.321</b>	<b>11:01:56.103</b>
<b>33</b>	<b>Mark BATES</b>		Porsche 911 RSR			
1 -	2:33.818	+ 21.738	10:59:33.926	5 -	2:17.338	+ 5.258
2 -	2:19.399	+ 7.319	11:01:53.325	6 -	<b>2:12.080</b>	<b>11:11:58.872</b>
3 -	2:15.874	+ 3.794	11:04:09.199	7 -	2:13.034	+ 0.954
4 -	3:20.255 P	+ 1:08.175	11:07:29.454			
<b>42</b>	<b>Tom POCHCIOL</b>		Ford Capri			
1 -	2:27.753	+ 11.098	10:59:55.181	3 -	2:23.289	+ 6.634
2 -	<b>2:16.655</b>		<b>11:02:11.836</b>	4 -	2:17.407	+ 0.752
<b>44</b>	<b>Mike BELL</b>		Porsche 924			
1 -	2:46.179	+ 9.087	10:59:51.940	2 -	<b>2:37.092</b>	<b>11:02:29.032</b>
<b>47</b>	<b>Chris SCRAGG</b>		Jaguar E-Type			
1 -	2:33.952	+ 10.180	10:59:26.142	2 -	<b>2:23.772</b>	<b>11:01:49.914</b>
<b>65</b>	<b>Chris GOODWIN</b>		Lotus 23B			
1 -	2:22.794	+ 14.188	10:59:18.174	6 -	2:22.212	+ 13.606
2 -	2:13.735	+ 5.129	11:01:31.909	7 -	2:09.392	+ 0.786
3 -	2:12.660	+ 4.054	11:03:44.569	8 -	2:08.992	+ 0.386
4 -	2:12.899	+ 4.293	11:05:57.468	9 -	<b>2:08.606</b>	<b>11:16:58.739</b>
5 -	2:12.069	+ 3.463	11:08:09.537			
<b>72</b>	<b>Russell PATERSON</b>		Morgan Plus 8			
1 -	2:26.473	+ 16.820	10:59:25.489	6 -	2:10.717	+ 1.064
2 -	2:13.165	+ 3.512	11:01:38.654	7 -	2:10.047	+ 0.394
3 -	2:10.813	+ 1.160	11:03:49.467	8 -	<b>2:09.653</b>	<b>11:14:41.154</b>
4 -	2:10.450	+ 0.797	11:05:59.917	9 -	2:11.135	+ 1.482
5 -	2:10.820	+ 1.167	11:08:10.737			
<b>82</b>	<b>Paul POCHCIOL</b>		Ford Lotus Cortina Mk 1			
1 -	2:40.177	+ 12.082	11:00:30.273	5 -	2:28.986	+ 0.891
2 -	2:32.771	+ 4.676	11:03:03.044	6 -	2:30.169	+ 2.074
3 -	2:33.488	+ 5.393	11:05:36.532	7 -	2:29.115	+ 1.020
4 -	2:28.461	+ 0.366	11:08:04.993	8 -	<b>2:28.095</b>	<b>11:18:01.358</b>

Weather / Track : Sunny / Dry

Snetterton 300  
Circuit Length = 2.9689 miles  
Start: 10:56 End: 11:18

**Easter Allcomers  
RACE 5 - GRID - 2nd AMENDED**

ROW 6	2:55.711 5   Aiden DONEGAN	
ROW 5	2:34.930 26   Hamish COOK	2:46.324 24   Matthew WRIGLEY
ROW 4	2:24.253 12   James PATERSON	2:28.095 82   Paul POCHCIOL
ROW 3	2:18.321 30   Mike WRIGLEY	2:23.772 47   Chris SCRAGG
ROW 2	2:12.080 33   Mark BATES	2:16.655 42   Tom POCHCIOL
ROW 1	2:08.606 65   Chris GOODWIN	2:09.653 72   Russell PATERSON
<b>Pole</b>		
		

Snetterton 300  
Circuit Length = 2.9689 miles

**These results are provisional until the conclusion of any judicial and technical matters.**

Clerk of Course :		Timekeeper :

# Easter Allcomers

## RACE 5 - CLASSIFICATION

POS	NO	CL	NAME	ENTRY	LAPS	TIME	GAP	DIFF	MPH	BEST	ON
1	72		<b>Russell PATERSON</b>	Morgan Plus 8	10	21:51.237			81.51	2:09.020	6
2	65		<b>Chris GOODWIN</b>	Lotus 23B	10	21:51.302	<b>0.065</b>	0.065	81.50	2:09.933	4
3	33		<b>Mark BATES</b>	Porsche 911 RSR	10	21:51.844	<b>0.607</b>	0.542	81.47	2:09.511	8
4	42		<b>Tom POCHCIOL</b>	Ford Capri	10	22:56.768	<b>1:05.531</b>	1:04.924	77.63	2:14.227	6
5	12		<b>James PATERSON</b>	Lotus Eleven	9	21:52.703	<b>1 lap</b>	1 lap	73.27	2:23.553	2
6	5		<b>Aiden DONEGAN</b>	Austin A40 Farina	8	23:00.056	<b>2 laps</b>	1 lap	61.95	2:49.621	6
NOT CLASSIFIED											
DNF	82		<b>Paul POCHCIOL</b>	Ford Lotus Cortina Mk 1	2	5:04.266	<b>8 laps</b>	6 laps	70.25	2:29.339	2
DNF	24		<b>Matthew WRIGLEY</b>	Austin A35	0						
FASTEST LAP											
	72		<b>Russell PATERSON</b>	Morgan Plus 8	6	2:09.020			82.84 mph	133.31 kph	

Weather / Track : Bright / Dry  
 These results are provisional until the conclusion of any judicial and technical matters.

Snetterton 300  
 Circuit Length = 2.9689 miles  
 Start: 17:12 End: 17:36

Clerk of Course :		Timekeeper :
-------------------	--	--------------

**Easter Allcomers  
RACE 5 - LAP CHART**

Lap 1			Lap 2			Lap 3			Lap 4			Lap 5		
No	Behind	Laptime	No	Behind	Laptime	No	Behind	Laptime	No	Behind	Laptime	No	Behind	Laptime
65		2:14.832	65		2:11.785	65		2:10.382	65		2:09.933	65		2:12.287
72	2.027	2:16.859	72	1.678	2:11.436	72	2.749	2:11.453	72	2.296	2:09.480	72	0.520	2:10.511
33	2.845	2:17.677	33	2.345	2:11.285	33	3.204	2:11.241	33	3.199	2:09.928	33	1.219	2:10.307
42	11.974	2:26.806	42	21.863	2:21.674	42	29.627	2:18.146	42	36.055	2:16.361	5	1 LAP	2:53.644
12	16.223	2:31.055	12	27.991	2:23.553	12	41.400	2:23.791	12	55.348	2:23.881	42	40.006	2:16.238
82	20.095	2:34.927	82	37.649	2:29.339	5	2:08.187	2:51.853				12	1:09.657	2:26.596
5	43.794	2:58.626	5	1:26.716	2:54.707									

Weather / Track : Bright / Dry

Snetterton 300  
Circuit Length = 2.9689 miles  
Start: 17:12 End: 17:36

**Easter Allcomers  
RACE 5 - LAP CHART**

Lap 6			Lap 7			Lap 8			Lap 9			Lap 10		
No	Behind	Laptime	No	Behind	Laptime	No	Behind	Laptime	No	Behind	Laptime	No	Behind	Laptime
72		2:09.020	72		2:10.867	72		2:09.775	72		2:10.495	72		2:11.341
65	0.814	2:10.354	65	0.148	2:10.201	65	0.910	2:10.537	65	0.927	2:10.512	65	0.065	2:10.479
33	1.358	2:09.679	33	1.798	2:11.307	33	1.534	2:09.511	33	1.389	2:10.350	33	0.607	2:10.559
42	44.693	2:14.227	42	49.450	2:15.624	42	55.187	2:15.512	5	2 LAPS	2:50.764	12	1 LAP	2:26.485
5	1 LAP	2:50.803	12	1:42.093	2:27.742	12	1:56.817	2:24.499	42	1:00.709	2:16.017	42	1:05.531	2:16.163
12	1:25.218	2:25.101	5	1 LAP	2:49.621							5	2 LAPS	2:50.038

Weather / Track : Bright / Dry

Snetterton 300  
Circuit Length = 2.9689 miles  
Start: 17:12 End: 17:36

# 1970's Celebration Race

## RACE 6 QUALIFICATION - CLASSIFICATION

POS	NO	CL	NAME	ENTRY	TIME	ON	LAPS	GAP	DIFF	MPH
1	72	INV	<b>Russell PATERSON</b>	Morgan Plus 8	<b>2:08.859</b>	3	7			82.94
2	33	2A	<b>Mark BATES</b>	Porsche 911 RSR	<b>2:11.195</b>	3	4	<b>2.336</b>	2.336	81.46
3	40	2D	<b>Mike BELL</b>	Ford Escort RS 1600	<b>2:17.426</b>	5	6	<b>8.567</b>	6.231	77.77
4	6	TCA	<b>HALLFORD / CRUDGINGTON</b>	Chevrolet Camaro Z28	<b>2:24.585</b>	3	7	<b>15.726</b>	7.159	73.92
5	68	2D	<b>Mark WRIGHT</b>	Ford Escort RS 1800	<b>2:27.076</b>	2	2	<b>18.217</b>	2.491	72.67
6	16	2D	<b>Eric WOOLEY</b>	Ford Escort	<b>2:28.020</b>	2	2	<b>19.161</b>	0.944	72.20
7	2	GT	<b>Chris REA</b>	Ferrari 308 GT4	<b>2:29.983</b>	7	8	<b>21.124</b>	1.963	71.26

Weather / Track : Sunny / Dry  
These results are provisional until the conclusion of any judicial and technical matters.

Snetterton 300  
Circuit Length = 2.9689 miles  
Start: 11:31 End: 11:53

Clerk of Course :		Timekeeper :
-------------------	--	--------------

# 1970's Celebration Race


## RACE 6 QUALIFICATION - LAP ANALYSIS

<b>2</b>	<b>Chris REA</b>		GT Ferrari 308 GT4				
1 -	2:50.728	+ 20.745	11:34:34.919	5 -	2:30.725	+ 0.742	11:44:48.769
2 -	2:36.346	+ 6.363	11:37:11.265	6 -	2:31.529	+ 1.546	11:47:20.298
3 -	2:33.964	+ 3.981	11:39:45.229	7 -	<b>2:29.983</b>		<b>11:49:50.281</b>
4 -	2:32.815	+ 2.832	11:42:18.044	8 -	2:31.139	+ 1.156	11:52:21.420
<b>6</b>	<b>HALLFORD / CRUDGINGTON</b>		TCA Chevrolet Camaro Z28				
1 -	2:39.645	+ 15.060	11:34:29.339	5 -	2:42.918	+ 18.333	11:46:45.896
2 -	2:26.102	+ 1.517	11:36:55.441	6 -	2:34.054	+ 9.469	11:49:19.950
3 -	<b>2:24.585</b>		<b>11:39:20.026</b>	7 -	2:30.272	+ 5.687	11:51:50.222
4 -	4:42.952 P	+ 2:18.367	11:44:02.978				
<b>16</b>	<b>Eric WOOLEY</b>		2D Ford Escort				
1 -	2:41.507	+ 13.487	11:34:38.802	2 -	<b>2:28.020</b>		<b>11:37:06.822</b>
<b>33</b>	<b>Mark BATES</b>		2A Porsche 911 RSR				
1 -	2:24.768	+ 13.573	11:34:17.895	3 -	<b>2:11.195</b>		<b>11:38:41.127</b>
2 -	2:12.037	+ 0.842	11:36:29.932	4 -	2:11.290	+ 0.095	11:40:52.417
<b>40</b>	<b>Mike BELL</b>		2D Ford Escort RS 1600				
1 -	2:38.774	+ 21.348	11:34:30.393	4 -	2:19.335	+ 1.909	11:41:31.103
2 -	2:21.581	+ 4.155	11:36:51.974	5 -	<b>2:17.426</b>		<b>11:43:48.529</b>
3 -	2:19.794	+ 2.368	11:39:11.768	6 -	2:21.178	+ 3.752	11:46:09.707
<b>68</b>	<b>Mark WRIGHT</b>		2D Ford Escort RS 1800				
1 -	2:34.988	+ 7.912	11:34:20.751	2 -	<b>2:27.076</b>		<b>11:36:47.827</b>
<b>72</b>	<b>Russell PATERSON</b>		INV Morgan Plus 8				
1 -	2:17.978	+ 9.119	11:34:17.810	5 -	2:09.000	+ 0.141	11:42:55.065
2 -	2:09.548	+ 0.689	11:36:27.358	6 -	2:09.059	+ 0.200	11:45:04.124
3 -	<b>2:08.859</b>		<b>11:38:36.217</b>	7 -	2:10.567	+ 1.708	11:47:14.691
4 -	2:09.848	+ 0.989	11:40:46.065				

Weather / Track : Sunny / Dry

# 1970's Celebration Race

## RACE 6 - GRID

ROW 4	2:29.983 2   Chris REA	
ROW 3	2:27.076 68   Mark WRIGHT	2:28.020 16   Eric WOOLEY
ROW 2	2:17.426 40   Mike BELL	2:24.585 6   HALLFORD / CRUDGINGTON
ROW 1	2:08.859 72   Russell PATERSON	2:11.195 33   Mark BATES
<b>Pole</b>		
		

Snetterton 300  
Circuit Length = 2.9689 miles

**These results are provisional until the conclusion of any judicial and technical matters.**

Clerk of Course :		Timekeeper :
-------------------	--	--------------

# 1970's Celebration Race

## RACE 6 - CLASSIFICATION

POS	NO	CL	NAME	ENTRY	LAPS	TIME	GAP	DIFF	MPH	BEST	ON
1	33	2A	Mark BATES	Porsche 911 RSR	14	31:16.337			79.74	2:07.088	2
2	72	INV	Russell PATERSON	Morgan Plus 8	14	32:10.768	54.431	54.431	77.49	2:06.922	5
3	40	2D	Mike BELL	Ford Escort RS 1600	14	32:53.550	1:37.213	42.782	75.81	2:12.794	9
4	68	2D	Mark WRIGHT	Ford Escort RS 1800	13	34:19.428	1 lap	1 lap	67.46	2:11.805	4
NOT CLASSIFIED											
DNF	2	GT	Chris REA	Ferrari 308 GT4	10	26:04.520	4 laps	3 laps	68.31	2:25.377	8
DNF	6	TCA	HALLFORD / CRUDGINGTON	Chevrolet Camaro Z28	7	18:51.245	7 laps	3 laps	66.13	2:25.951	2
DNF	16	2D	Eric WOOLEY	Ford Escort	1	2:33.406	13 laps	6 laps	69.67		
FASTEST LAP											
72	INV	Russell PATERSON	Morgan Plus 8	5	2:06.922			84.20 mph		135.52 kph	
33	2A	Mark BATES	Porsche 911 RSR	2	2:07.088			84.09 mph		135.34 kph	
68	2D	Mark WRIGHT	Ford Escort RS 1800	4	2:11.805			81.09 mph		130.50 kph	
2	GT	Chris REA	Ferrari 308 GT4	8	2:25.377			73.51 mph		118.31 kph	
6	TCA	HALLFORD / CRUDGINGTON	Chevrolet Camaro Z28	2	2:25.951			73.23 mph		117.85 kph	

Car No 68 - 75 second penalty - Pit Window Infringment

Weather / Track : Bright / Dry

These results are provisional until the conclusion of any judicial and technical matters.

Snetterton 300

Circuit Length = 2.9689 miles

Start: 17:51 End: 18:25

Clerk of Course :		Timekeeper :	
-------------------	--	--------------	--

**1970's Celebration Race**  
**RACE 6 - LAP CHART**

Lap 1			Lap 2			Lap 3			Lap 4			Lap 5		
No	Behind	Laptime	No	Behind	Laptime	No	Behind	Laptime	No	Behind	Laptime	No	Behind	Laptime
33		2:11.406	33		2:07.088	33		2:07.604	33		2:07.346	72		2:06.922
72	0.386	2:11.792	72	1.711	2:08.413	72	1.569	2:07.462	72	2.208	2:07.985	68	26.816	2:12.569
68	6.398	2:17.804	68	14.025	2:14.715	68	18.918	2:12.497	68	23.377	2:11.805	40	45.617	2:15.761
40	11.580	2:22.986	40	21.157	2:16.665	40	30.391	2:16.838	40	38.986	2:15.941	33	1:15.338	3:24.468
16	22.000	2:33.406	6	41.199	2:25.951	6	1:00.542	2:26.947	6	1:20.130	2:26.934	6	1:37.050	2:26.050
6	22.336	2:33.742	2	45.471	2:27.933	2	1:06.537	2:28.670	2	1:26.704	2:27.513	2	1:44.641	2:27.067
2	24.626	2:36.032												

Weather / Track : Bright / Dry

Snetterton 300  
 Circuit Length = 2.9689 miles  
 Start: 17:51 End: 18:25

**1970's Celebration Race**  
**RACE 6 - LAP CHART**

Lap 6			Lap 7			Lap 8			Lap 9			Lap 10		
No	Behind	Laptime	No	Behind	Laptime	No	Behind	Laptime	No	Behind	Laptime	No	Behind	Laptime
68		2:25.207	68		2:22.955	33		2:08.568	33		2:08.013	33		2:07.867
33	34.104	2:10.789	6	1 LAP	3:56.132	68	5.777	2:33.957	72	10.602	2:07.888	72	11.930	2:09.195
72	40.845	3:32.868	2	1 LAP	3:49.701	72	10.727	2:10.792	68	30.293	2:32.529	2	1 LAP	2:25.977
40	1:26.701	3:33.107	33	19.612	2:08.463	2	1 LAP	2:29.638	2	1 LAP	2:25.377	68	56.522	2:34.096
			72	28.115	2:10.225	6	1 LAP	2:35.489	40	1:10.329	2:12.794	40	1:15.526	2:13.064
			40	1:20.212	2:16.466	40	1:05.548	2:13.516						

Weather / Track : Bright / Dry

Snetterton 300  
 Circuit Length = 2.9689 miles  
 Start: 17:51 End: 18:25

# 1970's Celebration Race

## RACE 6 - LAP CHART

Lap 11			Lap 12			Lap 13			Lap 14		
No	Behind	Laptime	No	Behind	Laptime	No	Behind	Laptime	No	Behind	Laptime
33		2:07.881	33		2:08.198	33		2:10.167	33		2:08.479
72	13.969	2:09.920	72	46.580	2:40.809	72	51.873	2:15.460	72	54.431	2:11.037
2	1 LAP	2:26.612	40	1:26.813	2:13.649	68	1 LAP	3:51.798	40	1:37.213	2:15.211
40	1:21.362	2:13.717				40	1:30.481	2:13.835	68	1 LAP	2:53.831
68	1:29.306	2:40.665									

Weather / Track : Bright / Dry

Snetterton 300  
Circuit Length = 2.9689 miles  
Start: 17:51 End: 18:25