



# THE MASTERS FESTIVAL & TOP HAT RACEDAY

**Oulton Park International Circuit**

**12th March 2011**



**Results Provided by Timing Solutions Ltd**  
[www.tsl-timing.com](http://www.tsl-timing.com)

**The Clay Hill Trophy for the 1970's Celebration Race**  
**QUALIFYING - CLASSIFICATION**

POS	NO	CL	NAME	ENTRY	TIME	ON	LAPS	GAP	DIFF	MPH
1	72	2A	<b>Russell PATERSON</b>	Morgan Plus 8	<b>1:55.557</b>	8	10			83.86
2	33	2A	<b>Mark BATES</b>	Porsche 911 RSR	<b>1:56.288</b>	8	10	<b>0.731</b>	0.731	83.33
3	68	2D	<b>Mark WRIGHT</b>	Ford Escort RS 1800	<b>1:57.340</b>	5	6	<b>1.783</b>	1.052	82.59
4	74	2A	<b>Paul HOWELLS</b>	Porsche 911 RSR	<b>1:57.839</b>	6	10	<b>2.282</b>	0.499	82.24
5	30	2D	<b>Stephen WALKER</b>	Ford Escort Mk 1	<b>1:59.559</b>	9	10	<b>4.002</b>	1.720	81.05
6	42	2A	<b>Tom POCHCIOL</b>	Ford Capri	<b>2:01.597</b>	2	9	<b>6.040</b>	2.038	79.70
7	7	2C	<b>Alan DAFFIN</b>	Ford Capri 3.0S	<b>2:10.154</b>	9	10	<b>14.597</b>	8.557	74.46
8	20	GT	<b>Dominic BARNES</b>	MG B Roadster	<b>2:12.896</b>	6	10	<b>17.339</b>	2.742	72.92
9	6	TC	<b>HALLFORD/CRUDGINGTON</b>	Chevrolet Camaro Z28	<b>2:14.443</b>	2	6	<b>18.886</b>	1.547	72.08
10	41	2A	<b>Paul POCHCIOL</b>	Ford Capri	<b>3:01.459</b>	0	2			

Weather / Track : Cloudy / Dry  
 These results are provisional until the conclusion of any judicial and technical matters.

Oulton Park International  
 Circuit Length = 2.6920 miles  
 Start: 08:30 End: 08:57

Clerk of Course :		Timekeeper :
-------------------	--	--------------

# The Clay Hill Trophy for the 1970's Celebration Race

## QUALIFYING - LAP ANALYSIS


<b>6</b>	<b>HALLFORD/CRUDGINGTON</b>		TC Chevrolet Camaro Z28				
1 -	2:27.467	+ 13.024	8:35:37.988	4 -	12:08.182	+ 9:53.739	8:52:23.609
2 -	<b>2:14.443</b>		<b>8:37:52.431</b>	5 -	2:35.639	+ 21.196	8:54:59.248
3 -	2:22.996 P	+ 8.553	8:40:15.427	6 -	2:24.202	+ 9.759	8:57:23.450
<b>7</b>	<b>Alan DAFFIN</b>		2C Ford Capri 3.0S				
1 -	2:16.844	+ 6.690	8:34:44.469	6 -	2:12.905	+ 2.751	8:45:58.611
2 -	2:16.898	+ 6.744	8:37:01.367	7 -	2:10.848	+ 0.694	8:48:09.459
3 -	2:15.625	+ 5.471	8:39:16.992	8 -	2:10.609	+ 0.455	8:50:20.068
4 -	2:14.916	+ 4.762	8:41:31.908	9 -	<b>2:10.154</b>		<b>8:52:30.222</b>
5 -	2:13.798	+ 3.644	8:43:45.706	10 -	2:30.119 P	+ 19.965	8:55:00.341
<b>20</b>	<b>Dominic BARNES</b>		GT MG B Roadster				
1 -	2:18.927	+ 6.031	8:35:02.566	6 -	<b>2:12.896</b>		<b>8:46:20.282</b>
2 -	2:17.924	+ 5.028	8:37:20.490	7 -	2:14.558	+ 1.662	8:48:34.840
3 -	2:15.514	+ 2.618	8:39:36.004	8 -	2:15.316	+ 2.420	8:50:50.156
4 -	2:15.561	+ 2.665	8:41:51.565	9 -	2:14.314	+ 1.418	8:53:04.470
5 -	2:15.821	+ 2.925	8:44:07.386	10 -	2:52.785 P	+ 39.889	8:55:57.255
<b>30</b>	<b>Stephen WALKER</b>		2D Ford Escort Mk 1				
1 -	2:16.107	+ 16.548	8:34:57.329	6 -	2:03.512	+ 3.953	8:47:25.409
2 -	2:22.766 P	+ 23.207	8:37:20.095	7 -	2:01.612	+ 2.053	8:49:27.021
3 -	3:52.640	+ 1:53.081	8:41:12.735	8 -	2:00.252	+ 0.693	8:51:27.273
4 -	2:04.310	+ 4.751	8:43:17.045	9 -	<b>1:59.559</b>		<b>8:53:26.832</b>
5 -	2:04.852	+ 5.293	8:45:21.897	10 -	2:26.318	+ 26.759	8:55:53.150
<b>33</b>	<b>Mark BATES</b>		2A Porsche 911 RSR				
1 -	2:05.713	+ 9.425	8:34:33.372	6 -	1:57.428	+ 1.140	8:44:33.727
2 -	2:03.114	+ 6.826	8:36:36.486	7 -	1:58.315	+ 2.027	8:46:32.042
3 -	2:01.754	+ 5.466	8:38:38.240	8 -	<b>1:56.288</b>		<b>8:48:28.330</b>
4 -	1:59.850	+ 3.562	8:40:38.090	9 -	2:26.165 P	+ 29.877	8:50:54.495
5 -	1:58.209	+ 1.921	8:42:36.299	10 -	3:33.712	+ 1:37.424	8:54:28.207
<b>41</b>	<b>Paul POCHCIOL</b>		2A Ford Capri				
1 -	3:01.459 P	- 03:57:53.317	8:36:10.365				
<b>42</b>	<b>Tom POCHCIOL</b>		2A Ford Capri				
1 -	2:03.732	+ 2.135	8:37:18.133	6 -	3:58.663	+ 1:57.066	8:49:39.771
2 -	<b>2:01.597</b>		<b>8:39:19.730</b>	7 -	2:07.072	+ 5.475	8:51:46.843
3 -	2:03.668	+ 2.071	8:41:23.398	8 -	2:03.752	+ 2.155	8:53:50.595
4 -	2:03.312	+ 1.715	8:43:26.710	9 -	2:04.657	+ 3.060	8:55:55.252
5 -	2:14.398 P	+ 12.801	8:45:41.108				
<b>68</b>	<b>Mark WRIGHT</b>		2D Ford Escort RS 1800				
1 -	2:04.650	+ 7.310	8:34:26.106	4 -	6:48.602	+ 4:51.262	8:45:21.990
2 -	2:01.261	+ 3.921	8:36:27.367	5 -	<b>1:57.340</b>		<b>8:47:19.330</b>
3 -	2:06.021 P	+ 8.681	8:38:33.388	6 -	2:12.303 P	+ 14.963	8:49:31.633
<b>72</b>	<b>Russell PATERSON</b>		2A Morgan Plus 8				
1 -	1:59.823	+ 4.266	8:34:14.829	6 -	1:56.384	+ 0.827	8:43:59.912
2 -	1:57.484	+ 1.927	8:36:12.313	7 -	1:55.662	+ 0.105	8:45:55.574
3 -	1:58.297	+ 2.740	8:38:10.610	8 -	<b>1:55.557</b>		<b>8:47:51.131</b>
4 -	1:57.088	+ 1.531	8:40:07.698	9 -	1:56.198	+ 0.641	8:49:47.329
5 -	1:55.830	+ 0.273	8:42:03.528	10 -	2:12.549 P	+ 16.992	8:51:59.878
<b>74</b>	<b>Paul HOWELLS</b>		2A Porsche 911 RSR				
1 -	2:09.857	+ 12.018	8:34:37.864	6 -	<b>1:57.839</b>		<b>8:44:31.907</b>
2 -	1:59.552	+ 1.713	8:36:37.416	7 -	2:16.181 P	+ 18.342	8:46:48.088
3 -	1:59.550	+ 1.711	8:38:36.966	8 -	2:52.603	+ 54.764	8:49:40.691
4 -	1:58.679	+ 0.840	8:40:35.645	9 -	2:06.544	+ 8.705	8:51:47.235
5 -	1:58.423	+ 0.584	8:42:34.068	10 -	2:09.473	+ 11.634	8:53:56.708

Weather / Track : Cloudy / Dry

Oulton Park International  
Circuit Length = 2.6920 miles  
Start: 08:30 End: 08:57

# The Clay Hill Trophy for the 1970's Celebration Race

## RACE 1 - GRID

ROW 5	2:14.443 6   HALLFORD/CRUDGINGTON	3:01.459 41   Paul POCHCIOL
ROW 4	2:10.154 7   Alan DAFFIN	2:12.896 20   Dominic BARNES
ROW 3	1:59.559 30   Stephen WALKER	2:01.597 42   Tom POCHCIOL
ROW 2	1:57.340 68   Mark WRIGHT	1:57.839 74   Paul HOWELLS
ROW 1	1:55.557 72   Russell PATERSON	1:56.288 33   Mark BATES
<b>Pole</b>		
		

Oulton Park International  
Circuit Length = 2.6920 miles

**These results are provisional until the conclusion of any judicial and technical matters.**

Clerk of Course :		Timekeeper :
-------------------	--	--------------

# The Clay Hill Trophy for the 1970's Celebration Race

## RACE 1 - CLASSIFICATION

POS	NO	CL	NAME	ENTRY	LAPS	TIME	GAP	DIFF	MPH	BEST	ON
1	72	2A	Russell PATERSON	Morgan Plus 8	15	30:38.019			79.09	1:55.867	15
2	33	2A	Mark BATES	Porsche 911 RSR	15	31:04.318	26.299	26.299	77.97	1:57.023	12
3	74	2A	Paul HOWELLS	Porsche 911 RSR	15	31:06.529	28.510	2.211	77.88	1:56.490	15
4	42	2A	POCHCIOL T/POCHCIOL P	Ford Capri	15	31:27.553	49.534	21.024	77.01	1:59.170	6
5	68	2D	Mark WRIGHT	Ford Escort RS 1800	15	32:34.093	1:56.074	1:06.540	74.39	2:03.491	6
6	7	2C	Alan DAFFIN	Ford Capri 3.0S	14	31:30.625	1 lap	1 lap	71.76	2:06.263	6
7	6	TC	HALLFORD/CRUDGINGTON	Chevrolet Camaro Z28	14	32:03.248	1 lap	32.623	70.54	2:06.145	6
8	20	GT	Dominic BARNES	MG B Roadster	14	32:36.705	1 lap	33.457	69.34	2:11.744	6

### NOT CLASSIFIED

DNF	30	2D	Stephen WALKER	Ford Escort Mk 1	6	13:02.242	9 laps	8 laps	74.33	2:03.057	2
-----	----	----	----------------	------------------	---	-----------	--------	--------	-------	----------	---

### FASTEST LAP

72	2A	Russell PATERSON	Morgan Plus 8	15	1:55.867	83.64 mph	134.60 kph
30	2D	Stephen WALKER	Ford Escort Mk 1	2	2:03.057	78.75 mph	126.74 kph
6	TC	HALLFORD/CRUDGINGTON	Chevrolet Camaro Z28	6	2:06.145	76.82 mph	123.64 kph
7	2C	Alan DAFFIN	Ford Capri 3.0S	6	2:06.263	76.75 mph	123.52 kph
20	GT	Dominic BARNES	MG B Roadster	6	2:11.744	73.56 mph	118.38 kph

Weather / Track : Cloudy / Dry

These results are provisional until the conclusion of any judicial and technical matters.

Oulton Park International  
Circuit Length = 2.6920 miles  
Start: 12:37 End: 13:09

Clerk of Course :	Timekeeper :
-------------------	--------------

# The Clay Hill Trophy for the 1970's Celebration Race

## RACE 1 - LAP CHART

Lap 1			Lap 2			Lap 3			Lap 4			Lap 5		
No	Behind	Laptime	No	Behind	Laptime	No	Behind	Laptime	No	Behind	Laptime	No	Behind	Laptime
72		2:02.576	72		1:58.922	72		1:58.108	72		1:56.913	72		1:56.661
42	3.548	2:06.124	42	4.246	1:59.620	42	6.390	2:00.252	33	9.645	1:59.778	33	10.327	1:57.343
33	4.125	2:06.701	33	4.750	1:59.547	33	6.780	2:00.138	42	9.890	2:00.413	42	13.081	1:59.852
68	5.198	2:07.774	74	5.371	1:58.942	74	7.005	1:59.742	74	10.181	2:00.089	74	13.196	1:59.676
74	5.351	2:07.927	68	10.374	2:04.098	68	16.948	2:04.682	68	25.866	2:05.831	68	32.875	2:03.670
30	7.123	2:09.699	30	11.258	2:03.057	30	17.360	2:04.210	30	29.281	2:08.834	30	45.205	2:12.585
7	10.580	2:13.156	7	21.097	2:09.439	6	31.241	2:07.945	6	41.255	2:06.927	6	51.369	2:06.775
6	11.487	2:14.063	6	21.404	2:08.839	7	32.069	2:09.080	7	43.093	2:07.937	7	53.316	2:06.884
20	16.843	2:19.419	20	31.383	2:13.462	20	46.532	2:13.257	20	1:01.910	2:12.291	20	1:17.945	2:12.696

Weather / Track : Cloudy / Dry

Oulton Park International  
 Circuit Length = 2.6920 miles  
 Start: 12:37 End: 13:09

# The Clay Hill Trophy for the 1970's Celebration Race

## RACE 1 - LAP CHART

Lap 6			Lap 7			Lap 8			Lap 9			Lap 10		
No	Behind	Laptime	No	Behind	Laptime	No	Behind	Laptime	No	Behind	Laptime	No	Behind	Laptime
72		1:56.409	72		1:56.164	72		2:01.760 P	33		2:04.938 P	72		1:56.270
33	11.359	1:57.441	33	13.049	1:57.854	33	9.223	1:57.934	74	0.001	1:55.543 P	6	1 LAP	3:50.619 P
42	15.842	1:59.170	42	19.553	1:59.875	74	18.619	2:00.414	7	1 LAP	3:18.528 P	33	17.911	3:14.052 P
74	16.216	1:59.429	74	19.965	1:59.913	42	22.020	2:04.227 P	68	45.438	2:08.548 P	74	22.398	3:18.538 P
68	39.957	2:03.491	68	48.507	2:04.714	68	51.051	2:04.304	72	59.871	3:14.032 P	42	31.640	2:00.097
6	1:01.105	2:06.145	6	1:11.496	2:06.555	6	1:25.797	2:16.061 P	42	1:27.684	3:19.825 P	68	1:11.745	3:22.448 P
7	1:03.170	2:06.263	7	1:20.715	2:13.709 P	20	1:59.657	2:11.985	20	2:10.432	2:24.936 P	7	1:49.213	2:11.609
30	1:12.653	2:23.857 P	20	1:49.432	2:12.316				7	2:33.745	2:10.423			
20	1:33.280	2:11.744												

Weather / Track : Cloudy / Dry

Oulton Park International  
 Circuit Length = 2.6920 miles  
 Start: 12:37 End: 13:09

# The Clay Hill Trophy for the 1970's Celebration Race

## RACE 1 - LAP CHART

Lap 11			Lap 12			Lap 13			Lap 14			Lap 15		
No	Behind	Laptime	No	Behind	Laptime	No	Behind	Laptime	No	Behind	Laptime	No	Behind	Laptime
72		1:56.082	72		1:56.052	72		1:56.245	72		1:55.958	72		1:55.867
33	19.938	1:58.109	7	1 LAP	2:12.072	33	23.433	1:58.769	33	24.594	1:57.119	33	26.299	1:57.572
6	1 LAP	2:13.299	33	20.909	1:57.023	7	1 LAP	2:11.272	74	27.887	1:57.417	74	28.510	1:56.490
74	23.354	1:57.038	74	25.214	1:57.912	74	26.428	1:57.459	7	1 LAP	2:09.747	42	49.534	1:59.321
42	35.902	2:00.344	42	39.427	1:59.577	42	42.475	1:59.293	42	46.080	1:59.563	7	1 LAP	2:10.506
20	1 LAP	3:33.122 P	6	1 LAP	2:12.486	6	1 LAP	2:11.522	6	1 LAP	2:10.471	6	1 LAP	2:11.541
68	1:20.085	2:04.422	20	1 LAP	2:13.809	20	1 LAP	2:12.603	20	1 LAP	2:12.033	68	1:56.074	2:04.839
			68	1:29.047	2:05.014	68	1:37.421	2:04.619	68	1:47.102	2:05.639	20	1 LAP	2:13.032

Weather / Track : Cloudy / Dry

Oulton Park International  
 Circuit Length = 2.6920 miles  
 Start: 12:37 End: 13:09

# The Avenue Trophy for Pre-1966 Touring Cars

## QUALIFYING - CLASSIFICATION

POS	NO	CL	NAME	ENTRY	TIME	ON	LAPS	GAP	DIFF	MPH
1	86	THA1	<b>COOKE/DOWD</b>	Ford Mustang	<b>2:06.817</b>	9	11			76.41
2	51	THA1	<b>WRIGLEY/POCHCIOL</b>	Ford Mustang	<b>2:07.982</b>	3	12	<b>1.165</b>	1.165	75.72
3	39	THA1	<b>Westley HARDING</b>	Ford Mustang Notchback	<b>2:09.303</b>	6	7	<b>2.486</b>	1.321	74.95
4	73	THA1	<b>CLARKSON/WILLIAMS</b>	Ford Falcon Sprint	<b>2:09.496</b>	5	11	<b>2.679</b>	0.193	74.83
5	26	THD	<b>MAYDON/MORENO</b>	Austin Mini Cooper S	<b>2:09.612</b>	12	12	<b>2.795</b>	0.116	74.77
6	36	THHS	<b>DUTTON/BROWN</b>	Ford Lotus Cortina Mk 1	<b>2:09.830</b>	10	10	<b>3.013</b>	0.218	74.64
7	67	THD	<b>Christian DEVEREUX</b>	Austin Mini Cooper S	<b>2:09.971</b>	12	12	<b>3.154</b>	0.141	74.56
8	28	THA1	<b>STEPHENSON/ANDERSON</b>	Ford Mustang	<b>2:10.337</b>	1	10	<b>3.520</b>	0.366	74.35
9	76	THD	<b>Nick SWIFT</b>	Morris Mini Cooper S	<b>2:10.432</b>	5	11	<b>3.615</b>	0.095	74.30
10	6	THHS	<b>Henry MANN</b>	Ford Lotus Cortina Mk 1	<b>2:10.678</b>	7	8	<b>3.861</b>	0.246	74.16
11	7	THD	<b>TWYMAN/SMITH</b>	Austin Mini Cooper S	<b>2:10.854</b>	5	12	<b>4.037</b>	0.176	74.06
12	77	THHS	<b>NAISMITH/PERRYMAN</b>	Ford Lotus Cortina	<b>2:11.388</b>	7	11	<b>4.571</b>	0.534	73.76
13	58	THD	<b>EARNSHAW M/EARNSHAW R</b>	Austin Mini Cooper S	<b>2:12.923</b>	8	12	<b>6.106</b>	1.535	72.90
14	53	THHS	<b>David HALL</b>	Ford Lotus Cortina Mk 1	<b>2:13.022</b>	9	11	<b>6.205</b>	0.099	72.85
15	47	THA2	<b>SCRAGG/BUSSELL</b>	Jaguar Mk II	<b>2:13.240</b>	6	8	<b>6.423</b>	0.218	72.73
16	16	THD	<b>Glyn SWIFT</b>	Morris Cooper S	<b>2:13.323</b>	5	11	<b>6.506</b>	0.083	72.69
17	72	THD	<b>HARRISON/JARDINE</b>	Austin Mini Cooper S	<b>2:13.692</b>	11	12	<b>6.875</b>	0.369	72.48
18	57	THD	<b>William WARD</b>	Austin Mini Cooper S	<b>2:15.455</b>	9	10	<b>8.638</b>	1.763	71.54
19	68	THC	<b>Ben SHUCKBURG</b>	Alfa Romeo Giulia Super TI	<b>2:17.977</b>	3	10	<b>11.160</b>	2.522	70.23
20	4	THC	<b>Till BECHTOLSHEIMER</b>	Alfa Romeo Giulia Sprint GT	<b>2:19.536</b>	7	12	<b>12.719</b>	1.559	69.45
21	9	THA1	<b>David BETTS</b>	Ford Mustang	<b>2:33.703</b>	0	3			

Car Nos. 36, 67 & 73 require working transponders - Q.12.2.1

Weather / Track : Cloudy / Dry

These results are provisional until the conclusion of any judicial and technical matters.

Oulton Park International  
Circuit Length = 2.6920 miles  
Start: 09:09 End: 09:42

Clerk of Course :		Timekeeper :
-------------------	--	--------------

# The Avenue Trophy for Pre-1966 Touring Cars

## QUALIFYING - LAP ANALYSIS

<b>4</b>	<b>Till BECHTOLSHEIMER</b>		THC Alfa Romeo Giulia Sprint GT			
1 -	2:25.874	+ 6.338	9:15:46.777	7 -	<b>2:19.536</b>	<b>9:29:55.260</b>
2 -	2:22.865	+ 3.329	9:18:09.642	8 -	2:23.369	+ 3.833
3 -	2:22.262	+ 2.726	9:20:31.904	9 -	2:20.182	+ 0.646
4 -	2:22.959	+ 3.423	9:22:54.863	10 -	2:26.733	+ 7.197
5 -	2:20.389	+ 0.853	9:25:15.252	11 -	2:20.242	+ 0.706
6 -	2:20.472	+ 0.936	9:27:35.724	12 -	2:25.133	+ 5.597
<b>6</b>	<b>Henry MANN</b>		THHS Ford Lotus Cortina Mk 1			
1 -	2:18.405	+ 7.727	9:14:56.329	5 -	2:12.236	+ 1.558
2 -	2:26.500 P	+ 15.822	9:17:22.829	6 -	2:12.004	+ 1.326
3 -	5:13.719 P	+ 3:03.041	9:22:36.548	7 -	<b>2:10.678</b>	<b>9:33:11.010</b>
4 -	3:59.544	+ 1:48.866	9:26:36.092	8 -	2:33.812 P	+ 23.134
<b>7</b>	<b>TWYMAN/SMITH</b>		THD Austin Mini Cooper S			
1 -	2:16.492	+ 5.638	9:15:03.097	7 -	4:19.103	+ 2:08.249
2 -	2:13.422	+ 2.568	9:17:16.519	8 -	2:13.575	+ 2.721
3 -	2:14.021	+ 3.167	9:19:30.540	9 -	2:13.685	+ 2.831
4 -	2:11.495	+ 0.641	9:21:42.035	10 -	2:12.048	+ 1.194
5 -	<b>2:10.854</b>		<b>9:23:52.889</b>	11 -	2:13.051	+ 2.197
6 -	2:18.056 P	+ 7.202	9:26:10.945	12 -	2:12.274	+ 1.420
<b>9</b>	<b>David BETTS</b>		THA1 Ford Mustang			
1 -	2:45.128 P	- 03:58:09.648	9:15:46.727	3 -	2:33.703 P	- 03:58:21.073
2 -	12:24.306	- 03:48:30.470	9:28:11.033			9:30:44.736
<b>16</b>	<b>Glyn SWIFT</b>		THD Morris Cooper S			
1 -	2:24.701	+ 11.378	9:15:59.568	7 -	2:13.448	+ 0.125
2 -	2:19.525	+ 6.202	9:18:19.093	8 -	2:48.097	+ 34.774
3 -	2:13.791	+ 0.468	9:20:32.884	9 -	2:17.993	+ 4.670
4 -	2:14.400	+ 1.077	9:22:47.284	10 -	2:33.170	+ 19.847
5 -	<b>2:13.323</b>		<b>9:25:00.607</b>	11 -	2:45.033 P	+ 31.710
6 -	2:13.695	+ 0.372	9:27:14.302			9:39:52.043
<b>26</b>	<b>MAYDON/MORENO</b>		THD Austin Mini Cooper S			
1 -	2:15.187	+ 5.575	9:15:17.422	7 -	2:11.911	+ 2.299
2 -	2:12.122	+ 2.510	9:17:29.544	8 -	2:10.461	+ 0.849
3 -	2:11.324	+ 1.712	9:19:40.868	9 -	2:10.621	+ 1.009
4 -	2:11.706 P	+ 2.094	9:21:52.574	10 -	2:11.424	+ 1.812
5 -	4:14.294	+ 2:04.682	9:26:06.868	11 -	2:09.818	+ 0.206
6 -	2:12.360	+ 2.748	9:28:19.228	12 -	<b>2:09.612</b>	<b>9:41:23.075</b>
<b>28</b>	<b>STEPHENSON/ANDERSON</b>		THA1 Ford Mustang			
1 -	<b>2:10.337</b>		<b>9:14:37.070</b>	6 -	2:17.106	+ 6.769
2 -	2:31.347 P	+ 21.010	9:17:08.417	7 -	2:15.850	+ 5.513
3 -	8:47.158	+ 6:36.821	9:25:55.575	8 -	2:15.295	+ 4.958
4 -	2:22.401	+ 12.064	9:28:17.976	9 -	2:15.152	+ 4.815
5 -	2:19.329	+ 8.992	9:30:37.305	10 -	2:14.807	+ 4.470
<b>36</b>	<b>DUTTON/BROWN</b>		THHS Ford Lotus Cortina Mk 1			
1 -	2:16.167	+ 6.337	9:19:21.073	6 -	2:11.518	+ 1.688
2 -	2:14.703	+ 4.873	9:21:35.776	7 -	2:13.582	+ 3.752
3 -	2:26.371 P	+ 16.541	9:24:02.147	8 -	2:11.242	+ 1.412
4 -	4:08.843	+ 1:59.013	9:28:10.990	9 -	2:10.114	+ 0.284
5 -	2:12.657	+ 2.827	9:30:23.647	10 -	<b>2:09.830</b>	<b>9:41:19.933</b>
<b>39</b>	<b>Westley HARDING</b>		THA1 Ford Mustang Notchback			
1 -	2:13.787	+ 4.484	9:26:29.165	5 -	2:10.564	+ 1.261
2 -	2:12.058	+ 2.755	9:28:41.223	6 -	<b>2:09.303</b>	<b>9:37:26.770</b>
3 -	2:14.610	+ 5.307	9:30:55.833	7 -	2:16.155 P	+ 6.852
4 -	2:11.070	+ 1.767	9:33:06.903			9:39:42.925

Car Nos. 36, 67 & 73 require working transponders - Q.12.2.1

Weather / Track : Cloudy / Dry

Oulton Park International  
Circuit Length = 2.6920 miles  
Start: 09:09 End: 09:42

# The Avenue Trophy for Pre-1966 Touring Cars

## QUALIFYING - LAP ANALYSIS

<b>47</b>	<b>SCRAGG/BUSSELL</b>		THA2 Jaguar Mk II				
1 -	2:19.439	+ 6.199	9:19:30.137	5 -	2:15.211	+ 1.971	9:30:24.692
2 -	2:22.436 P	+ 9.196	9:21:52.573	6 -	<b>2:13.240</b>		<b>9:32:37.932</b>
3 -	3:59.528	+ 1:46.288	9:25:52.101	7 -	2:14.256	+ 1.016	9:34:52.188
4 -	2:17.380	+ 4.140	9:28:09.481	8 -	2:29.990 P	+ 16.750	9:37:22.178
<b>51</b>	<b>WRIGLEY/POCHCIOL</b>		THA1 Ford Mustang				
1 -	2:10.624	+ 2.642	9:14:31.095	7 -	2:13.870	+ 5.888	9:28:34.702
2 -	2:08.653	+ 0.671	9:16:39.748	8 -	2:22.522	+ 14.540	9:30:57.224
3 -	<b>2:07.982</b>		<b>9:18:47.730</b>	9 -	2:19.866	+ 11.884	9:33:17.090
4 -	1:32.481 P	+ -35.501	9:20:20.211	10 -	2:15.747	+ 7.765	9:35:32.837
5 -	3:46.668	+ 1:38.686	9:24:06.879	11 -	2:14.467	+ 6.485	9:37:47.304
6 -	2:13.953	+ 5.971	9:26:20.832	12 -	2:13.490	+ 5.508	9:40:00.794
<b>53</b>	<b>David HALL</b>		THHS Ford Lotus Cortina Mk 1				
1 -	2:32.433	+ 19.411	9:15:53.030	7 -	2:19.140	+ 6.118	9:30:53.005
2 -	2:31.489	+ 18.467	9:18:24.519	8 -	2:15.267	+ 2.245	9:33:08.272
3 -	2:22.777	+ 9.755	9:20:47.296	9 -	<b>2:13.022</b>		<b>9:35:21.294</b>
4 -	2:38.717	+ 25.695	9:23:26.013	10 -	2:29.556	+ 16.534	9:37:50.850
5 -	2:50.815	+ 37.793	9:26:16.828	11 -	2:41.418	+ 28.396	9:40:32.268
6 -	2:17.037	+ 4.015	9:28:33.865				
<b>57</b>	<b>William WARD</b>		THD Austin Mini Cooper S				
1 -	2:22.247	+ 6.792	9:15:25.985	6 -	2:16.777	+ 1.322	9:26:53.325
2 -	2:18.452	+ 2.997	9:17:44.437	7 -	2:15.750	+ 0.295	9:29:09.075
3 -	2:17.723	+ 2.268	9:20:02.160	8 -	2:16.448	+ 0.993	9:31:25.523
4 -	2:17.396	+ 1.941	9:22:19.556	9 -	<b>2:15.455</b>		<b>9:33:40.978</b>
5 -	2:16.992	+ 1.537	9:24:36.548	10 -	2:15.873	+ 0.418	9:35:56.851
<b>58</b>	<b>EARNSHAW M/EARNSHAW R</b>		THD Austin Mini Cooper S				
1 -	2:23.641	+ 10.718	9:14:52.777	7 -	3:44.523	+ 1:31.600	9:30:28.392
2 -	2:20.664	+ 7.741	9:17:13.441	8 -	<b>2:12.923</b>		<b>9:32:41.315</b>
3 -	2:22.705	+ 9.782	9:19:36.146	9 -	2:14.660	+ 1.737	9:34:55.975
4 -	2:21.550	+ 8.627	9:21:57.696	10 -	2:12.988	+ 0.065	9:37:08.963
5 -	2:19.096	+ 6.173	9:24:16.792	11 -	2:21.603	+ 8.680	9:39:30.566
6 -	2:27.077 P	+ 14.154	9:26:43.869	12 -	2:15.193	+ 2.270	9:41:45.759
<b>67</b>	<b>Christian DEVEREUX</b>		THD Austin Mini Cooper S				
1 -	2:14.899	+ 4.928	9:15:08.617	7 -	2:11.526	+ 1.555	9:29:02.318
2 -	2:15.304	+ 5.333	9:17:23.921	8 -	2:11.033	+ 1.062	9:31:13.351
3 -	2:16.090	+ 6.119	9:19:40.011	9 -	2:11.920	+ 1.949	9:33:25.271
4 -	2:11.579	+ 1.608	9:21:51.590	10 -	2:11.404	+ 1.433	9:35:36.675
5 -	2:25.749	+ 15.778	9:24:17.339	11 -	2:10.628	+ 0.657	9:37:47.303
6 -	2:33.453	+ 23.482	9:26:50.792	12 -	<b>2:09.971</b>		<b>9:39:57.274</b>
<b>68</b>	<b>Ben SHUCKBURG</b>		THC Alfa Romeo Giulia Super TI				
1 -	2:19.729	+ 1.752	9:14:56.136	6 -	2:29.310	+ 11.333	9:28:29.410
2 -	2:20.005	+ 2.028	9:17:16.141	7 -	2:30.780	+ 12.803	9:31:00.190
3 -	<b>2:17.977</b>		<b>9:19:34.118</b>	8 -	2:26.035	+ 8.058	9:33:26.225
4 -	2:30.316 P	+ 12.339	9:22:04.434	9 -	2:25.029	+ 7.052	9:35:51.254
5 -	3:55.666	+ 1:37.689	9:26:00.100	10 -	2:27.315	+ 9.338	9:38:18.569
<b>72</b>	<b>HARRISON/JARDINE</b>		THD Austin Mini Cooper S				
1 -	2:17.152	+ 3.460	9:15:00.888	7 -	2:21.856 P	+ 8.164	9:28:43.961
2 -	2:16.178	+ 2.486	9:17:17.066	8 -	3:50.755	+ 1:37.063	9:32:34.716
3 -	2:19.238	+ 5.546	9:19:36.304	9 -	2:24.585	+ 10.893	9:34:59.301
4 -	2:14.925	+ 1.233	9:21:51.229	10 -	2:14.681	+ 0.989	9:37:13.982
5 -	2:16.596	+ 2.904	9:24:07.825	11 -	<b>2:13.692</b>		<b>9:39:27.674</b>
6 -	2:14.280	+ 0.588	9:26:22.105	12 -	2:14.384	+ 0.692	9:41:42.058

Car Nos. 36, 67 & 73 require working transponders - Q.12.2.1

Weather / Track : Cloudy / Dry

Oulton Park International  
Circuit Length = 2.6920 miles  
Start: 09:09 End: 09:42

# The Avenue Trophy for Pre-1966 Touring Cars

## QUALIFYING - LAP ANALYSIS

<b>73</b>	<b>CLARKSON/WILLIAMS</b>		THA1 Ford Falcon Sprint				
1 -	2:12.321	+ 2.825	9:16:15.073	7 -	2:18.806 P	+ 9.310	9:29:22.998
2 -	2:09.610	+ 0.114	9:18:24.683	8 -	3:36.183	+ 1:26.687	9:32:59.181
3 -	2:09.957	+ 0.461	9:20:34.640	9 -	4:22.218	+ 2:12.722	9:37:21.399
4 -	2:09.816	+ 0.320	9:22:44.456	10 -	2:10.091	+ 0.595	9:39:31.490
5 -	<b>2:09.496</b>		<b>9:24:53.952</b>	11 -	2:11.097	+ 1.601	9:41:42.587
6 -	2:10.240	+ 0.744	9:27:04.192				
<b>76</b>	<b>Nick SWIFT</b>		THD Morris Mini Cooper S				
1 -	2:24.746	+ 14.314	9:15:59.191	7 -	2:21.705 P	+ 11.273	9:29:26.734
2 -	2:19.512	+ 9.080	9:18:18.703	8 -	4:40.473	+ 2:30.041	9:34:07.207
3 -	2:12.649	+ 2.217	9:20:31.352	9 -	2:22.774	+ 12.342	9:36:29.981
4 -	2:11.487	+ 1.055	9:22:42.839	10 -	2:14.257	+ 3.825	9:38:44.238
5 -	<b>2:10.432</b>		<b>9:24:53.271</b>	11 -	2:11.772	+ 1.340	9:40:56.010
6 -	2:11.758	+ 1.326	9:27:05.029				
<b>77</b>	<b>NAISMITH/PERRYMAN</b>		THHS Ford Lotus Cortina				
1 -	2:20.648	+ 9.260	9:14:53.722	7 -	<b>2:11.388</b>		<b>9:29:06.823</b>
2 -	2:26.333 P	+ 14.945	9:17:20.055	8 -	2:22.012 P	+ 10.624	9:31:28.835
3 -	2:54.785	+ 43.397	9:20:14.840	9 -	3:52.006	+ 1:40.618	9:35:20.841
4 -	2:15.062	+ 3.674	9:22:29.902	10 -	2:18.887	+ 7.499	9:37:39.728
5 -	2:13.694	+ 2.306	9:24:43.596	11 -	2:16.703	+ 5.315	9:39:56.431
6 -	2:11.839	+ 0.451	9:26:55.435				
<b>86</b>	<b>COOKE/DOWD</b>		THA1 Ford Mustang				
1 -	2:17.606	+ 10.789	9:15:18.765	7 -	2:07.845	+ 1.028	9:30:02.612
2 -	2:15.691	+ 8.874	9:17:34.456	8 -	2:07.444	+ 0.627	9:32:10.056
3 -	2:22.450 P	+ 15.633	9:19:56.906	9 -	<b>2:06.817</b>		<b>9:34:16.873</b>
4 -	3:29.391	+ 1:22.574	9:23:26.297	10 -	2:15.487 P	+ 8.670	9:36:32.360
5 -	2:17.861	+ 11.044	9:25:44.158	11 -	3:34.201	+ 1:27.384	9:40:06.561
6 -	2:10.609	+ 3.792	9:27:54.767				

Car Nos. 36, 67 & 73 require working transponders - Q.12.2.1

Weather / Track : Cloudy / Dry

Oulton Park International  
Circuit Length = 2.6920 miles  
Start: 09:09 End: 09:42

# The Avenue Trophy for Pre-1966 Touring Cars

## RACE 2 - GRID

ROW 11	2:33.703 9 David BETTS	
ROW 10	2:17.977 68 Ben SHUCKBURG	2:19.536 4 Till BECHTOLSHEIMER
ROW 9	2:13.692 72 HARRISON/JARDINE	2:15.455 57 William WARD
ROW 8	2:13.240 47 SCRAGG/BUSSELL	2:13.323 16 Glyn SWIFT
ROW 7	2:12.923 58 EARNSHAW M/EARNSHAW R	2:13.022 53 David HALL
ROW 6	2:10.854 7 TWYMAN/SMITH	2:11.388 77 NAISMITH/PERRYMAN
ROW 5	2:10.432 76 Nick SWIFT	2:10.678 6 Henry MANN
ROW 4	2:09.971 67 Christian DEVEREUX	2:10.337 28 STEPHENSON/ANDERSON
ROW 3	2:09.612 26 MAYDON/MORENO	2:09.830 36 DUTTON/BROWN
ROW 2	2:09.303 39 Westley HARDING	2:09.496 73 CLARKSON/WILLIAMS
ROW 1	2:06.817 86 COOKE/DOWD	2:07.982 51 WRIGLEY/POCHCIOL
<b>Pole</b>		
		

Oulton Park International  
Circuit Length = 2.6920 miles

**These results are provisional until the conclusion of any judicial and technical matters.**

Clerk of Course :		Timekeeper :
-------------------	--	--------------

# The Avenue Trophy for Pre-1966 Touring Cars

## RACE 2 - CLASSIFICATION

POS	NO	CL	NAME	ENTRY	LAPS	TIME	GAP	DIFF	MPH	BEST	ON
1	6	THHS	<b>Henry MANN</b>	Ford Lotus Cortina Mk 1	28	1:01:47.101			73.19	2:07.736	27
2	53	THHS	<b>David HALL</b>	Ford Lotus Cortina Mk 1	28	1:01:54.257	7.156	7.156	73.05	2:07.573	21
3	86	THA1	<b>DOWD/COOKE</b>	Ford Mustang	28	1:01:59.585	12.484	5.328	72.95	2:06.780	6
4	76	THD	<b>Nick SWIFT</b>	Morris Mini Cooper S	28	1:02:36.860	49.759	37.275	72.22	2:08.710	22
5	67	THD	<b>Christian DEVEREUX</b>	Austin Mini Cooper S	28	1:02:55.279	1:08.178	18.419	71.87	2:09.941	25
6	16	THD	<b>Glyn SWIFT</b>	Morris Cooper S	28	1:03:39.719	1:52.618	44.440	71.04	2:11.407	26
7	58	THD	<b>EARNSHAW R/EARNSHAW M</b>	Austin Mini Cooper S	27	1:02:57.282	1 lap	1 lap	69.27	2:11.457	25
8	47	THA2	<b>SCRAGG/BUSSELL</b>	Jaguar Mk II	27	1:02:57.290	1 lap	0.008	69.27	2:13.034	19
9	39	THA1	<b>Westley HARDING</b>	Ford Mustang Notchback	26	59:49.347	2 laps	1 lap	70.20	2:08.935	19
10	28	THA1	<b>STEPHENSON/ANDERSON</b>	Ford Mustang	26	1:02:19.460	2 laps	2:30.113	67.38	2:09.368	23
11	68	THC	<b>Ben SHUCKBURG</b>	Alfa Romeo Giulia Super TI	26	1:02:23.466	2 laps	4.006	67.31	2:14.713	11
12	4	THC	<b>Till BECHTOLSHEIMER</b>	Alfa Romeo Giulia Sprint GT	26	1:02:41.692	2 laps	18.226	66.98	2:18.979	25
13	72	THD	<b>HARRISON/JARDINE</b>	Austin Mini Cooper S	23	1:03:54.650	5 laps	3 laps	58.12	2:11.416	12
14	36	THHS	<b>BROWN/DUTTON</b>	Ford Lotus Cortina Mk 1	22	50:59.112	6 laps	1 lap	69.69	2:09.286	19

### NOT CLASSIFIED

DNC	7	THD	<b>SMITH/TWYMAN</b>	Austin Mini Cooper S	11	26:41.985	17 laps	11 laps	66.54	2:12.247	7
DNC	9	THA1	<b>David BETTS</b>	Ford Mustang	9	20:56.621	19 laps	2 laps	69.40	2:15.727	6
DNC	77	THHS	<b>NAISMITH/PERRYMAN</b>	Ford Lotus Cortina	6	13:30.082	22 laps	3 laps	71.78	2:10.795	3
DNC	73	THA1	<b>CLARKSON/WILLIAMS</b>	Ford Falcon Sprint	5	10:51.761	23 laps	1 lap	74.34	2:08.587	3
DNC	26	THD	<b>MORENO/MAYDON</b>	Austin Mini Cooper S	3	6:44.962	25 laps	2 laps	71.79	2:11.233	2
DNC	51	THA1	<b>WRIGLEY/POCHCIOL</b>	Ford Mustang	2	4:25.476	26 laps	1 lap	73.01	2:08.692	2
DNC	57	THD	<b>William WARD</b>	Austin Mini Cooper S	2	5:15.423	26 laps	49.947	61.44		

### FASTEST LAP

86	THA1	<b>DOWD/COOKE</b>	Ford Mustang	6	2:06.780	76.44 mph	123.02 kph
53	THHS	<b>David HALL</b>	Ford Lotus Cortina Mk 1	21	2:07.573	75.96 mph	122.25 kph
76	THD	<b>Nick SWIFT</b>	Morris Mini Cooper S	22	2:08.710	75.29 mph	121.17 kph
47	THA2	<b>SCRAGG/BUSSELL</b>	Jaguar Mk II	19	2:13.034	72.84 mph	117.23 kph
68	THC	<b>Ben SHUCKBURG</b>	Alfa Romeo Giulia Super TI	11	2:14.713	71.94 mph	115.77 kph

Weather / Track : Cloudy / Dry

These results are provisional until the conclusion of any judicial and technical matters.

Oulton Park International  
Circuit Length = 2.6920 miles  
Start: 13:23 End: 14:28

Clerk of Course :	Timekeeper :
-------------------	--------------

# The Avenue Trophy for Pre-1966 Touring Cars

## RACE 2 - LAP CHART

Lap 1			Lap 2			Lap 3			Lap 4			Lap 5		
No	Behind	Laptime	No	Behind	Laptime	No	Behind	Laptime	No	Behind	Laptime	No	Behind	Laptime
86		2:10.480	86		2:08.440	86		2:07.059	86		2:07.449	86		2:06.792
39	3.240	2:13.720	73	6.014	2:10.381	73	7.542	2:08.587	28	1 LAP	2:32.671 P	73	11.541	2:08.689
73	4.073	2:14.553	51	6.556	2:08.692	76	11.690	2:09.369	73	9.644	2:09.551	76	19.124	2:10.877
26	6.028	2:16.508	26	8.821	2:11.233	67	14.791	2:11.212	76	15.039	2:10.798	67	23.639	2:11.314
76	6.146	2:16.626	76	9.380	2:11.674	77	15.729	2:10.795	67	19.117	2:11.775	77	23.774	2:11.221
51	6.304	2:16.784	67	10.638	2:12.720	6	17.423	2:11.528	77	19.345	2:11.065	6	24.139	2:11.025
67	6.358	2:16.838	77	11.993	2:11.972	26	18.983	2:17.221 P	6	19.906	2:09.932	53	24.629	2:08.803
77	8.461	2:18.941	6	12.954	2:12.129	53	19.571	2:11.902	53	22.618	2:10.496	7	33.008	2:13.435
6	9.265	2:19.745	53	14.728	2:13.417	7	21.387	2:12.425	7	26.365	2:12.427	16	36.491	2:13.607
7	9.374	2:19.854	7	16.021	2:15.087	16	23.792	2:13.929	16	29.676	2:13.333	72	39.058	2:13.382
53	9.751	2:20.231	16	16.922	2:13.954	72	27.077	2:14.184	72	32.468	2:12.840	68	49.485	2:15.240
16	11.408	2:21.888	72	19.952	2:15.429	68	31.834	2:16.726	68	41.037	2:16.652	9	58.260	2:16.038
72	12.963	2:23.443	68	22.167	2:16.382	9	40.314	2:17.791	9	49.014	2:16.149	36	1:01.523	2:15.770
68	14.225	2:24.705	9	29.582	2:19.256	36	44.177	2:17.782	36	52.545	2:15.817	47	1:08.842	2:18.001
9	18.766	2:29.246	58	31.691	2:20.772	58	45.892	2:21.260	47	57.633	2:18.666	58	1:11.992	2:20.787
58	19.359	2:29.839	47	33.243	2:22.154	47	46.416	2:20.232	58	57.997	2:19.554	4	1:22.186	2:20.704
47	19.529	2:30.009	36	33.454	2:22.093	4	54.574	2:21.967	4	1:08.274	2:21.149	28	1 LAP	3:36.698 P
36	19.801	2:30.281	4	39.666	2:23.997	39	1:40.916	2:44.040 P	39	1:44.007	2:10.540	39	1:48.189	2:10.974
4	24.109	2:34.589	57	56.503	2:40.269 P									
57	24.674	2:35.154	39	1:03.935	3:09.135 P									
28	1:31.648	3:42.128	28	1:42.882	2:19.674									

Weather / Track : Cloudy / Dry

Oulton Park International  
 Circuit Length = 2.6920 miles  
 Start: 13:23 End: 14:28

# The Avenue Trophy for Pre-1966 Touring Cars

## RACE 2 - LAP CHART

Lap 6			Lap 7			Lap 8			Lap 9			Lap 10		
No	Behind	Laptime	No	Behind	Laptime	No	Behind	Laptime	No	Behind	Laptime	No	Behind	Laptime
86		2:06.780	86		2:07.498	86		2:07.219	86		2:07.254	86		2:07.388
76	23.687	2:11.343	76	26.939	2:10.750	76	29.642	2:09.922	6	32.766	2:08.921	58	1 LAP	2:35.865 P
6	27.721	2:10.362	6	29.429	2:09.206	6	31.099	2:08.889	76	32.895	2:10.507	4	1 LAP	2:21.055
53	27.901	2:10.052	53	29.955	2:09.552	53	31.645	2:08.909	53	32.998	2:08.607	6	34.417	2:09.039
67	29.216	2:12.357	67	33.277	2:11.559	67	37.752	2:11.694	67	41.589	2:11.091	53	35.140	2:09.530
7	39.017	2:12.789	7	43.766	2:12.247	7	49.520	2:12.973	16	59.358	2:12.483	76	37.116	2:11.609
16	42.622	2:12.911	16	48.743	2:13.619	16	54.129	2:12.605	72	1:00.566	2:12.491	67	45.630	2:11.429
77	43.082	2:26.088 P	72	49.973	2:12.064	72	55.329	2:12.575	7	1:01.571	2:19.305 P	16	1:04.222	2:12.252
72	45.407	2:13.129	68	1:05.067	2:14.730	68	1:13.364	2:15.516	68	1:21.924	2:15.814	72	1:05.075	2:11.897
68	57.835	2:15.130	9	1:16.147	2:16.438	9	1:25.566	2:16.638	36	1:36.567	2:16.116	68	1:30.368	2:15.832
9	1:07.207	2:15.727	36	1:19.347	2:15.496	36	1:27.705	2:15.577	9	1:47.650	2:29.338 P	36	1:52.902	2:23.723 P
36	1:11.349	2:16.606	47	1:29.245	2:17.332	47	1:39.179	2:17.153	47	1:48.352	2:16.427	47	1:58.353	2:17.389
47	1:19.411	2:17.349	58	1:35.467	2:18.929	58	1:47.169	2:18.921	39	1:59.388	2:10.026	39	2:03.350	2:11.350
58	1:24.036	2:18.824	28	1 LAP	2:15.881	39	1:56.616	2:10.769	28	1 LAP	2:14.494			
4	1:35.835	2:20.429	4	1:49.895	2:21.558	28	1 LAP	2:15.015						
28	1 LAP	2:16.419	39	1:53.066	2:09.055	4	2:03.800	2:21.124						
39	1:51.509	2:10.100												

Weather / Track : Cloudy / Dry

Oulton Park International  
 Circuit Length = 2.6920 miles  
 Start: 13:23 End: 14:28

# The Avenue Trophy for Pre-1966 Touring Cars

## RACE 2 - LAP CHART

Lap 11			Lap 12			Lap 13			Lap 14			Lap 15		
No	Behind	Laptime	No	Behind	Laptime	No	Behind	Laptime	No	Behind	Laptime	No	Behind	Laptime
86		2:07.127	86		2:07.551	86		2:07.133	86		2:07.290	86		2:08.543
28	2 LAPS	2:14.416	39	1 LAP	2:12.377	39	1 LAP	2:09.809	4	2 LAPS	3:39.558 P	67	1 LAP	3:27.874 P
4	1 LAP	2:22.763	47	1 LAP	2:18.733	47	1 LAP	2:16.509	39	1 LAP	2:16.792 P	4	2 LAPS	2:20.474
6	35.338	2:08.048	28	2 LAPS	2:13.457	28	2 LAPS	2:13.754	47	1 LAP	2:16.237	47	1 LAP	2:18.011
53	35.698	2:07.685	6	36.238	2:08.451	6	36.927	2:07.822	28	2 LAPS	2:12.759	28	2 LAPS	2:18.783 P
76	39.783	2:09.794	53	36.565	2:08.418	53	37.653	2:08.221	53	38.335	2:07.972	53	43.129	2:13.337 P
67	49.931	2:11.428	76	41.683	2:09.451	76	43.989	2:09.439	16	1 LAP	3:35.468 P	16	1 LAP	2:11.909
7	1 LAP	4:07.077 P	4	1 LAP	2:26.140 P	67	1:03.657	2:17.015 P	6	41.891	2:12.254 P	76	46.620	2:09.056
16	1:08.846	2:11.751	67	53.775	2:11.395	72	1:18.982	2:12.031	76	46.107	2:09.408	36	1 LAP	2:09.746
72	1:10.219	2:12.271	7	1 LAP	2:24.366 P	36	1 LAP	2:12.209	36	1 LAP	2:10.273	39	1 LAP	3:27.928 P
58	1 LAP	3:35.204 P	72	1:14.084	2:11.416	58	1 LAP	2:13.545	72	1:44.490	2:32.798 P	6	1:56.766	3:23.418 P
68	1:37.954	2:14.713	36	1 LAP	3:39.325 P	68	1:53.002	2:14.745	58	1 LAP	2:13.059	58	1 LAP	2:13.480
			16	1:19.660	2:18.365 P				68	2:05.621	2:19.909 P			
			58	1 LAP	2:14.230									
			68	1:45.390	2:14.987									

Weather / Track : Cloudy / Dry

Oulton Park International  
 Circuit Length = 2.6920 miles  
 Start: 13:23 End: 14:28

# The Avenue Trophy for Pre-1966 Touring Cars

## RACE 2 - LAP CHART

Lap 16			Lap 17			Lap 18			Lap 19			Lap 20		
No	Behind	Laptime	No	Behind	Laptime	No	Behind	Laptime	No	Behind	Laptime	No	Behind	Laptime
86		2:07.857	86		2:14.399 P	86		3:40.098 P	86		2:15.363	86		2:12.971
67	1 LAP	2:11.531	67	1 LAP	2:10.733	36	1 LAP	2:12.547	6	15.094	2:09.723	6	11.791	2:09.668
4	2 LAPS	2:21.276	4	2 LAPS	2:20.811	39	1 LAP	2:09.792	53	22.467	2:08.529	53	17.929	2:08.433
47	1 LAP	2:21.681 P	16	1 LAP	2:13.040	6	20.734	2:09.182	28	2 LAPS	2:11.571	28	2 LAPS	2:10.143
16	1 LAP	2:11.855	36	1 LAP	2:11.040	53	29.301	2:08.099	76	36.518	2:09.293	76	32.584	2:09.037
76	51.935	2:13.172 P	39	1 LAP	2:10.234	68	1 LAP	2:24.852	47	1 LAP	2:13.756	47	1 LAP	2:13.034
36	1 LAP	2:12.360	68	1 LAP	2:27.054	28	2 LAPS	2:10.773	58	1 LAP	2:14.128	58	1 LAP	2:12.880
39	1 LAP	2:11.328	6	1:51.650	2:08.681	76	42.588	2:10.989	68	1 LAP	2:27.382	67	51.337	2:11.432
68	1 LAP	3:49.164 P	53	2:01.300	2:08.655	47	1 LAP	2:14.669	67	52.876	2:10.673	68	1 LAP	2:26.558
6	1:57.368	2:08.459	28	2 LAPS	2:14.377	58	1 LAP	2:14.406	16	1:33.433	2:13.053	16	1:35.201	2:14.739
28	2 LAPS	3:41.883 P	47	1 LAP	3:38.523 P	67	57.566	2:11.455	4	1 LAP	2:20.903	72	5 LAPS	14:37.099 P
53	2:07.044	3:31.772 P	58	1 LAP	2:13.879	16	1:35.743	2:16.617	36	2:03.993	2:09.286	4	1 LAP	2:19.704
58	1 LAP	2:16.955	76	2:11.697	3:34.161 P	4	1 LAP	2:23.519	39	2:05.768	2:08.935	36	2:00.541	2:09.519
			67	2:26.209	2:10.503	36	2:10.070	2:09.666				39	2:02.049	2:09.252
			16	2:59.224	2:12.514	39	2:12.196	2:10.584						
			4	1 LAP	2:20.286									

Weather / Track : Cloudy / Dry

Oulton Park International  
Circuit Length = 2.6920 miles  
Start: 13:23 End: 14:28

# The Avenue Trophy for Pre-1966 Touring Cars

## RACE 2 - LAP CHART

Lap 21			Lap 22			Lap 23			Lap 24			Lap 25		
No	Behind	Laptime	No	Behind	Laptime	No	Behind	Laptime	No	Behind	Laptime	No	Behind	Laptime
86		2:12.692	86		2:11.293	86		2:12.550	6		2:10.794	6		2:09.062
6	8.977	2:09.878	6	6.313	2:08.629	4	2 LAPS	2:19.907	86	1.768	2:14.450	53	1.689	2:08.644
53	12.810	2:07.573	53	9.781	2:08.264	6	1.888	2:08.125	53	2.107	2:09.615	86	4.049	2:11.343
28	2 LAPS	2:10.318	76	26.021	2:08.710	53	5.174	2:07.943	4	2 LAPS	2:21.477	4	2 LAPS	2:19.893
76	28.604	2:08.712	28	2 LAPS	2:10.981	76	22.727	2:09.256	76	19.381	2:09.336	76	21.321	2:11.002
47	1 LAP	2:13.548	47	1 LAP	2:13.087	28	2 LAPS	2:11.074	28	2 LAPS	2:11.192	28	2 LAPS	2:09.368
58	1 LAP	2:13.398	58	1 LAP	2:12.970	47	1 LAP	2:13.287	47	1 LAP	2:14.059	47	1 LAP	2:14.575
67	56.779	2:18.134	67	56.406	2:10.920	58	1 LAP	2:20.995	58	1 LAP	2:12.308	67	54.232	2:09.941
68	1 LAP	2:26.239	68	1 LAP	2:25.158	67	54.725	2:10.869	67	53.353	2:11.310	58	1 LAP	2:11.744
16	1:35.802	2:13.293	16	1:37.940	2:13.431	16	1:39.013	2:13.623	16	1:38.654	2:12.323	16	1:41.604	2:12.012
72	5 LAPS	2:14.194	72	5 LAPS	2:13.348	68	1 LAP	2:25.689	72	5 LAPS	2:14.609	72	5 LAPS	2:13.079
36	1:57.881	2:10.032	39	1:58.241	2:10.410	72	5 LAPS	2:13.607	39	1:54.568	2:11.247	39	1:57.229	2:11.723
39	1:59.124	2:09.767	36	2:10.436	2:23.848 P	39	1:56.003	2:10.312	68	1 LAP	2:25.757			
4	1 LAP	2:19.714												

Weather / Track : Cloudy / Dry

Oulton Park International  
 Circuit Length = 2.6920 miles  
 Start: 13:23 End: 14:28

**The Avenue Trophy for Pre-1966 Touring Cars**  
**RACE 2 - LAP CHART**

Lap 26			Lap 27			Lap 28		
No	Behind	Laptime	No	Behind	Laptime	No	Behind	Laptime
6		2:08.228	6		2:07.736	6		2:08.167
53	1.798	2:08.337	53	4.044	2:09.982	53	7.156	2:11.279
68	2 LAPS	2:24.514	86	9.227	2:10.817	86	12.484	2:11.424
86	6.146	2:10.325	39	1 LAP	2:29.148 P	28	2 LAPS	2:11.274
76	23.829	2:10.736	68	2 LAPS	2:25.372	68	2 LAPS	2:24.646
28	2 LAPS	2:09.982	28	2 LAPS	2:10.375	76	49.759	2:27.935
4	2 LAPS	2:20.578	76	29.991	2:13.898	4	2 LAPS	2:19.138
47	1 LAP	2:13.618	4	2 LAPS	2:18.979	67	1:08.178	2:12.756
67	56.966	2:10.962	47	1 LAP	2:14.371	58	1 LAP	2:14.484
58	1 LAP	2:11.457	67	1:03.589	2:14.359	47	1 LAP	2:14.880
16	1:44.783	2:11.407	58	1 LAP	2:13.409	16	1:52.618	2:12.027
72	5 LAPS	2:13.187	16	1:48.758	2:11.711	72	5 LAPS	2:12.438
			72	5 LAPS	2:13.139			

Weather / Track : Cloudy / Dry

Oulton Park International  
 Circuit Length = 2.6920 miles  
 Start: 13:23 End: 14:28

**The Old Hall Trophy for FF1600's  
QUALIFYING - CLASSIFICATION**

POS	NO	CL	NAME	ENTRY	TIME	ON	LAPS	GAP	DIFF	MPH
1	21	B	Neil ALBERICO	Ray GRS09	1:48.659	7	8			89.19
2	54	B	Douglas CROSBIE	Van Diemen RF00	1:49.829	4	7	1.170	1.170	88.23
3	7	B	Samuel CARRINGTON-YATES	Van Diemen RF93	1:50.781	6	7	2.122	0.952	87.48
4	22	B	Jamie JARDINE	Ray GRS07	1:50.827	7	7	2.168	0.046	87.44
5	8	B	Nick JONES	Spectrum 011C	1:52.480	7	7	3.821	1.653	86.16
6	4	A	Simon HADFIELD	Van Diemen	1:53.599	7	7	4.940	1.119	85.31
7	95	A	Steve ROBERTS	Van Diemen RF87	1:59.618	6	7	10.959	6.019	81.01
8	96	A	Robin BOOTH	Van Diemen RF89	1:59.892	6	7	11.233	0.274	80.83

Car No. 95 requires a working transponder- Q.12.2.1

Weather / Track : Cloudy / Dry

These results are provisional until the conclusion of any judicial and technical matters.

Oulton Park International  
Circuit Length = 2.6920 miles  
Start: 09:50 End: 10:07

Clerk of Course :		Timekeeper :
-------------------	--	--------------

## The Old Hall Trophy for FF1600's QUALIFYING - LAP ANALYSIS


<b>4</b>	<b>Simon HADFIELD</b>		A Van Diemen				
1 -	1:56.689	+ 3.090	9:54:00.201	5 -	1:54.232	+ 0.633	10:01:40.003
2 -	1:55.429	+ 1.830	9:55:55.630	6 -	1:53.940	+ 0.341	10:03:33.943
3 -	1:55.656	+ 2.057	9:57:51.286	7 -	<b>1:53.599</b>		<b>10:05:27.542</b>
4 -	1:54.485	+ 0.886	9:59:45.771				
<b>7</b>	<b>Samuel CARRINGTON-YATES</b>		B Van Diemen RF93				
1 -	1:53.372	+ 2.591	9:54:05.633	5 -	1:50.992	+ 0.211	10:01:32.081
2 -	1:51.824	+ 1.043	9:55:57.457	6 -	<b>1:50.781</b>		<b>10:03:22.862</b>
3 -	1:52.477	+ 1.696	9:57:49.934	7 -	1:50.865	+ 0.084	10:05:13.727
4 -	1:51.155	+ 0.374	9:59:41.089				
<b>8</b>	<b>Nick JONES</b>		B Spectrum 011C				
1 -	1:54.980	+ 2.500	9:54:08.590	5 -	1:53.094	+ 0.614	10:01:43.906
2 -	1:54.740	+ 2.260	9:56:03.330	6 -	1:52.893	+ 0.413	10:03:36.799
3 -	1:54.010	+ 1.530	9:57:57.340	7 -	<b>1:52.480</b>		<b>10:05:29.279</b>
4 -	1:53.472	+ 0.992	9:59:50.812				
<b>21</b>	<b>Neil ALBERICO</b>		B Ray GRS09				
1 -	1:51.397	+ 2.738	9:53:48.506	5 -	1:48.981	+ 0.322	10:01:06.093
2 -	1:49.804	+ 1.145	9:55:38.310	6 -	1:48.837	+ 0.178	10:02:54.930
3 -	1:49.242	+ 0.583	9:57:27.552	7 -	<b>1:48.659</b>		<b>10:04:43.589</b>
4 -	1:49.560	+ 0.901	9:59:17.112	8 -	1:49.873	+ 1.214	10:06:33.462
<b>22</b>	<b>Jamie JARDINE</b>		B Ray GRS07				
1 -	1:53.642	+ 2.815	9:54:03.442	5 -	1:51.692	+ 0.865	10:01:29.250
2 -	1:51.301	+ 0.474	9:55:54.743	6 -	1:51.091	+ 0.264	10:03:20.341
3 -	1:51.245	+ 0.418	9:57:45.988	7 -	<b>1:50.827</b>		<b>10:05:11.168</b>
4 -	1:51.570	+ 0.743	9:59:37.558				
<b>54</b>	<b>Douglas CROSBIE</b>		B Van Diemen RF00				
1 -	1:52.144	+ 2.315	9:54:02.778	5 -	1:50.062	+ 0.233	10:01:23.970
2 -	1:50.917	+ 1.088	9:55:53.695	6 -	1:50.026	+ 0.197	10:03:13.996
3 -	1:50.384	+ 0.555	9:57:44.079	7 -	1:50.275	+ 0.446	10:05:04.271
4 -	<b>1:49.829</b>		<b>9:59:33.908</b>				
<b>95</b>	<b>Steve ROBERTS</b>		A Van Diemen RF87				
1 -	2:06.160	+ 6.542	9:54:35.652	5 -	2:00.584	+ 0.966	10:02:42.718
2 -	2:01.275	+ 1.657	9:56:36.927	6 -	<b>1:59.618</b>		<b>10:04:42.336</b>
3 -	2:02.001	+ 2.383	9:58:38.928	7 -	2:00.654	+ 1.036	10:06:42.990
4 -	2:03.206	+ 3.588	10:00:42.134				
<b>96</b>	<b>Robin BOOTH</b>		A Van Diemen RF89				
1 -	2:03.668	+ 3.776	9:54:33.407	5 -	2:00.545	+ 0.653	10:02:42.175
2 -	2:03.045	+ 3.153	9:56:36.452	6 -	<b>1:59.892</b>		<b>10:04:42.067</b>
3 -	2:03.140	+ 3.248	9:58:39.592	7 -	2:02.261	+ 2.369	10:06:44.328
4 -	2:02.038	+ 2.146	10:00:41.630				

Car No. 95 requires a working transponder- Q.12.2.1

Weather / Track : Cloudy / Dry

Oulton Park International  
Circuit Length = 2.6920 miles  
Start: 09:50 End: 10:07

**The Old Hall Trophy for FF1600's  
RACE 3 - GRID**

ROW 4	1:59.618 95 Steve ROBERTS	1:59.892 96 Robin BOOTH
ROW 3	1:52.480 8 Nick JONES	1:53.599 4 Simon HADFIELD
ROW 2	1:50.781 7 Samuel CARRINGTON-YATES	1:50.827 22 Jamie JARDINE
ROW 1	1:48.659 21 Neil ALBERICO	1:49.829 54 Douglas CROSBIE
<b>Pole</b>		
		

Oulton Park International  
Circuit Length = 2.6920 miles

**These results are provisional until the conclusion of any judicial and technical matters.**

Clerk of Course :		Timekeeper :
-------------------	--	--------------

# The Old Hall Trophy for FF1600's

## RACE 3 - CLASSIFICATION

POS	NO	CL	NAME	ENTRY	LAPS	TIME	GAP	DIFF	MPH	BEST	ON
1	21	B	Neil ALBERICO	Ray GRS09	8	15:26.950			83.64	1:50.477	8
2	7	B	Samuel CARRINGTON-YATES	Van Diemen RF93	8	15:37.996	11.046	11.046	82.65	1:52.857	7
3	22	B	Jamie JARDINE	Ray GRS07	8	15:38.116	11.166	0.120	82.64	1:52.282	7
4	8	B	Nick JONES	Spectrum 011C	8	15:59.025	32.075	20.909	80.84	1:55.603	8
5	4	A	Simon HADFIELD	Van Diemen	8	16:18.946	51.996	19.921	79.19	1:57.069	8
6	95	A	Steve ROBERTS	Van Diemen RF87	8	17:21.464	1:54.514	1:02.518	74.44	2:06.342	7
7	96	A	Robin BOOTH	Van Diemen RF89	8	17:28.479	2:01.529	7.015	73.94	2:06.048	8
NOT CLASSIFIED											
DNF	54	B	Douglas CROSBIE	Van Diemen RF00	6	11:52.917	2 laps	2 laps	81.56	1:55.567	6
FASTEST LAP											
21	B	Neil ALBERICO	Ray GRS09	8	1:50.477	87.72 mph	141.17 kph				
4	A	Simon HADFIELD	Van Diemen	8	1:57.069	82.78 mph	133.22 kph				

Car No. 95 - No working transponder - Q.12.2.1

Weather / Track : Cloudy / Dry

These results are provisional until the conclusion of any judicial and technical matters.

Oulton Park International  
Circuit Length = 2.6920 miles  
Start: 14:43 End: 15:01

Clerk of Course :		Timekeeper :
-------------------	--	--------------

**The Old Hall Trophy for FF1600's**  
**RACE 3 - LAP CHART**

Lap 1			Lap 2			Lap 3			Lap 4			Lap 5		
No	Behind	Laptime	No	Behind	Laptime	No	Behind	Laptime	No	Behind	Laptime	No	Behind	Laptime
21		1:57.566	21		1:57.952	21		2:00.075	21		1:58.917	21		1:55.998
54	1.272	1:58.838	54	4.179	2:00.859	54	5.653	2:01.549	54	6.263	1:59.527	54	6.842	1:56.577
7	2.702	2:00.268	7	4.350	1:59.600	7	6.300	2:02.025	7	6.687	1:59.304	7	7.215	1:56.526
22	2.826	2:00.392	22	6.054	2:01.180	22	7.285	2:01.306	22	7.939	1:59.571	22	7.680	1:55.739
8	3.390	2:00.956	8	6.449	2:01.011	8	9.664	2:03.290	8	13.921	2:03.174	8	18.127	2:00.204
4	7.512	2:05.078	4	15.295	2:05.735	4	21.702	2:06.482	4	27.536	2:04.751	4	33.566	2:02.028
95	16.255	2:13.821	95	30.535	2:12.232	95	43.286	2:12.826	95	54.911	2:10.542	95	1:08.413	2:09.500
96	16.384	2:13.950	96	31.435	2:13.003	96	45.688	2:14.328	96	58.890	2:12.119	96	1:12.756	2:09.864

Car No. 95 - No working transponder - Q.12.2.1

Weather / Track : Cloudy / Dry

Oulton Park International  
 Circuit Length = 2.6920 miles  
 Start: 14:43 End: 15:01

**The Old Hall Trophy for FF1600's**  
**RACE 3 - LAP CHART**

Lap 6			Lap 7			Lap 8		
No	Behind	Laptime	No	Behind	Laptime	No	Behind	Laptime
21		1:53.670	21		1:52.295	21		1:50.477
7	8.028	1:54.483	7	8.590	1:52.857	7	11.046	1:52.933
54	8.739	1:55.567	22	8.770	1:52.282	22	11.166	1:52.873
22	8.783	1:54.773	8	26.949	1:56.628	8	32.075	1:55.603
8	22.616	1:58.159	4	45.404	1:58.569	4	51.996	1:57.069
4	39.130	1:59.234	95	1:36.938	2:06.342	95	1:54.514	2:08.053
95	1:22.891	2:08.148	96	1:45.958	2:08.408	96	2:01.529	2:06.048
96	1:29.845	2:10.759						

**Car No. 95 - No working transponder - Q.12.2.1**

**Weather / Track : Cloudy / Dry**

Oulton Park International  
 Circuit Length = 2.6920 miles  
 Start: 14:43 End: 15:01

# The Knickerbrook Trophy for World Sportscar Masters

## QUALIFYING - CLASSIFICATION

POS	NO	CL	NAME	ENTRY	TIME	ON	LAPS	GAP	DIFF	MPH
1	37	Siffert	<b>CASEY/CATON</b>	Chevron B16	<b>1:50.607</b>	6	10			87.61
2	31	Rodrig	<b>LYONS/LYONS</b>	Lola T70 Mk3B	<b>1:50.964</b>	6	7	<b>0.357</b>	0.357	87.33
3	11	Siffert	<b>Mike WRIGLEY</b>	Chevron B16	<b>1:51.864</b>	4	8	<b>1.257</b>	0.900	86.63
4	1	Bonni	<b>MINSHAW/MINSHAW</b>	Chevron B8	<b>1:52.105</b>	5	6	<b>1.498</b>	0.241	86.44
5	86	Hulme	<b>David FORSBREY</b>	Ford GT40 Mk1	<b>1:53.524</b>	14	14	<b>2.917</b>	1.419	85.36
6	73	Hulme	<b>Simon HADFIELD</b>	Huffaker Genie Mk 10	<b>1:53.657</b>	9	11	<b>3.050</b>	0.133	85.26
7	88	Hulme	<b>Marcus T MUSSA</b>	McLaren M1B	<b>1:53.888</b>	11	12	<b>3.281</b>	0.231	85.09
8	21	Mark	<b>Chris FOX</b>	Lola T210	<b>1:54.330</b>	3	5	<b>3.723</b>	0.442	84.76
9	99	Bonni	<b>Piero Enrico TONETTI</b>	Chevron B8	<b>1:56.258</b>	12	12	<b>5.651</b>	1.928	83.36
10	42	Bonni	<b>Hugh COLMAN</b>	Chevron B8	<b>1:56.269</b>	3	3	<b>5.662</b>	0.011	83.35
11	23	Barth	<b>John PEARSON</b>	Lotus 23B	<b>1:56.474</b>	10	12	<b>5.867</b>	0.205	83.20
12	60	Siffert	<b>David CARRINGTON-YATES</b>	Chevron B16	<b>1:56.720</b>	2	7	<b>6.113</b>	0.246	83.03
13	74	Pesc	<b>Paul HOWELLS</b>	Porsche 911 RSR	<b>1:57.504</b>	10	12	<b>6.897</b>	0.784	82.47
14	12	Pesc	<b>HALLFORD/CRUDGINGTON</b>	Chevrolet Corvette	<b>1:58.273</b>	3	11	<b>7.666</b>	0.769	81.94
15	33	Pesc	<b>Mark BATES</b>	Porsche 911 RSR	<b>1:59.642</b>	7	11	<b>9.035</b>	1.369	81.00
16	89	Barth	<b>Mark PANGBORN</b>	Lotus 23B	<b>2:01.758</b>	11	13	<b>11.151</b>	2.116	79.59
17	68	Pesc	<b>Jeremy COOKE</b>	Porsche 911 RSR	<b>2:05.075</b>	6	8	<b>14.468</b>	3.317	77.48
18	30	Barth	<b>John BUSSEY</b>	Elva Mk VII	<b>2:14.915</b>	1	2	<b>24.308</b>	9.840	71.83

Car Nos. 60 & 73 require working transponders - Q.12.2.1

Weather / Track : Cloudy / Dry

These results are provisional until the conclusion of any judicial and technical matters.

Oulton Park International  
Circuit Length = 2.6920 miles  
Start: 10:20 End: 10:55

Clerk of Course :		Timekeeper :
-------------------	--	--------------



# The Knickerbrook Trophy for World Sportscar Masters

## QUALIFYING - LAP ANALYSIS

<b>60</b>	<b>David CARRINGTON-YATES</b>		Siffert Chevron B16				
1 -	1:59.455	+ 2.735	10:26:44.950	5 -	5:12.937 P	+ 3:16.217	10:45:17.149
2 -	<b>1:56.720</b>		<b>10:28:41.670</b>	6 -	5:29.197	+ 3:32.477	10:50:46.346
3 -	2:09.441 P	+ 12.721	10:30:51.111	7 -	2:13.624 P	+ 16.904	10:52:59.970
4 -	9:13.101 P	+ 7:16.381	10:40:04.212				
<b>68</b>	<b>Jeremy COOKE</b>		ascarc Porsche 911 RSR				
1 -	2:14.037	+ 8.962	10:24:56.709	5 -	6:26.754	+ 4:21.679	10:37:49.606
2 -	2:09.715	+ 4.640	10:27:06.424	6 -	<b>2:05.075</b>		<b>10:39:54.681</b>
3 -	2:06.725	+ 1.650	10:29:13.149	7 -	2:05.460	+ 0.385	10:42:00.141
4 -	2:09.703	+ 4.628	10:31:22.852	8 -	2:42.729 P	+ 37.654	10:44:42.870
<b>73</b>	<b>Simon HADFIELD</b>		Hulme Huffaker Genie Mk 10				
1 -	2:01.547	+ 7.890	10:26:38.814	7 -	1:54.864	+ 1.207	10:42:58.613
2 -	1:57.791	+ 4.134	10:28:36.605	8 -	1:55.355	+ 1.698	10:44:53.968
3 -	1:55.695	+ 2.038	10:30:32.300	9 -	<b>1:53.657</b>		<b>10:46:47.625</b>
4 -	6:43.226	+ 4:49.569	10:37:15.526	10 -	1:55.299	+ 1.642	10:48:42.924
5 -	1:53.970	+ 0.313	10:39:09.496	11 -	1:54.100	+ 0.443	10:50:37.024
6 -	1:54.253	+ 0.596	10:41:03.749				
<b>74</b>	<b>Paul HOWELLS</b>		ascarc Porsche 911 RSR				
1 -	2:25.686	+ 28.182	10:25:06.427	7 -	2:01.024	+ 3.520	10:41:49.490
2 -	2:14.286	+ 16.782	10:27:20.713	8 -	1:59.095	+ 1.591	10:43:48.585
3 -	2:08.550	+ 11.046	10:29:29.263	9 -	1:58.588	+ 1.084	10:45:47.173
4 -	2:03.917	+ 6.413	10:31:33.180	10 -	<b>1:57.504</b>		<b>10:47:44.677</b>
5 -	6:12.387	+ 4:14.883	10:37:45.567	11 -	2:00.629	+ 3.125	10:49:45.306
6 -	2:02.899	+ 5.395	10:39:48.466	12 -	2:25.163 P	+ 27.659	10:52:10.469
<b>86</b>	<b>David FORSBREY</b>		Hulme Ford GT40 Mk1				
1 -	1:58.936	+ 5.412	10:24:17.491	8 -	1:56.720	+ 3.196	10:41:40.980
2 -	1:57.330	+ 3.806	10:26:14.821	9 -	1:53.976	+ 0.452	10:43:34.956
3 -	1:56.316	+ 2.792	10:28:11.137	10 -	1:54.318	+ 0.794	10:45:29.274
4 -	1:55.837	+ 2.313	10:30:06.974	11 -	2:04.516	+ 10.992	10:47:33.790
5 -	1:56.580	+ 3.056	10:32:03.554	12 -	1:54.616	+ 1.092	10:49:28.406
6 -	5:44.316	+ 3:50.792	10:37:47.870	13 -	1:54.228	+ 0.704	10:51:22.634
7 -	1:56.390	+ 2.866	10:39:44.260	14 -	<b>1:53.524</b>		<b>10:53:16.158</b>
<b>88</b>	<b>Marcus T MUSSA</b>		Hulme McLaren M1B				
1 -	2:07.395	+ 13.507	10:24:52.660	7 -	1:55.042	+ 1.154	10:43:55.423
2 -	2:12.233 P	+ 18.345	10:27:04.893	8 -	1:54.291	+ 0.403	10:45:49.714
3 -	3:58.050	+ 2:04.162	10:31:02.943	9 -	1:58.547	+ 4.659	10:47:48.261
4 -	7:04.365	+ 5:10.477	10:38:07.308	10 -	1:57.442	+ 3.554	10:49:45.703
5 -	1:56.212	+ 2.324	10:40:03.520	11 -	<b>1:53.888</b>		<b>10:51:39.591</b>
6 -	1:56.861	+ 2.973	10:42:00.381	12 -	1:54.760	+ 0.872	10:53:34.351
<b>89</b>	<b>Mark PANGBORN</b>		Barth Lotus 23B				
1 -	2:15.366	+ 13.608	10:25:05.500	8 -	2:02.637	+ 0.879	10:44:03.937
2 -	2:11.405	+ 9.647	10:27:16.905	9 -	2:02.378	+ 0.620	10:46:06.315
3 -	2:05.889	+ 4.131	10:29:22.794	10 -	2:02.102	+ 0.344	10:48:08.417
4 -	2:11.523	+ 9.765	10:31:34.317	11 -	<b>2:01.758</b>		<b>10:50:10.175</b>
5 -	6:18.785	+ 4:17.027	10:37:53.102	12 -	2:02.432	+ 0.674	10:52:12.607
6 -	2:05.159	+ 3.401	10:39:58.261	13 -	2:11.992 P	+ 10.234	10:54:24.599
7 -	2:03.039	+ 1.281	10:42:01.300				
<b>99</b>	<b>Piero Enrico TONETTI</b>		lonnie Chevron B8				
1 -	2:04.355	+ 8.097	10:24:41.124	7 -	1:56.695	+ 0.437	10:41:17.691
2 -	2:00.245	+ 3.987	10:26:41.369	8 -	1:56.413	+ 0.155	10:43:14.104
3 -	1:58.058	+ 1.800	10:28:39.427	9 -	2:16.331 P	+ 20.073	10:45:30.435
4 -	1:58.768	+ 2.510	10:30:38.195	10 -	4:30.373	+ 2:34.115	10:50:00.808
5 -	6:42.094	+ 4:45.836	10:37:20.289	11 -	1:58.510	+ 2.252	10:51:59.318
6 -	2:00.707	+ 4.449	10:39:20.996	12 -	<b>1:56.258</b>		<b>10:53:55.576</b>


Car Nos. 60 & 73 require working transponders - Q.12.2.1

Weather / Track : Cloudy / Dry

Oulton Park International  
Circuit Length = 2.6920 miles  
Start: 10:20 End: 10:55

# The Knickerbrook Trophy for World Sportscar Masters

## RACE 4 - GRID

ROW 9	2:05.075 68   Jeremy COOKE	2:14.915 30   John BUSSEY
ROW 8	1:59.642 33   Mark BATES	2:01.758 89   Mark PANGBORN
ROW 7	1:57.504 74   Paul HOWELLS	1:58.273 12   HALLFORD/CRUDGINGTON
ROW 6	1:56.474 23   John PEARSON	1:56.720 60   David CARRINGTON-YATES
ROW 5	1:56.258 99   Piero Enrico TONETTI	1:56.269 42   Hugh COLMAN
ROW 4	1:53.888 88   Marcus T MUSSA	1:54.330 21   Chris FOX
ROW 3	1:53.524 86   David FORSBREY	1:53.657 73   Simon HADFIELD
ROW 2	1:51.864 11   Mike WRIGLEY	1:52.105 1   MINSHAW/MINSHAW
ROW 1	1:50.607 37   CASEY/CATON	1:50.964 31   LYONS/LYONS
<b>Pole</b>		
		

Oulton Park International  
Circuit Length = 2.6920 miles

**These results are provisional until the conclusion of any judicial and technical matters.**

Clerk of Course :		Timekeeper :
-------------------	--	--------------

# The Knickerbrook Trophy for World Sportscar Masters

## RACE 4 - CLASSIFICATION

POS	NO	CL	NAME	ENTRY	LAPS	TIME	GAP	DIFF	MPH	BEST	ON
1	1	Bonni	<b>MINSHAW/MINSHAW</b>	Chevron B8	23	45:05.983			82.37	1:51.376	15
2	21	Markc	<b>Chris FOX</b>	Lola T210	23	45:50.190	<b>44.207</b>	44.207	81.04	1:50.114	17
3	42	Bonni	<b>Hugh COLMAN</b>	Chevron B8	23	46:01.499	<b>55.516</b>	11.309	80.71	1:53.529	16
4	37	Siffert	<b>CASEY/CATON</b>	Chevron B16	23	46:01.614	<b>55.631</b>	0.115	80.71	1:49.390	23
5	86	Hulm	<b>David FORSBREY</b>	Ford GT40 Mk1	23	46:11.795	<b>1:05.812</b>	10.181	80.41	1:54.762	20
6	23	Barth	<b>John PEARSON</b>	Lotus 23B	23	46:53.936	<b>1:47.953</b>	42.141	79.21	1:55.496	18
7	74	Pesc	<b>Paul HOWELLS</b>	Porsche 911 RSR	22	45:28.907	<b>1 lap</b>	1 lap	78.12	1:58.471	18
8	33	Pesc	<b>Mark BATES</b>	Porsche 911 RSR	22	45:43.823	<b>1 lap</b>	14.916	77.70	1:58.130	22
9	89	Barth	<b>Mark PANGBORN</b>	Lotus 23B	22	45:54.356	<b>1 lap</b>	10.533	77.40	1:57.659	18
10	12	Pesc	<b>HALLFORD/CRUDGINGTON</b>	Chevrolet Corvette	21	45:45.004	<b>2 laps</b>	1 lap	74.14	1:57.244	4
11	68	Pesc	<b>Jeremy COOKE</b>	Porsche 911 RSR	21	46:03.504	<b>2 laps</b>	18.500	73.64	2:03.968	19
12	99	Bonni	<b>Piero Enrico TONETTI</b>	Chevron B8	21	46:22.846	<b>2 laps</b>	19.342	73.13	1:57.685	8
13	31	Rodri	<b>LYONS F/LYONS M</b>	Lola T70 Mk3B	9	17:55.259	<b>14 laps</b>	12 laps	81.11	1:55.417	9
NOT CLASSIFIED											
DNC	88	Hulm	<b>Marcus T MUSSA</b>	McLaren M1B	12	23:47.904	<b>11 laps</b>	0.000	81.44	1:55.772	7
DNC	11	Siffert	<b>Mike WRIGLEY</b>	Chevron B16	9	17:11.559	<b>14 laps</b>	3 laps	84.55	1:52.410	6
DNC	60	Siffert	<b>David CARRINGTON-YATES</b>	Chevron B16	9	18:15.474	<b>14 laps</b>	1:03.915	79.62	1:51.661	6
DNC	73	Hulm	<b>Simon HADFIELD</b>	Huffaker Genie Mk 10	3	6:42.719	<b>20 laps</b>	6 laps	72.19	1:53.684	2
FASTEST LAP											
37	Siffert	<b>CASEY/CATON</b>	Chevron B16	23	1:49.390	88.59 mph	142.57 kph				
21	Markc	<b>Chris FOX</b>	Lola T210	17	1:50.114	88.01 mph	141.64 kph				
1	Bonni	<b>MINSHAW/MINSHAW</b>	Chevron B8	15	1:51.376	87.01 mph	140.03 kph				
73	Hulm	<b>Simon HADFIELD</b>	Huffaker Genie Mk 10	2	1:53.684	85.24 mph	137.19 kph				
31	Rodri	<b>LYONS F/LYONS M</b>	Lola T70 Mk3B	9	1:55.417	83.96 mph	135.13 kph				
23	Barth	<b>John PEARSON</b>	Lotus 23B	18	1:55.496	83.91 mph	135.04 kph				
12	Pesc	<b>HALLFORD/CRUDGINGTON</b>	Chevrolet Corvette	4	1:57.244	82.65 mph	133.02 kph				

Car Nos. 60 & 73 - No working transponders - Q.12.2.1

Weather / Track : Cloudy / Dry

These results are provisional until the conclusion of any judicial and technical matters.

Oulton Park International  
Circuit Length = 2.6920 miles  
Start: 15:14 End: 16:01

Clerk of Course :	Timekeeper :
-------------------	--------------

**The Knickerbrook Trophy for World Sportscar Masters**  
**RACE 4 - LAP CHART**

Lap 1			Lap 2			Lap 3			Lap 4			Lap 5		
No	Behind	Laptime	No	Behind	Laptime	No	Behind	Laptime	No	Behind	Laptime	No	Behind	Laptime
1		1:57.886	1		1:54.643	21		1:51.734	21		1:53.451	21		1:52.521
21	0.181	1:58.067	21	0.319	1:54.781	11	1.542	1:52.808	11	0.523	1:52.432	11	0.703	1:52.701
11	1.420	1:59.306	11	0.787	1:54.010	1	10.479	2:02.532 P	1	19.011	2:01.983 P	1	20.673	1:54.183
73	2.925	2:00.811	73	1.966	1:53.684	60	21.847	1:56.057	60	22.784	1:54.388	60	22.709	1:52.446
31	7.779	2:05.665	37	17.102	2:02.895	86	23.822	1:58.617	42	27.413	1:55.931	42	30.776	1:55.884
37	8.850	2:06.736	86	17.258	2:00.660	42	24.933	1:58.116	86	27.821	1:57.450	86	32.075	1:56.775
88	11.021	2:08.907	60	17.843	1:58.251	88	25.470	1:58.955	88	29.045	1:57.026	88	33.923	1:57.399
86	11.241	2:09.127	88	18.568	2:02.190	12	26.931	1:59.839	12	30.724	1:57.244	12	37.927	1:59.724
42	11.670	2:09.556	42	18.870	2:01.843	23	29.937	2:01.691	23	34.532	1:58.046	23	40.325	1:58.314
23	12.004	2:09.890	12	19.145	2:01.504	37	30.687	2:05.638	37	36.896	1:59.660	31	41.267	1:56.729
12	12.284	2:10.170	31	19.349	2:06.213	31	32.285	2:04.989	31	37.059	1:58.225	37	44.789	2:00.414
74	13.493	2:11.379	23	20.299	2:02.938	74	33.484	2:03.623	74	40.006	1:59.973	74	46.452	1:58.967
60	14.235	2:12.121	74	21.914	2:03.064	89	34.371	2:03.252	89	41.549	2:00.629	89	48.924	1:59.896
89	14.916	2:12.802	89	23.172	2:02.899	33	34.764	2:03.057	33	42.124	2:00.811	99	50.085	1:58.094
33	15.456	2:13.342	33	23.760	2:02.947	99	39.104	2:01.033	99	44.512	1:58.859	33	50.509	2:00.906
68	16.953	2:14.839	68	27.987	2:05.677	68	45.446	2:09.512	68	59.391	2:07.396	68	1:15.292	2:08.422
99	22.521	2:20.407	99	30.124	2:02.246	73	58.137	2:48.224 P						

Car Nos. 60 & 73 - No working transponders - Q.12.2.1

Weather / Track : Cloudy / Dry

Oulton Park International  
 Circuit Length = 2.6920 miles  
 Start: 15:14 End: 16:01

# The Knickerbrook Trophy for World Sportscar Masters

## RACE 4 - LAP CHART

Lap 6			Lap 7			Lap 8			Lap 9			Lap 10		
No	Behind	Laptime	No	Behind	Laptime	No	Behind	Laptime	No	Behind	Laptime	No	Behind	Laptime
21		1:51.032	11		1:52.805	11		1:52.682	11		2:02.405 P	1		1:53.921
11	2.081	1:52.410	21	9.804	2:04.690 P	60	20.289	1:52.573	1	11.092	1:52.998	68	1 LAP	2:08.216
1	23.211	1:53.570	60	20.398	1:51.946	1	20.499	1:52.134	42	29.717	1:55.166	42	20.607	1:55.903
60	23.338	1:51.661	1	21.047	1:52.722	42	36.956	1:55.233	86	37.232	1:57.138	21	27.899	1:52.692
42	33.957	1:54.213	42	34.405	1:55.334	86	42.499	1:56.181	89	1 LAP	3:21.844 P	86	28.667	1:56.448
86	37.113	1:56.070	86	39.000	1:56.773	88	45.624	1:57.056	21	40.220	1:54.362	88	33.470	1:56.956
88	40.364	1:57.473	88	41.250	1:55.772	21	48.263	2:31.141 P	88	41.527	1:58.308	89	1 LAP	2:02.865
12	44.221	1:57.326	31	46.950	1:55.810	31	50.688	1:56.420	31	43.700	1:55.417	23	47.300	2:02.007
31	46.026	1:55.791	12	48.354	1:59.019	12	53.119	1:57.447	23	50.306	1:57.884	99	57.314	1:59.194
23	47.633	1:58.340	23	49.097	1:56.350	23	54.827	1:58.412	12	54.897	2:04.183 P	74	58.234	1:59.911
37	53.805	2:00.048	74	58.952	1:59.438	74	1:05.323	1:59.053	99	1:03.133	1:59.495	37	58.784	1:59.883
74	54.400	1:58.980	37	1:00.743	2:01.824	99	1:06.043	1:57.685	74	1:03.336	2:00.418	33	1:11.192	2:06.430 P
99	57.789	1:58.736	99	1:01.040	1:58.137	37	1:07.555	1:59.494	37	1:03.914	1:58.764			
89	58.816	2:00.924	33	1:05.851	2:00.959	33	1:12.790	1:59.621	60	1:03.915	2:46.031 P			
33	59.778	2:00.301	89	1:12.533	2:08.603 P	68	2:01.264	2:09.040	33	1:09.775	1:59.390			
68	1:31.699	2:07.439	68	1:44.906	2:08.093									

Car Nos. 60 & 73 - No working transponders - Q.12.2.1

Weather / Track : Cloudy / Dry

Oulton Park International  
Circuit Length = 2.6920 miles  
Start: 15:14 End: 16:01

# The Knickerbrook Trophy for World Sportscar Masters

## RACE 4 - LAP CHART

Lap 11			Lap 12			Lap 13			Lap 14			Lap 15		
No	Behind	Laptime	No	Behind	Laptime	No	Behind	Laptime	No	Behind	Laptime	No	Behind	Laptime
1		2:02.150 P	42		1:56.207	42		1:57.091	42		2:02.125 P	1		1:51.376
42	15.670	1:57.213	86	12.957	2:02.439 P	99	1 LAP	3:13.319 P	37	1 LAP	3:12.192 P	42	35.734	3:10.897 P
68	1 LAP	2:17.573 P	33	1 LAP	3:16.879 P	33	1 LAP	1:59.986	74	1 LAP	3:12.923 P	21	37.088	1:51.293
86	22.395	1:55.878	88	17.305	1:58.599	89	1 LAP	2:00.149	33	1 LAP	1:59.721	86	41.585	1:56.630
21	26.948	2:01.199 P	89	1 LAP	1:59.199	23	34.166	2:05.302 P	89	1 LAP	1:59.290	23	1:07.496	1:57.512
88	30.583	1:59.263	23	25.955	1:56.066	1	53.389	1:53.107	1	43.787	1:52.523	37	1:12.706	1:53.525
89	1 LAP	2:00.014	37	48.634	2:04.775 P	86	1:27.387	3:11.521 P	86	1:20.118	1:54.856	12	1 LAP	2:01.410
23	41.766	1:56.616	74	48.842	2:05.826 P	21	1:32.096	1:53.016	21	1:20.958	1:50.987	68	1 LAP	2:07.168
74	54.893	1:58.809	1	57.373	3:09.250 P	68	1 LAP	2:07.684	23	1:45.147	3:13.106 P	74	1:25.939	1:59.689
37	55.736	1:59.102	68	1 LAP	3:28.141 P	12	1 LAP	2:00.495	68	1 LAP	2:06.549	33	1:39.609	2:00.426
99	57.448	2:02.284 P	21	1:36.171	3:21.100 P	99	2:00.370	1:58.571	12	1 LAP	1:59.482	89	1:45.645	1:58.820
12	1 LAP	5:08.587 P	12	1 LAP	2:05.796				37	1:54.344	1:52.734	99	1:45.749	2:22.652
									99	1:58.260	2:00.015			
									74	2:01.413	1:58.864			
									33	2:14.346	1:59.811			
									89	2:21.988	1:59.437			

Car Nos. 60 & 73 - No working transponders - Q.12.2.1

Weather / Track : Cloudy / Dry

Oulton Park International  
Circuit Length = 2.6920 miles  
Start: 15:14 End: 16:01

**The Knickerbrook Trophy for World Sportscar Masters**  
**RACE 4 - LAP CHART**

Lap 16			Lap 17			Lap 18			Lap 19			Lap 20		
No	Behind	Laptime	No	Behind	Laptime	No	Behind	Laptime	No	Behind	Laptime	No	Behind	Laptime
1		1:52.076	1		1:52.879	1		1:52.101	1		1:53.003	1		1:52.247
21	35.583	1:50.571	89	1 LAP	2:09.961	33	1 LAP	2:00.317	68	2 LAPS	2:05.804	74	1 LAP	1:59.701
42	37.187	1:53.529	99	1 LAP	2:31.076	89	1 LAP	1:59.430	12	2 LAPS	2:00.682	12	2 LAPS	2:01.901
86	45.395	1:55.886	21	32.818	1:50.114	21	31.911	1:51.194	33	1 LAP	1:59.839	33	1 LAP	2:00.562
23	1:11.127	1:55.707	42	39.086	1:54.778	42	42.869	1:55.884	89	1 LAP	1:57.659	68	2 LAPS	2:06.042
37	1:12.553	1:51.923	86	47.823	1:55.307	86	51.602	1:55.880	21	35.729	1:56.821	89	1 LAP	1:58.519
12	1 LAP	2:00.212	37	1:10.433	1:50.759	37	1:08.671	1:50.339	42	44.580	1:54.714	21	38.544	1:55.062
74	1:33.502	1:59.639	23	1:14.930	1:56.682	99	1 LAP	2:32.264	86	54.217	1:55.618	42	47.932	1:55.599
68	1 LAP	2:06.361	74	1:40.122	1:59.499	23	1:18.325	1:55.496	37	1:06.252	1:50.584	86	56.732	1:54.762
33	1:47.577	2:00.044	68	1 LAP	2:04.169	74	1:46.492	1:58.471	23	1:24.031	1:58.709	37	1:04.039	1:50.034
			12	1 LAP	2:19.297				99	1 LAP	2:21.116	23	1:30.744	1:58.960

Car Nos. 60 & 73 - No working transponders - Q.12.2.1

Weather / Track : Cloudy / Dry

Oulton Park International  
 Circuit Length = 2.6920 miles  
 Start: 15:14 End: 16:01

# The Knickerbrook Trophy for World Sportscar Masters

## RACE 4 - LAP CHART

Lap 21			Lap 22			Lap 23		
No	Behind	Laptime	No	Behind	Laptime	No	Behind	Laptime
1		1:51.983	1		1:52.134	1		1:54.582
74	1 LAP	1:59.789	74	1 LAP	2:00.430	74	1 LAP	2:00.461
99	2 LAPS	2:23.883	33	1 LAP	2:00.774	33	1 LAP	1:58.130
12	2 LAPS	1:59.804	12	2 LAPS	2:01.973	12	2 LAPS	1:58.909
33	1 LAP	1:59.570	21	43.625	1:54.781	21	44.207	1:55.164
68	2 LAPS	2:03.968	89	1 LAP	2:01.275	89	1 LAP	1:58.757
89	1 LAP	1:58.132	68	2 LAPS	2:05.951	42	55.516	1:53.570
21	40.978	1:54.417	99	2 LAPS	2:22.678	37	55.631	1:49.390
42	52.993	1:57.044	42	56.528	1:55.669	68	2 LAPS	2:05.460
86	1:00.177	1:55.428	37	1:00.823	1:51.422	86	1:05.812	1:55.808
37	1:01.535	1:49.479	86	1:04.586	1:56.543	99	2 LAPS	2:21.102
23	1:37.561	1:58.800	23	1:44.278	1:58.851	23	1:47.953	1:58.257

Car Nos. 60 & 73 - No working transponders - Q.12.2.1

Weather / Track : Cloudy / Dry

Oulton Park International  
Circuit Length = 2.6920 miles  
Start: 15:14 End: 16:01

**The Cascades Trophy for Gentlemen Drivers Pre-1966 GT Cars**  
**QUALIFYING - CLASSIFICATION**

POS	NO	CL	NAME	ENTRY	TIME	ON	LAPS	GAP	DIFF	MPH
1	46	C3	Mike WHITAKER	TVR Griffith	1:58.541	1	9			81.75
2	47	C3	SCRAGG/BUSSELL	Jaguar E-Type	1:59.018	12	13	0.477	0.477	81.42
3	48	C1	SCHRYVER/HADFIELD	Lotus Elan 26R	2:01.826	3	10	3.285	2.808	79.55
4	1	C1	TICE/CONOLEY	Marcos 1800GT	2:03.404	10	12	4.863	1.578	78.53
5	72	C3	Jamie BOOT	Jaguar E-Type	2:03.616	8	13	5.075	0.212	78.39
6	9	C3	DAVIES/RONCHETTI	Chevrolet Corvette Stingray	2:05.724	13	13	7.183	2.108	77.08
7	73	C2	CLARKSON/WILLIAMS	Austin Healey 3000 Mk1	2:06.749	12	12	8.208	1.025	76.46
8	10	C2	Karl WETHERELL	Triumph TR4	2:10.521	10	12	11.980	3.772	74.25
9	74	C1	AYLETT/FARRALL	Diva GT	2:13.952	4	12	15.411	3.431	72.34
10	92	B2	Martyn CORFIELD	Austin Healey 1000/4	2:15.088	3	12	16.547	1.136	71.74

Weather / Track : Cloudy / Dry  
 These results are provisional until the conclusion of any judicial and technical matters.

Oulton Park International  
 Circuit Length = 2.6920 miles  
 Start: 11:05 End: 11:37

Clerk of Course :		Timekeeper :
-------------------	--	--------------

# The Cascades Trophy for Gentlemen Drivers Pre-1966 GT Cars

## QUALIFYING - LAP ANALYSIS

<b>1</b>	<b>TICE/CONOLEY</b>		C1 Marcos 1800GT				
1 -	2:08.544	+ 5.140	11:09:50.244	7 -	3:16.428	+ 1:13.024	11:23:44.707
2 -	2:05.396	+ 1.992	11:11:55.640	8 -	2:05.486	+ 2.082	11:25:50.193
3 -	2:06.702	+ 3.298	11:14:02.342	9 -	2:04.520	+ 1.116	11:27:54.713
4 -	2:06.414	+ 3.010	11:16:08.756	10 -	<b>2:03.404</b>		<b>11:29:58.117</b>
5 -	2:04.269	+ 0.865	11:18:13.025	11 -	2:04.112	+ 0.708	11:32:02.229
6 -	2:15.254 P	+ 11.850	11:20:28.279	12 -	2:11.332 P	+ 7.928	11:34:13.561
<b>9</b>	<b>DAVIES/RONCHETTI</b>		C3 Chevrolet Corvette Stingray				
1 -	2:07.708	+ 1.984	11:09:45.282	8 -	2:08.127	+ 2.403	11:25:55.461
2 -	2:07.756	+ 2.032	11:11:53.038	9 -	2:06.100	+ 0.376	11:28:01.561
3 -	2:09.253	+ 3.529	11:14:02.291	10 -	2:06.075	+ 0.351	11:30:07.636
4 -	2:15.734	+ 10.010	11:16:18.025	11 -	2:07.954	+ 2.230	11:32:15.590
5 -	2:07.280	+ 1.556	11:18:25.305	12 -	2:07.477	+ 1.753	11:34:23.067
6 -	2:12.991 P	+ 7.267	11:20:38.296	13 -	<b>2:05.724</b>		<b>11:36:28.791</b>
7 -	3:09.038	+ 1:03.314	11:23:47.334				
<b>10</b>	<b>Karl WETHERELL</b>		C2 Triumph TR4				
1 -	2:17.344	+ 6.823	11:10:02.591	7 -	2:11.086	+ 0.565	11:23:34.000
2 -	2:16.357	+ 5.836	11:12:18.948	8 -	2:11.260	+ 0.739	11:25:45.260
3 -	2:17.044	+ 6.523	11:14:35.992	9 -	2:11.356	+ 0.835	11:27:56.616
4 -	2:13.268	+ 2.747	11:16:49.260	10 -	<b>2:10.521</b>		<b>11:30:07.137</b>
5 -	2:18.581	+ 8.060	11:19:07.841	11 -	2:12.807	+ 2.286	11:32:19.944
6 -	2:15.073	+ 4.552	11:21:22.914	12 -	2:21.986 P	+ 11.465	11:34:41.930
<b>46</b>	<b>Mike WHITAKER</b>		C3 TVR Griffith				
1 -	<b>1:58.541</b>		<b>11:09:12.015</b>	6 -	1:59.217	+ 0.676	11:21:45.287
2 -	2:07.975	+ 9.434	11:11:19.990	7 -	2:02.636	+ 4.095	11:23:47.923
3 -	1:59.470	+ 0.929	11:13:19.460	8 -	2:28.037	+ 29.496	11:26:15.960
4 -	2:16.594 P	+ 18.053	11:15:36.054	9 -	2:29.600 P	+ 31.059	11:28:45.560
5 -	4:10.016	+ 2:11.475	11:19:46.070				
<b>47</b>	<b>SCRAGG/BUSSELL</b>		C3 Jaguar E-Type				
1 -	2:05.943	+ 6.925	11:09:25.914	8 -	2:00.817	+ 1.799	11:25:54.246
2 -	2:05.478	+ 6.460	11:11:31.392	9 -	2:00.503	+ 1.485	11:27:54.749
3 -	2:06.484	+ 7.466	11:13:37.876	10 -	2:00.147	+ 1.129	11:29:54.896
4 -	2:05.542	+ 6.524	11:15:43.418	11 -	1:59.441	+ 0.423	11:31:54.337
5 -	2:04.938	+ 5.920	11:17:48.356	12 -	<b>1:59.018</b>		<b>11:33:53.355</b>
6 -	2:14.259 P	+ 15.241	11:20:02.615	13 -	2:07.618 P	+ 8.600	11:36:00.973
7 -	3:50.814	+ 1:51.796	11:23:53.429				
<b>48</b>	<b>SCHRYVER/HADFIELD</b>		C1 Lotus Elan 26R				
1 -	2:04.929	+ 3.103	11:09:39.011	6 -	3:26.165	+ 1:24.339	11:21:21.159
2 -	2:03.116	+ 1.290	11:11:42.127	7 -	2:05.993	+ 4.167	11:23:27.152
3 -	<b>2:01.826</b>		<b>11:13:43.953</b>	8 -	2:08.704	+ 6.878	11:25:35.856
4 -	2:02.933	+ 1.107	11:15:46.886	9 -	2:21.305 P	+ 19.479	11:27:57.161
5 -	2:08.108 P	+ 6.282	11:17:54.994	10 -	4:21.078 P	+ 2:19.252	11:32:18.239
<b>72</b>	<b>Jamie BOOT</b>		C3 Jaguar E-Type				
1 -	2:12.065	+ 8.449	11:09:47.352	8 -	<b>2:03.616</b>		<b>11:25:58.811</b>
2 -	2:17.870 P	+ 14.254	11:12:05.222	9 -	2:04.272	+ 0.656	11:28:03.083
3 -	3:21.964	+ 1:18.348	11:15:27.186	10 -	2:10.314	+ 6.698	11:30:13.397
4 -	2:05.579	+ 1.963	11:17:32.765	11 -	2:05.099	+ 1.483	11:32:18.496
5 -	2:04.322	+ 0.706	11:19:37.087	12 -	2:04.195	+ 0.579	11:34:22.691
6 -	2:05.190	+ 1.574	11:21:42.277	13 -	2:15.773 P	+ 12.157	11:36:38.464
7 -	2:12.918	+ 9.302	11:23:55.195				
<b>73</b>	<b>CLARKSON/WILLIAMS</b>		C2 Austin Healey 3000 Mk1				
1 -	2:08.899	+ 2.150	11:09:23.401	7 -	2:08.372	+ 1.623	11:25:35.145
2 -	2:07.499	+ 0.750	11:11:30.900	8 -	2:07.900	+ 1.151	11:27:43.045
3 -	2:08.204	+ 1.455	11:13:39.104	9 -	2:08.349	+ 1.600	11:29:51.394
4 -	2:09.291	+ 2.542	11:15:48.395	10 -	2:08.149	+ 1.400	11:31:59.543

Weather / Track : Cloudy / Dry

Oulton Park International  
Circuit Length = 2.6920 miles  
Start: 11:05 End: 11:37

## The Cascades Trophy for Gentlemen Drivers Pre-1966 GT Cars

### QUALIFYING - LAP ANALYSIS


5 -	2:35.147 P	+ 28.398	11:18:23.542	11 -	2:07.149	+ 0.400	11:34:06.692
6 -	5:03.231	+ 2:56.482	11:23:26.773	12 -	<b>2:06.749</b>		<b>11:36:13.441</b>
<b>74</b>	<b>AYLETT/FARRALL</b>		C1 Diva GT				
1 -	2:20.368	+ 6.416	11:09:59.963	7 -	2:21.755	+ 7.803	11:25:29.093
2 -	2:18.546	+ 4.594	11:12:18.509	8 -	2:18.979	+ 5.027	11:27:48.072
3 -	2:16.217	+ 2.265	11:14:34.726	9 -	2:17.958	+ 4.006	11:30:06.030
4 -	<b>2:13.952</b>		<b>11:16:48.678</b>	10 -	2:17.171	+ 3.219	11:32:23.201
5 -	2:22.254 P	+ 8.302	11:19:10.932	11 -	2:14.952	+ 1.000	11:34:38.153
6 -	3:56.406	+ 1:42.454	11:23:07.338	12 -	2:15.456	+ 1.504	11:36:53.609
<b>92</b>	<b>Martyn CORFIELD</b>		B2 Austin Healey 1000/4				
1 -	2:15.972	+ 0.884	11:09:39.367	7 -	2:23.629	+ 8.541	11:25:05.090
2 -	2:16.502	+ 1.414	11:11:55.869	8 -	2:22.338	+ 7.250	11:27:27.428
3 -	<b>2:15.088</b>		<b>11:14:10.957</b>	9 -	2:21.392	+ 6.304	11:29:48.820
4 -	2:22.378 P	+ 7.290	11:16:33.335	10 -	2:21.726	+ 6.638	11:32:10.546
5 -	3:41.607	+ 1:26.519	11:20:14.942	11 -	2:21.728	+ 6.640	11:34:32.274
6 -	2:26.519	+ 11.431	11:22:41.461	12 -	2:22.066	+ 6.978	11:36:54.340

Weather / Track : Cloudy / Dry

Oulton Park International  
Circuit Length = 2.6920 miles  
Start: 11:05 End: 11:37

# The Cascades Trophy for Gentlemen Drivers Pre-1966 GT Cars

## RACE 5 - GRID

ROW 5	2:13.952 74   AYLETT/FARRALL	2:15.088 92   Martyn CORFIELD
ROW 4	2:06.749 73   CLARKSON/WILLIAMS	2:10.521 10   Karl WETHERELL
ROW 3	2:03.616 72   Jamie BOOT	2:05.724 9   DAVIES/RONCHETTI
ROW 2	2:01.826 48   SCHRIVER/HADFIELD	2:03.404 1   TICE/CONOLEY
ROW 1	1:58.541 46   Mike WHITAKER	1:59.018 47   SCRAGG/BUSSELL
<b>Pole</b>		
		

Oulton Park International  
Circuit Length = 2.6920 miles

**These results are provisional until the conclusion of any judicial and technical matters.**

Clerk of Course :

Timekeeper :

# The Cascades Trophy for Gentlemen Drivers Pre-1966 GT Cars

## RACE 5 - CLASSIFICATION

POS	NO	CL	NAME	ENTRY	LAPS	TIME	GAP	DIFF	MPH	BEST	ON
1	46	C3	WHITAKER/REUBEN	TVR Griffith	40	1:21:50.008			78.95	1:58.040	25
2	48	C1	HADFIELD/SCHRYVER/	Lotus Elan 26R	40	1:22:36.148	46.140	46.140	78.21	1:59.336	19
3	72	C3	Jamie BOOT	Jaguar E-Type	40	1:23:41.889	1:51.881	1:05.741	77.19	2:01.608	26
4	1	C1	TICE/CONOLEY	Marcos 1800GT	39	1:22:39.621	1 lap	1 lap	76.20	2:03.428	20
5	9	C3	DAVIES/RONCHETTI	Chevrolet Corvette Stingray	39	1:23:28.008	1 lap	48.387	75.47	2:03.645	18
6	73	C2	CLARKSON/WILLIAMS	Austin Healey 3000 Mk1	38	1:22:34.778	2 laps	1 lap	74.32	2:06.358	29
7	10	C2	Karl WETHERELL	Triumph TR4	36	1:21:15.735	4 laps	2 laps	71.55	2:08.703	26
8	74	C1	FARRALL/AYLETT	Diva GT	36	1:22:48.642	4 laps	1:32.907	70.21	2:11.657	13
9	92	B2	CORFIELD/WELCH	Austin Healey 1000/4	35	1:22:27.363	5 laps	1 lap	68.56	2:15.354	27
10	47	C3	SCRAGG/BUSSELL	Jaguar E-Type	33	1:12:11.226	7 laps	2 laps	73.83	1:58.100	30

### FASTEST LAP

46	C3	WHITAKER/REUBEN	TVR Griffith	25	1:58.040	82.10 mph	132.13 kph
48	C1	HADFIELD/SCHRYVER/	Lotus Elan 26R	19	1:59.336	81.21 mph	130.69 kph
73	C2	CLARKSON/WILLIAMS	Austin Healey 3000 Mk1	29	2:06.358	76.69 mph	123.43 kph
92	B2	CORFIELD/WELCH	Austin Healey 1000/4	27	2:15.354	71.59 mph	115.22 kph

Weather / Track : Cloudy / Dry

These results are provisional until the conclusion of any judicial and technical matters.

Oulton Park International  
Circuit Length = 2.6920 miles  
Start: 16:18 End: 17:42

Clerk of Course :	Timekeeper :
-------------------	--------------

# The Cascades Trophy for Gentlemen Drivers Pre-1966 GT Cars

## RACE 5 - LAP CHART

Lap 1			Lap 2			Lap 3			Lap 4			Lap 5		
No	Behind	Laptime	No	Behind	Laptime	No	Behind	Laptime	No	Behind	Laptime	No	Behind	Laptime
46		2:04.727	46		1:59.089	46		1:59.515	46		2:00.886	46		2:00.872
48	1.132	2:05.859	48	3.444	2:01.401	48	5.183	2:01.254	48	5.830	2:01.533	48	5.723	2:00.765
1	3.034	2:07.761	1	7.944	2:03.999	1	12.776	2:04.347	1	16.269	2:04.379	1	19.538	2:04.141
47	5.392	2:10.119	47	12.186	2:05.883	47	17.935	2:05.264	47	21.879	2:04.830	72	28.293	2:06.921
72	5.792	2:10.519	72	12.777	2:06.074	72	18.327	2:05.065	72	22.244	2:04.803	9	30.333	2:06.081
9	6.795	2:11.522	9	14.395	2:06.689	9	20.516	2:05.636	9	25.124	2:05.494	47	31.678	2:10.671
73	8.682	2:13.409	73	17.791	2:08.198	73	26.179	2:07.903	73	32.702	2:07.409	73	40.776	2:08.946
10	11.248	2:15.975	10	22.533	2:10.374	10	32.697	2:09.679	10	41.851	2:10.040	10	50.915	2:09.936
74	13.442	2:18.169	74	30.000	2:15.647	74	45.777	2:15.292	74	59.439	2:14.548	74	1:12.855	2:14.288
92	21.354	2:26.081	92	44.121	2:21.856	92	1:07.618	2:23.012	92	1:28.083	2:21.351	92	1:49.774	2:22.563

Weather / Track : Cloudy / Dry

Oulton Park International  
 Circuit Length = 2.6920 miles  
 Start: 16:18 End: 17:42

# The Cascades Trophy for Gentlemen Drivers Pre-1966 GT Cars

## RACE 5 - LAP CHART

Lap 6			Lap 7			Lap 8			Lap 9			Lap 10		
No	Behind	Laptime	No	Behind	Laptime	No	Behind	Laptime	No	Behind	Laptime	No	Behind	Laptime
46		2:01.071	46		1:59.884	46		1:59.129	46		1:58.514	46		1:59.227
48	5.156	2:00.504	48	6.013	2:00.741	48	7.444	2:00.560	48	9.635	2:00.705	74	1 LAP	2:12.266
1	22.444	2:03.977	92	1 LAP	2:26.063	1	30.796	2:03.675	1	36.218	2:03.936	48	11.498	2:01.090
72	31.902	2:04.680	1	26.250	2:03.690	92	1 LAP	2:21.351	72	47.830	2:05.263	1	40.928	2:03.937
9	34.043	2:04.781	72	36.043	2:04.025	72	41.081	2:04.167	9	50.985	2:05.237	72	52.288	2:03.685
47	35.223	2:04.616	9	38.654	2:04.495	9	44.262	2:04.737	92	1 LAP	2:20.868	9	58.409	2:06.651
73	47.226	2:07.521	47	40.120	2:04.781	47	45.294	2:04.303	47	1:11.391	2:24.611 P	92	1 LAP	2:19.894
10	59.580	2:09.736	73	55.335	2:07.993	73	1:03.842	2:07.636	73	1:13.265	2:07.937	73	1:21.771	2:07.733
74	1:25.873	2:14.089	10	1:09.330	2:09.634	10	1:19.307	2:09.106	10	1:30.537	2:09.744	10	1:40.711	2:09.401
			74	1:38.799	2:12.810	74	1:52.362	2:12.692						

Weather / Track : Cloudy / Dry

Oulton Park International  
 Circuit Length = 2.6920 miles  
 Start: 16:18 End: 17:42

# The Cascades Trophy for Gentlemen Drivers Pre-1966 GT Cars

## RACE 5 - LAP CHART

Lap 11			Lap 12			Lap 13			Lap 14			Lap 15		
No	Behind	Laptime	No	Behind	Laptime	No	Behind	Laptime	No	Behind	Laptime	No	Behind	Laptime
46		1:58.868	46		1:58.286	46		1:58.157	46		1:58.464	46		1:58.719
48	14.457	2:01.827	48	16.509	2:00.338	92	2 LAPS	2:17.526	10	1 LAP	2:10.391	73	1 LAP	2:07.854
74	1 LAP	2:11.811	74	1 LAP	2:12.955	10	1 LAP	2:08.750	48	21.340	2:01.214	48	23.495	2:00.874
1	45.982	2:03.922	1	51.742	2:04.046	48	18.590	2:00.238	92	2 LAPS	2:18.257	10	1 LAP	2:10.543
72	57.229	2:03.809	72	1:02.556	2:03.613	74	1 LAP	2:12.749	74	1 LAP	2:11.657	92	2 LAPS	2:27.469
9	1:05.941	2:06.400	9	1:13.571	2:05.916	1	57.930	2:04.345	1	1:03.534	2:04.068	1	1:09.909	2:05.094
73	1:31.464	2:08.561	47	1 LAP	2:04.814	72	1:07.471	2:03.072	72	1:12.224	2:03.217	72	1:16.739	2:03.234
47	1 LAP	4:18.448 P	73	1:42.113	2:08.935	9	1:22.110	2:06.696	9	1:29.948	2:06.302	74	1 LAP	2:14.286
92	1 LAP	2:20.149				47	1 LAP	2:03.811	47	1 LAP	2:03.584	9	1:37.523	2:06.294
10	1:51.086	2:09.243				73	1:51.638	2:07.682				47	1 LAP	2:03.204

Weather / Track : Cloudy / Dry

Oulton Park International  
 Circuit Length = 2.6920 miles  
 Start: 16:18 End: 17:42

# The Cascades Trophy for Gentlemen Drivers Pre-1966 GT Cars

## RACE 5 - LAP CHART

Lap 16			Lap 17			Lap 18			Lap 19			Lap 20		
No	Behind	Laptime	No	Behind	Laptime	No	Behind	Laptime	No	Behind	Laptime	No	Behind	Laptime
46		1:59.044	46		1:59.071	46		2:00.527	46		2:00.127	46		1:59.945
73	1 LAP	2:07.359	73	1 LAP	2:07.502	47	2 LAPS	2:03.741	47	2 LAPS	2:03.789	92	3 LAPS	2:18.828
48	24.324	1:59.873	48	25.147	1:59.894	48	25.139	2:00.519	48	24.348	1:59.336	47	2 LAPS	2:03.055
10	1 LAP	2:10.895	10	1 LAP	2:09.670	73	1 LAP	2:07.304	73	1 LAP	2:07.428	48	29.098	2:04.695 P
92	2 LAPS	2:18.352	1	1:21.086	2:04.493	10	1 LAP	2:09.705	10	1 LAP	2:09.144	73	1 LAP	2:11.762 P
1	1:15.664	2:04.799	72	1:23.573	2:02.373	1	1:26.288	2:05.729	1	1:29.619	2:03.458	10	1 LAP	2:09.893
72	1:20.271	2:02.576	92	2 LAPS	2:19.170	72	1:26.585	2:03.539	72	1:29.927	2:03.469	1	1:33.102	2:03.428
74	1 LAP	2:12.396	74	1 LAP	2:16.662 P	92	2 LAPS	2:18.626	74	2 LAPS	3:42.157 P	72	1:33.413	2:03.431
9	1:43.841	2:05.362	9	1:50.224	2:05.454	9	1:53.342	2:03.645	9	1:57.751	2:04.536	74	2 LAPS	2:20.932
47	1 LAP	2:03.983												

Weather / Track : Cloudy / Dry

Oulton Park International  
 Circuit Length = 2.6920 miles  
 Start: 16:18 End: 17:42

# The Cascades Trophy for Gentlemen Drivers Pre-1966 GT Cars

## RACE 5 - LAP CHART

Lap 21			Lap 22			Lap 23			Lap 24			Lap 25		
No	Behind	Laptime	No	Behind	Laptime	No	Behind	Laptime	No	Behind	Laptime	No	Behind	Laptime
46		2:00.994	46		2:07.725 P	46		3:16.120 P	46		1:59.078	46		1:58.040
9	1 LAP	2:06.677	74	3 LAPS	2:19.828	9	1 LAP	3:22.090 P	47	2 LAPS	2:01.592	47	2 LAPS	2:00.017
47	2 LAPS	2:09.463 P	73	2 LAPS	3:26.865 P	47	2 LAPS	2:00.136	9	1 LAP	2:09.717	9	1 LAP	2:06.269
92	3 LAPS	2:19.148	9	1 LAP	2:09.853 P	72	16.272	2:01.655	72	27.397	2:10.203 P	48	41.916	2:03.338
10	1 LAP	2:09.750	92	3 LAPS	2:23.427 P	48	32.890	2:04.275	48	36.618	2:02.806	73	1 LAP	2:07.243
72	1:36.035	2:03.616	47	2 LAPS	3:19.553 P	73	1 LAP	2:07.882	73	1 LAP	2:07.388	92	3 LAPS	2:17.735
1	1:38.403	2:06.295 P	72	1:30.737	2:02.427	92	3 LAPS	3:38.886 P	92	3 LAPS	2:16.163	72	1:46.255	3:16.898 P
48	1:47.825	3:19.721 P	10	1 LAP	2:14.589 P	74	2 LAPS	2:19.392	74	2 LAPS	2:17.677	1	2:01.867	2:07.112
			48	1:44.735	2:04.635	10	1 LAP	3:27.333 P	1	1:52.795	2:05.580			
			73	1 LAP	2:09.027	1	1:46.293	2:05.499	10	1 LAP	2:09.622			

Weather / Track : Cloudy / Dry

Oulton Park International  
 Circuit Length = 2.6920 miles  
 Start: 16:18 End: 17:42

# The Cascades Trophy for Gentlemen Drivers Pre-1966 GT Cars

## RACE 5 - LAP CHART

Lap 26			Lap 27			Lap 28			Lap 29			Lap 30		
No	Behind	Laptime	No	Behind	Laptime	No	Behind	Laptime	No	Behind	Laptime	No	Behind	Laptime
46		2:01.933	46		2:01.817	46		2:02.881	46		2:02.148	46		2:02.684
74	3 LAPS	2:18.909	1	1 LAP	2:06.227	92	4 LAPS	2:16.257	47	2 LAPS	1:59.792	47	2 LAPS	1:58.218
10	2 LAPS	2:10.173	47	2 LAPS	1:59.071	1	1 LAP	2:05.747	1	1 LAP	2:07.405	1	1 LAP	2:05.729
47	2 LAPS	1:59.070	10	2 LAPS	2:09.422	47	2 LAPS	1:59.010	92	4 LAPS	2:16.948	92	4 LAPS	2:15.829
9	1 LAP	2:07.644	74	3 LAPS	2:17.011	10	2 LAPS	2:08.703	10	2 LAPS	2:10.157	48	43.382	2:02.071
48	43.207	2:03.224	9	1 LAP	2:07.303	74	3 LAPS	2:16.811	48	43.995	2:01.864	9	1 LAP	2:08.738
73	1 LAP	2:07.574	48	43.859	2:02.469	48	44.279	2:03.301	74	3 LAPS	2:16.797	74	3 LAPS	2:16.253
72	1:45.930	2:01.608	73	1 LAP	2:07.645	9	1 LAP	2:07.509	9	1 LAP	2:05.904	10	2 LAPS	2:36.503 P
92	3 LAPS	2:15.984	72	1:46.307	2:02.194	73	1 LAP	2:07.414	73	1 LAP	2:07.042	73	1 LAP	2:06.358
						72	1:45.478	2:02.052	72	1:45.535	2:02.205	72	1:46.081	2:03.230

Weather / Track : Cloudy / Dry

Oulton Park International  
 Circuit Length = 2.6920 miles  
 Start: 16:18 End: 17:42

# The Cascades Trophy for Gentlemen Drivers Pre-1966 GT Cars

## RACE 5 - LAP CHART

Lap 31			Lap 32			Lap 33			Lap 34			Lap 35		
No	Behind	Laptime	No	Behind	Laptime	No	Behind	Laptime	No	Behind	Laptime	No	Behind	Laptime
46		2:01.767	46		2:00.387	46		2:01.583	46		2:02.710	46		2:01.499
1	1 LAP	2:05.203	1	1 LAP	2:05.540	10	3 LAPS	2:14.043	10	3 LAPS	2:12.665	73	2 LAPS	2:10.145
48	44.765	2:03.150	48	47.730	2:03.352	1	1 LAP	2:05.462	1	1 LAP	2:05.646	10	3 LAPS	2:11.165
92	4 LAPS	2:15.354	92	4 LAPS	2:16.222	48	49.680	2:03.533	48	49.008	2:02.038	47	2 LAPS	2:46.885 P
9	1 LAP	2:06.644	9	1 LAP	2:05.984	9	1 LAP	2:06.190	9	1 LAP	2:06.772	1	1 LAP	2:07.472
74	3 LAPS	2:15.304	74	3 LAPS	2:15.309	92	4 LAPS	2:16.263	92	4 LAPS	2:16.114	48	49.329	2:01.820
72	1:47.099	2:02.785	72	1:48.996	2:02.284	74	3 LAPS	2:16.907	72	1:49.651	2:02.258	9	1 LAP	2:07.102
73	1 LAP	2:06.587	47	1 LAP	1:59.070	72	1:50.103	2:02.690	74	3 LAPS	2:15.513	92	4 LAPS	2:16.747
10	2 LAPS	2:56.738 P	73	1 LAP	2:06.753	47	1 LAP	1:58.281				72	1:50.602	2:02.450
47	1 LAP	1:58.100				73	1 LAP	2:06.942						

Weather / Track : Cloudy / Dry

Oulton Park International  
 Circuit Length = 2.6920 miles  
 Start: 16:18 End: 17:42

# The Cascades Trophy for Gentlemen Drivers Pre-1966 GT Cars

## RACE 5 - LAP CHART

Lap 36			Lap 37			Lap 38			Lap 39			Lap 40		
No	Behind	Laptime	No	Behind	Laptime	No	Behind	Laptime	No	Behind	Laptime	No	Behind	Laptime
46		2:03.366	46		2:01.709	46		2:02.455	46		2:02.751	46		2:04.239
74	4 LAPS	2:16.415	73	2 LAPS	2:09.606	92	5 LAPS	2:16.348	92	5 LAPS	2:16.319	92	5 LAPS	2:16.095
73	2 LAPS	2:08.293	74	4 LAPS	2:16.527	73	2 LAPS	2:09.106	73	2 LAPS	2:10.782	73	2 LAPS	2:13.054
10	3 LAPS	2:10.350	10	3 LAPS	2:10.480	74	4 LAPS	2:13.809	74	4 LAPS	2:16.096	48	46.140	2:01.815
1	1 LAP	2:06.394	1	1 LAP	2:06.115	1	1 LAP	2:05.817	48	48.564	2:02.992	1	1 LAP	2:03.704
48	47.719	2:01.756	48	47.700	2:01.690	48	48.323	2:03.078	1	1 LAP	2:05.214	74	4 LAPS	2:16.047
9	1 LAP	2:06.737	9	1 LAP	2:06.032	10	3 LAPS	2:11.934	10	3 LAPS	2:40.249 P	9	1 LAP	2:06.309
72	1:50.336	2:03.100	72	1:51.296	2:02.669	9	1 LAP	2:06.233	9	1 LAP	2:06.373	72	1:51.881	2:03.773
92	4 LAPS	2:16.108				72	1:51.667	2:02.826	72	1:52.347	2:03.431			

Weather / Track : Cloudy / Dry

Oulton Park International  
 Circuit Length = 2.6920 miles  
 Start: 16:18 End: 17:42